



US00D572166S

(12) **United States Design Patent**
Freer-Heeter

(10) **Patent No.:** **US D572,166 S**
(45) **Date of Patent:** **** Jul. 1, 2008**

(54) **PENDANT**

(75) **Inventor:** **Thomas W. Freer-Heeter**, Corning, CA
(US)

(73) **Assignee:** **Luck Holdings, Inc.**, Carson City, NV
(US)

(**) **Term:** **14 Years**

(21) **Appl. No.:** **29/291,132**

(22) **Filed:** **Aug. 15, 2007**

(51) **LOC (8) Cl.** **11-03**

(52) **U.S. Cl.** **D11/108**

(58) **Field of Classification Search** D11/1-2,
D11/40-41, 43-50, 53, 56, 60, 63, 65, 67,
D11/70, 75-78.1, 81, 86, 89, 95-105, 108-109,
D11/115-116; 63/1.11, 1.12, 1.13, 1.14,
63/1.16, 1.18, 13, 14.1, 35, 38, 39
See application file for complete search history.

(56) **References Cited**

U.S. PATENT DOCUMENTS

D115,265 S *	6/1939	Itton	D11/96
D160,641 S *	10/1950	Mantzowitz	D11/97
D234,776 S *	4/1975	Moskowitz et al.	D11/96
D234,777 S *	4/1975	Moskowitz et al.	D11/96
D243,346 S *	2/1977	Samuels	D27/192
D246,607 S *	12/1977	Radisich	D99/25

D247,193 S *	2/1978	Maxwell	D26/116
D250,518 S *	12/1978	Friedman	D11/108
D258,544 S *	3/1981	Benedetto	D99/27
D313,371 S *	1/1991	Shideler	D11/73
D460,375 S *	7/2002	Ambar	D11/7
D519,053 S *	4/2006	Meyer	D11/70

* cited by examiner

Primary Examiner—R. Seifert

(74) *Attorney, Agent, or Firm*—John R. Casperson

(57) **CLAIM**

The ornamental design for a pendant, as shown and described.

DESCRIPTION

FIG. 1 is a front perspective view of a pendant, showing my new design. The broken line showing of environment is for illustrative purposes only and forms no part of the claimed design.

FIG. 2 is a front elevational view of the pendant of FIG. 1.

FIG. 3 is a top plan view of the pendant of FIG. 1.

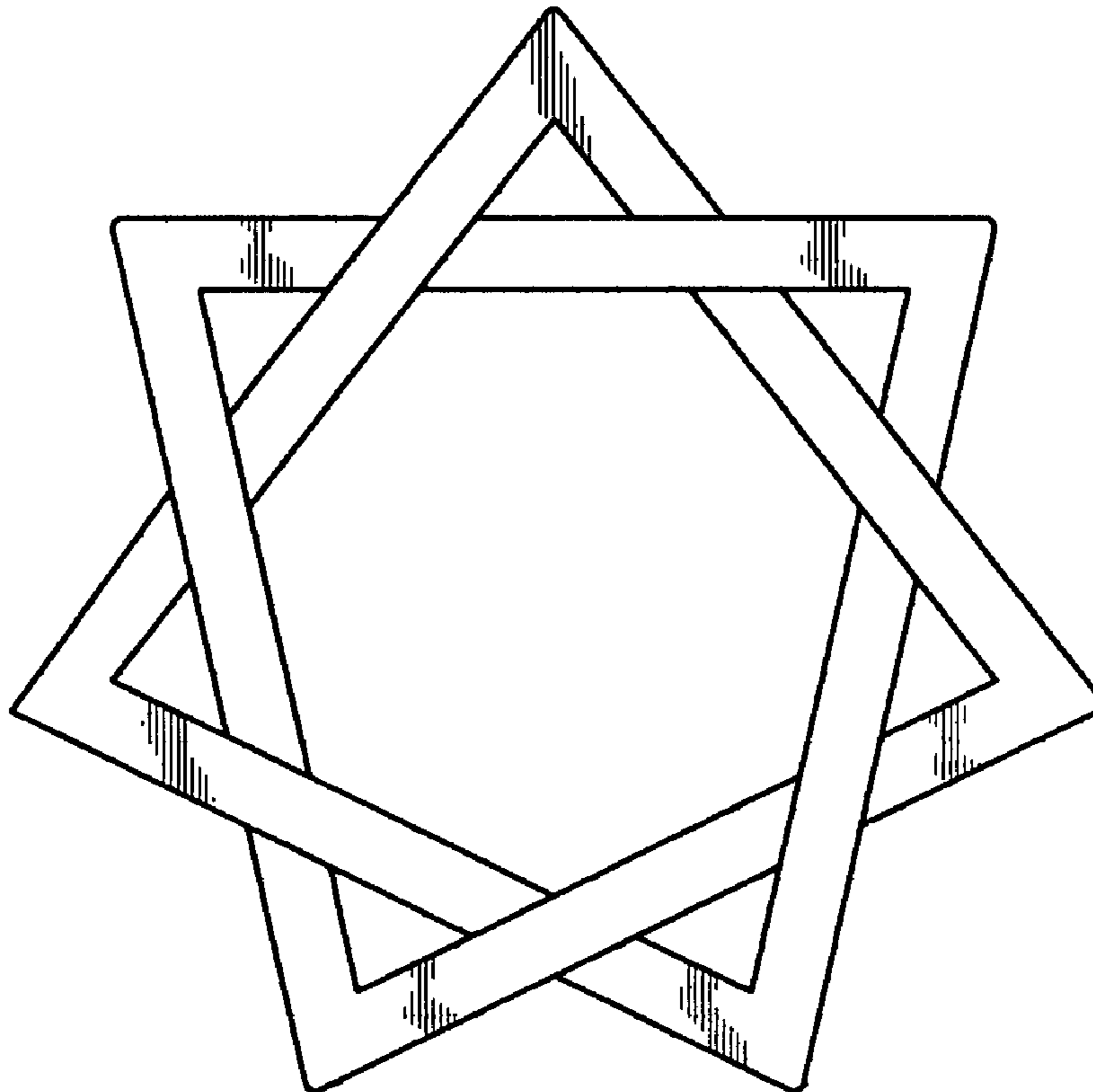
FIG. 4 is a bottom plan view of the pendant of FIG. 1.

FIG. 5 is a left side elevational view of the pendant of FIG. 1.

FIG. 6 is a right side elevational view of the pendant of FIG. 1; and,

FIG. 7 is a rear elevational view of the pendant of FIG. 1.

1 Claim, 3 Drawing Sheets






FIG. 1

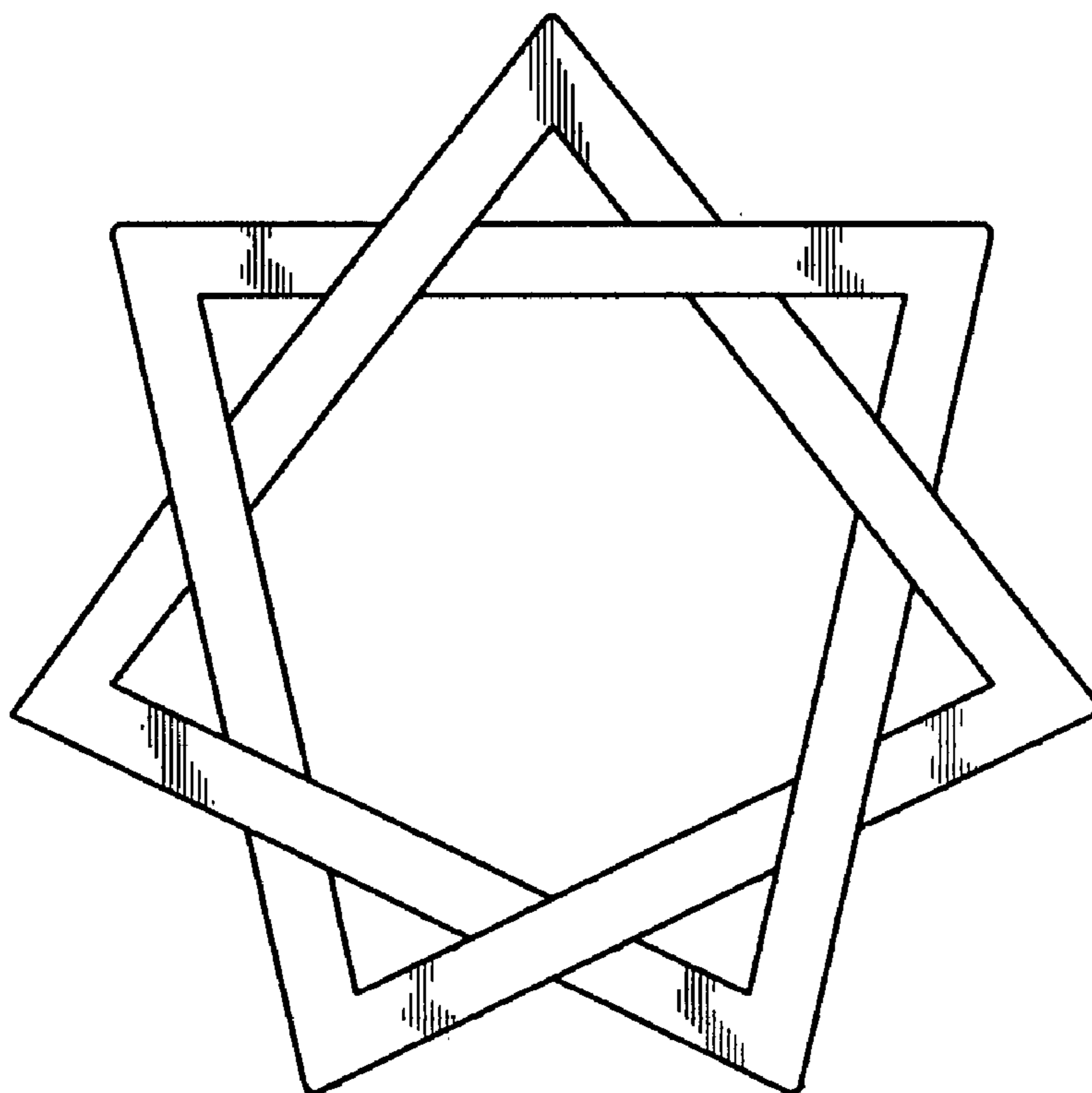


FIG. 2



FIG. 3



FIG. 4



FIG. 5



FIG. 6

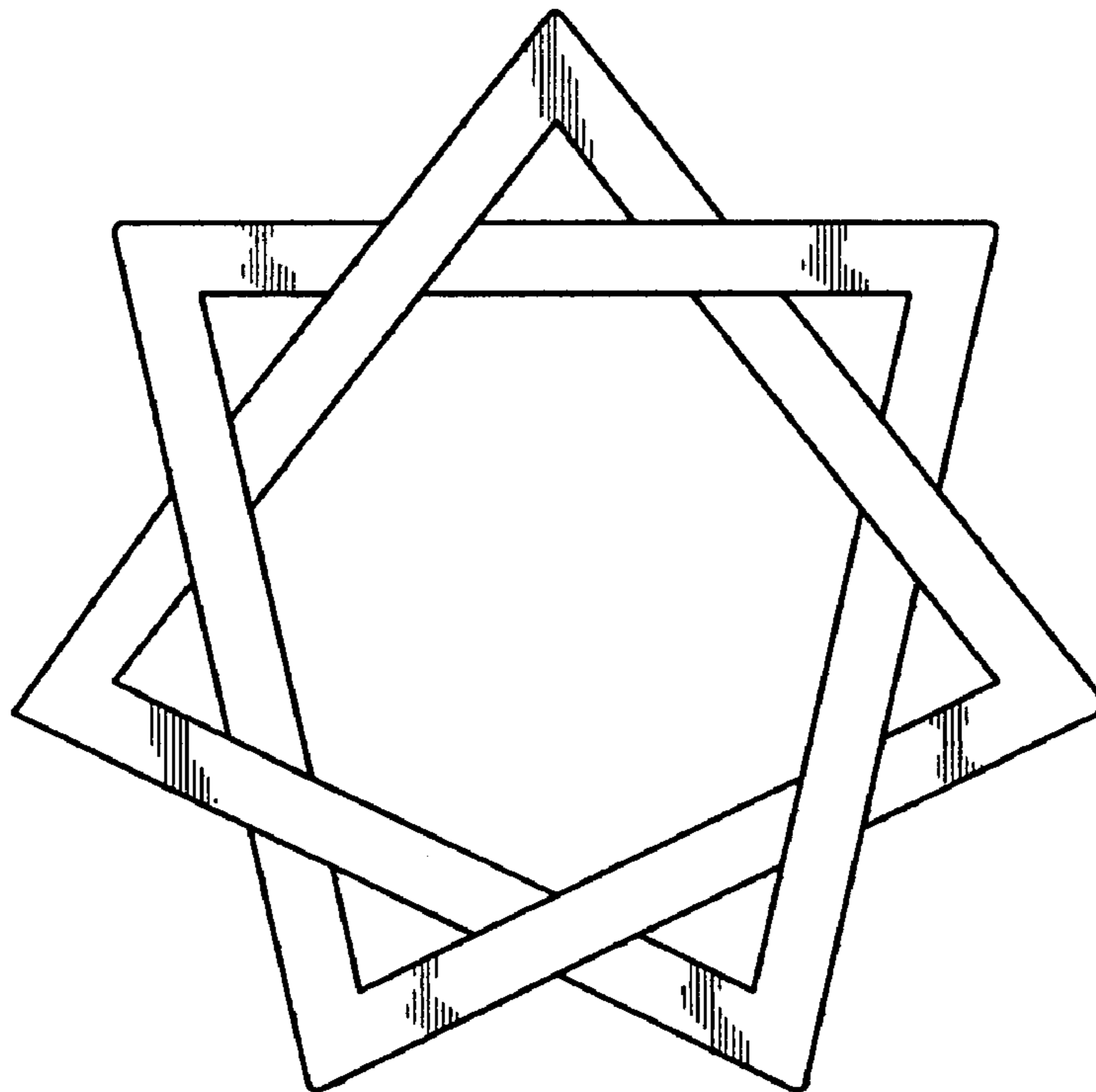


FIG. 7