



US00D572154S

(12) **United States Design Patent**
Daas

(10) **Patent No.:** **US D572,154 S**
(45) **Date of Patent:** **** Jul. 1, 2008**

(54) **HEART SHAPED PENDANT WITH COMPASS**

(75) Inventor: **Robin Daas**, Scarsdale, NY (US)

(73) Assignee: **Heart Of Gold US, LLC**, Tenafly, NJ (US)

(**) Term: **14 Years**

(21) Appl. No.: **29/275,671**

(22) Filed: **Jan. 3, 2007**

(51) **LOC (8) Cl.** **10-04**

(52) **U.S. Cl.** **D10/68**

(58) **Field of Classification Search** D10/68;
33/355 R-365, 347

See application file for complete search history.

(56) **References Cited**

U.S. PATENT DOCUMENTS

D269,863 S	7/1983	Meyer
4,400,956 A	8/1983	Martin
D283,409 S	4/1986	Hergert
D289,020 S	3/1987	Bond
D292,502 S	10/1987	Croker et al.
D349,865 S	8/1994	Benhamou
D369,988 S	5/1996	Jacoby
D371,314 S	7/1996	Yurman
D374,194 S	10/1996	Brocchi
D444,409 S	7/2001	Shriqui et al.
D457,096 S	5/2002	Rosner
D474,994 S	5/2003	Comolli
D483,285 S	12/2003	Reardon
D496,299 S	9/2004	Ljahnicky et al.
D499,041 S	11/2004	Yurman
D508,417 S	8/2005	Yurman
D516,942 S	3/2006	Lawlor et al.

D523,370 S	6/2006	Yurman
D529,370 S	10/2006	Parsons
D532,287 S	11/2006	Daugherty
2003/0110650 A1*	6/2003	Chang 33/355 R

* cited by examiner

Primary Examiner—Antoine D. Davis

(74) *Attorney, Agent, or Firm*—Orrick Herrington & Sutcliffe, LLP

(57) **CLAIM**

The ornamental design for a heart shaped pendant with compass, as shown and described.

DESCRIPTION

FIG. 1 is a rear elevated perspective view of a heart shaped pendant with compass in accordance with a preferred embodiment of the present invention;

FIG. 2 is a front elevated perspective view of the heart shaped pendant with compass of FIG. 1;

FIG. 3 is a rear view of the heart shaped pendant with compass of FIG. 1;

FIG. 4 is a bottom view of the heart shaped pendant with compass of FIG. 1;


FIG. 5 is a front view of the heart shaped pendant with compass of FIG. 1;

FIG. 6 is a top view of the heart shaped pendant with compass of FIG. 1;

FIG. 7 is a side view, taken from the right, of the heart shaped pendant with compass of FIG. 1; and,

FIG. 8 is a side view, taken from the left, of the heart shaped pendant with compass of FIG. 1.

1 Claim, 4 Drawing Sheets






FIG. 1

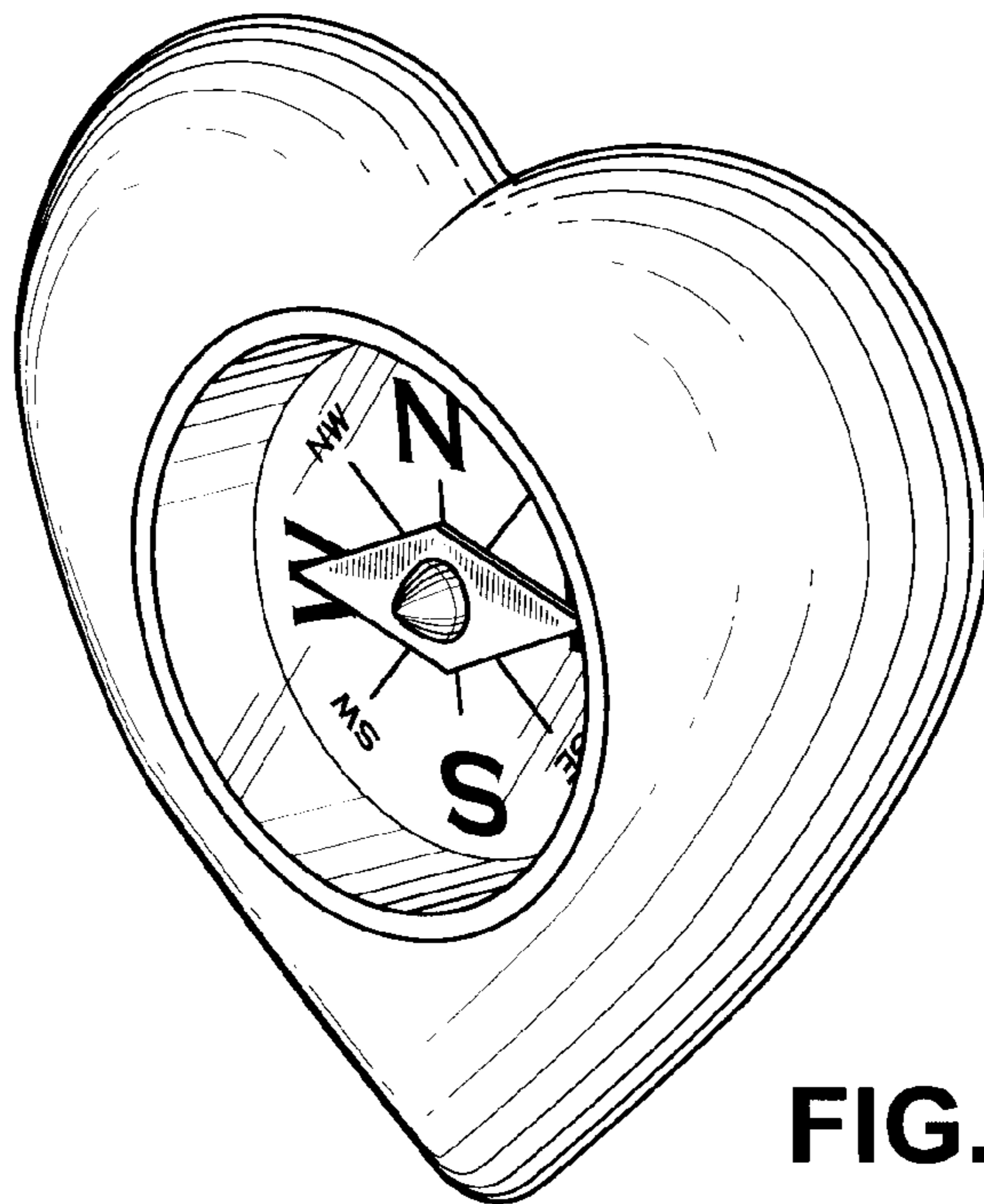


FIG. 2




FIG. 3

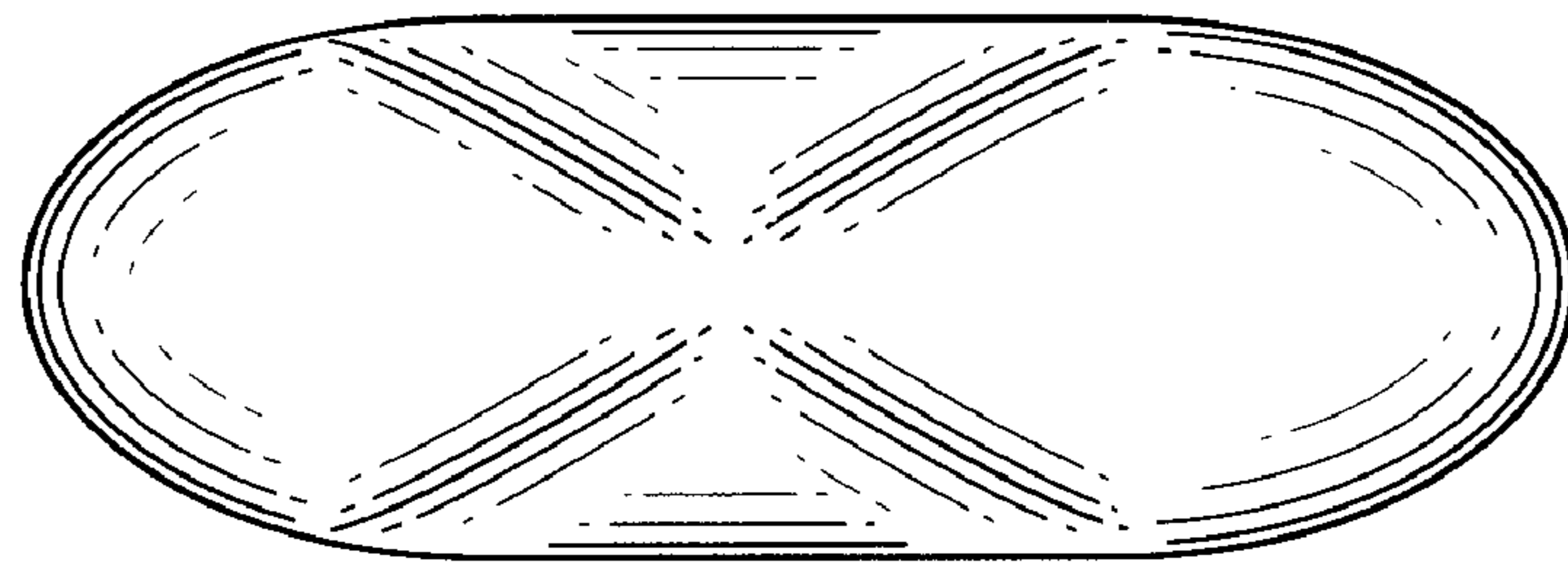


FIG. 4




FIG. 5

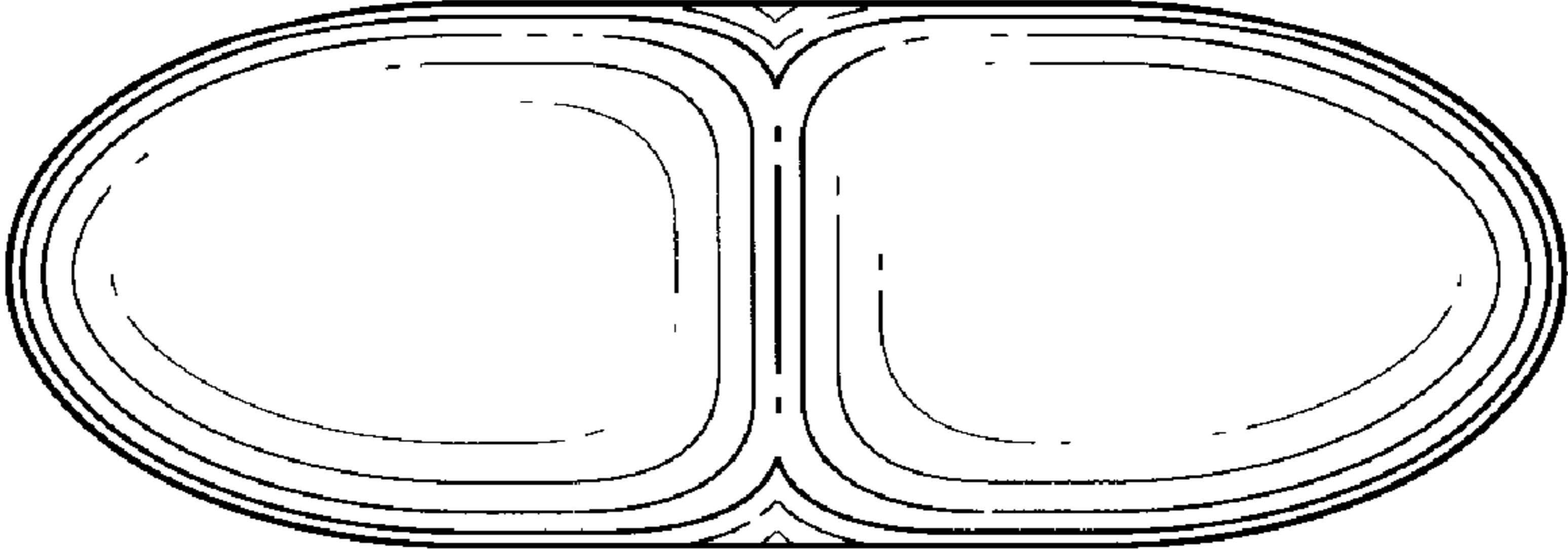


FIG. 6



FIG. 7




FIG. 8