



US00D572147S

(12) **United States Design Patent**
Della Bordella et al.

(10) **Patent No.:** **US D572,147 S**
(45) **Date of Patent:** **** Jul. 1, 2008**

(54) **PRODUCT DISPLAY**

(76) Inventors: **Paolo Della Bordella**, 760 Summer Star Pl., Reno, NV (US) 89511; **Richard Swan**, 2210 Smokewood Ct., Reno, NV (US) 89509

(**) Term: **14 Years**

(21) Appl. No.: **29/283,760**

(22) Filed: **Aug. 22, 2007**

(51) **LOC (8) Cl.** **09-01**

(52) **U.S. Cl.** **D9/722**

(58) **Field of Classification Search** D9/414, D9/415, 434, 457, 715, 722; D2/728, 860, D2/901, 946, 980, 983; D24/189, 190, 192; D29/100, 121.2, 122; 2/22, 23, 61, 227, 2/270, 455, 911, 919; 602/1, 60, 63
See application file for complete search history.

(56) **References Cited**

U.S. PATENT DOCUMENTS

3,613,681 A * 10/1971 Adams 602/60
D389,404 S * 1/1998 Tipp D9/434
D449,992 S * 11/2001 Blackburn D9/457
D472,468 S * 4/2003 Kardush D9/457
D504,324 S * 4/2005 Hall D9/715

D505,777 S * 6/2005 Dunlap D2/901
D507,179 S * 7/2005 King et al. D9/434
D551,351 S * 9/2007 Silva D24/190

* cited by examiner

Primary Examiner—Stella M. Reid
Assistant Examiner—Shanda C. Hill
(74) *Attorney, Agent, or Firm*—Holland & Hart LLP

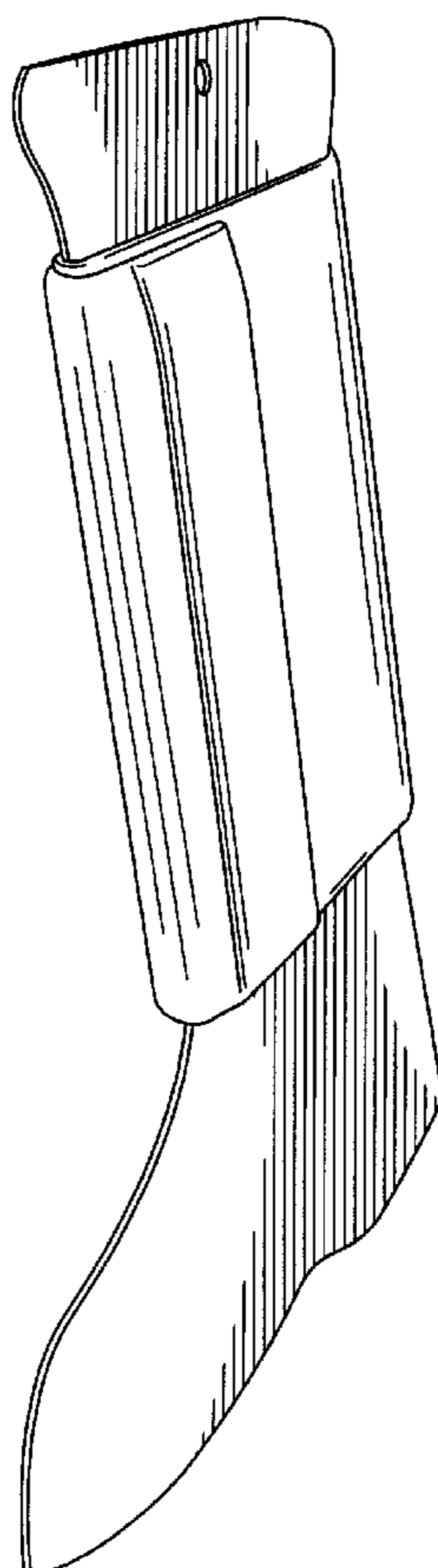
(57) **CLAIM**

The ornamental design for a product display, as shown and described.

DESCRIPTION

FIG. 1 is a perspective view of a product display device showing our new design;
FIG. 2 is front elevational view thereof;
FIG. 3 is a right side elevational view thereof;
FIG. 4 is a left side elevational view thereof;
FIG. 5 is a bottom plan view thereof;
FIG. 6 is a top plan view thereof; and,
FIG. 7 is a back elevational view thereof.
FIGS. 2 through 7 are shown on an enlarged scale.

1 Claim, 5 Drawing Sheets



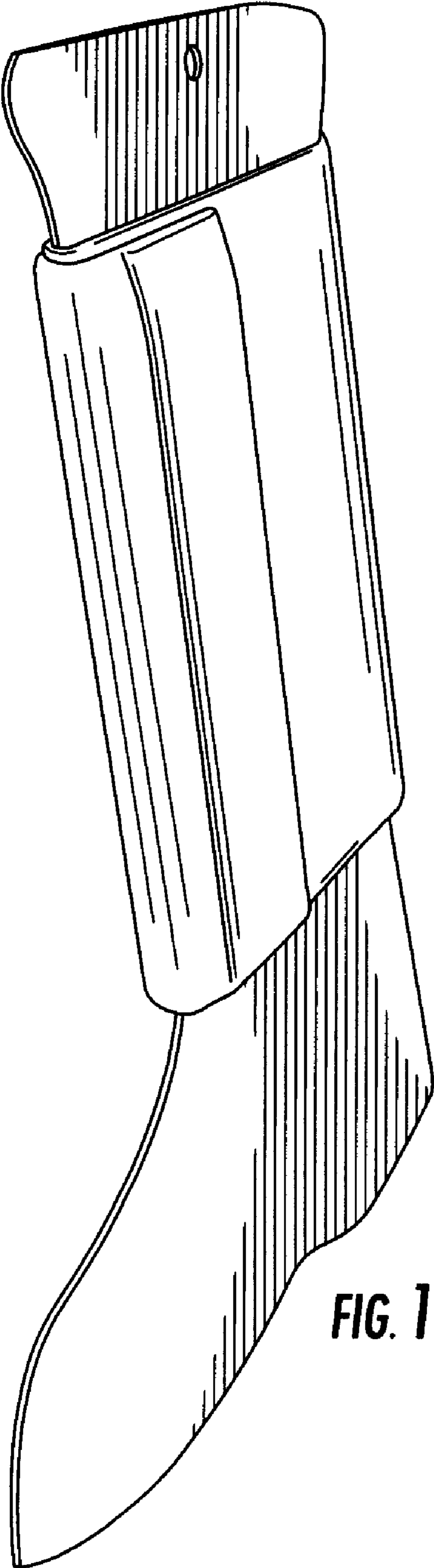


FIG. 1

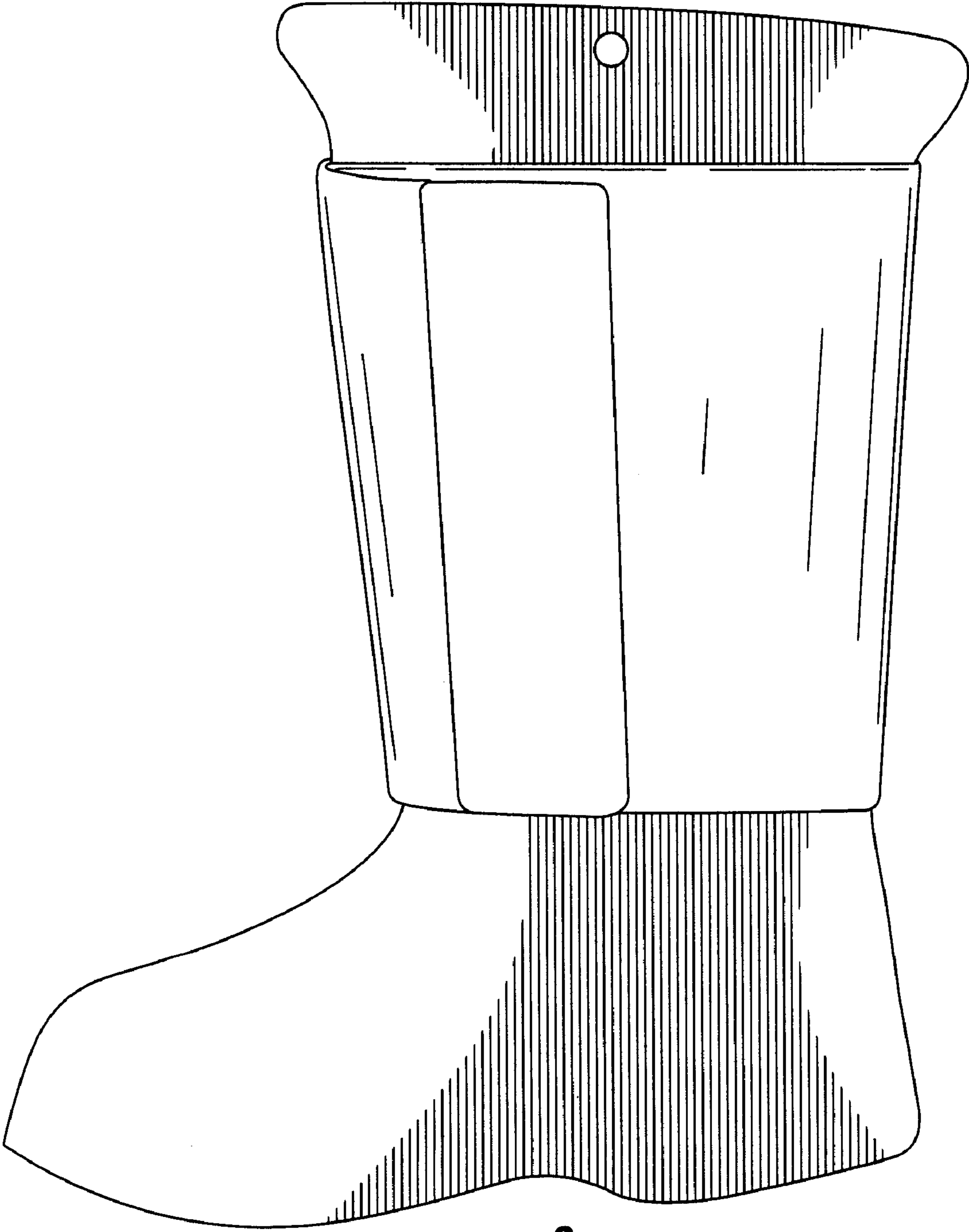


FIG. 2




FIG. 3



FIG. 4




FIG. 5




FIG. 6

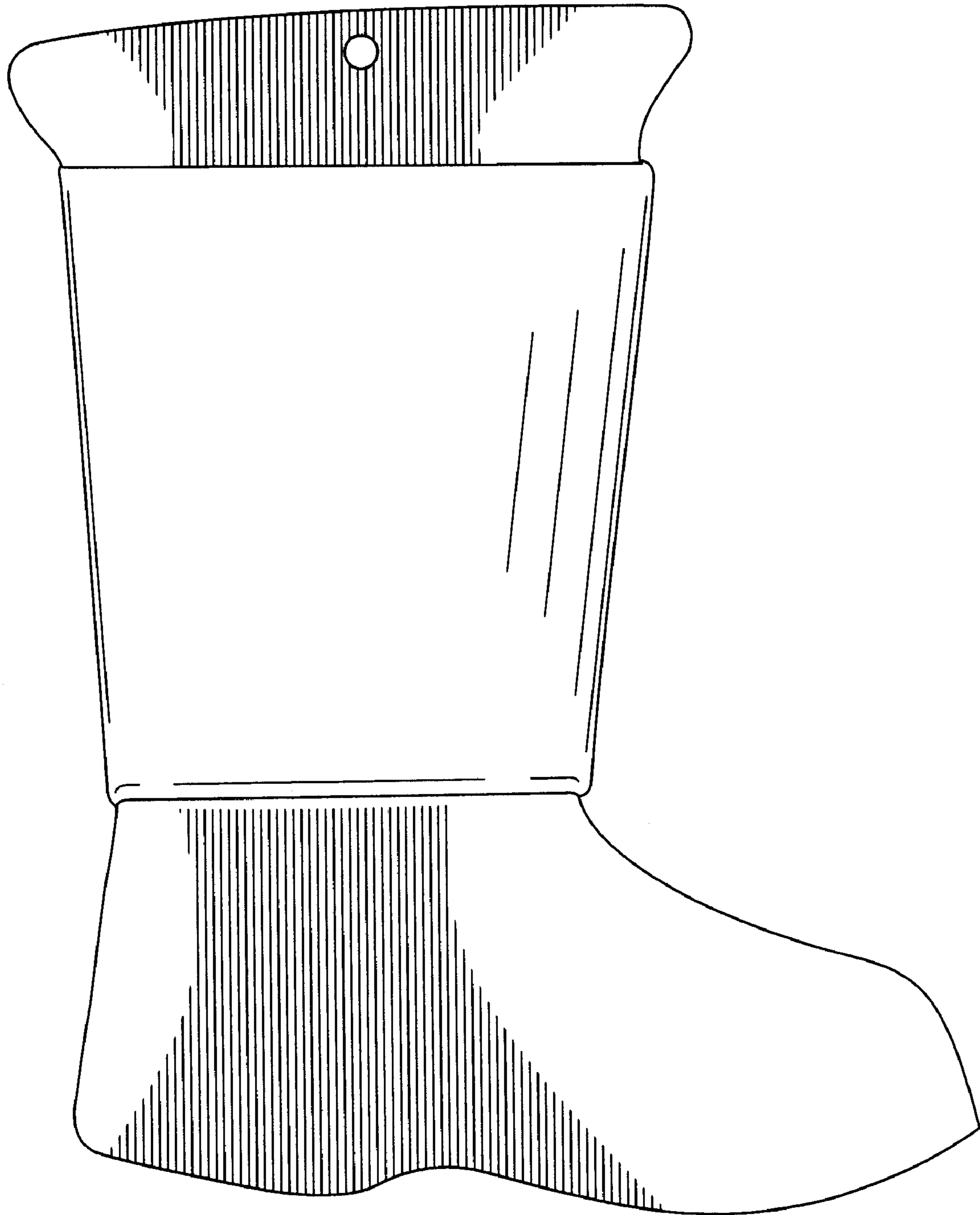


FIG. 7