



US00D572141S

(12) **United States Design Patent**  
**Slabaugh**

(10) **Patent No.:** **US D572,141 S**  
(45) **Date of Patent:** **\*\* Jul. 1, 2008**

(54) **PAW SHAPED BOX**

(76) Inventor: **David C. Slabaugh**, 217 S. 155th Ave.,  
Omaha, NE (US) 68154

(\*\*) Term: **14 Years**

(21) Appl. No.: **29/289,941**

(22) Filed: **Aug. 8, 2007**

(51) **LOC (8) Cl.** ..... **09-01**

(52) **U.S. Cl.** ..... **D9/601; D9/607; D9/414**

(58) **Field of Classification Search** ..... D9/600-601,  
D9/607, 609, 414, 430-433; 206/457, 822;  
215/400; 220/890; D3/270, 271.1, 271.2;  
D7/514-515, 619.2, 628; D30/155

See application file for complete search history.

(56) **References Cited**

**U.S. PATENT DOCUMENTS**

D360,304 S \* 7/1995 Fachinger ..... D6/304  
D433,329 S \* 11/2000 Hampshire ..... D9/414  
D445,518 S \* 7/2001 Warden ..... D30/155

D467,393 S \* 12/2002 Warden ..... D30/155  
D473,769 S \* 4/2003 Kelleghan ..... D8/38  
D504,223 S \* 4/2005 Tamburri ..... D3/211  
D540,007 S \* 4/2007 Edwards ..... D1/107

\* cited by examiner

*Primary Examiner*—Sandra Morris

(74) *Attorney, Agent, or Firm*—Suiter Swantz pc llo

(57) **CLAIM**

The ornamental design for a paw shaped box, as shown and described.

**DESCRIPTION**

FIG. 1 is a perspective view showing my new design;

FIG. 2 is a top plan view thereof;

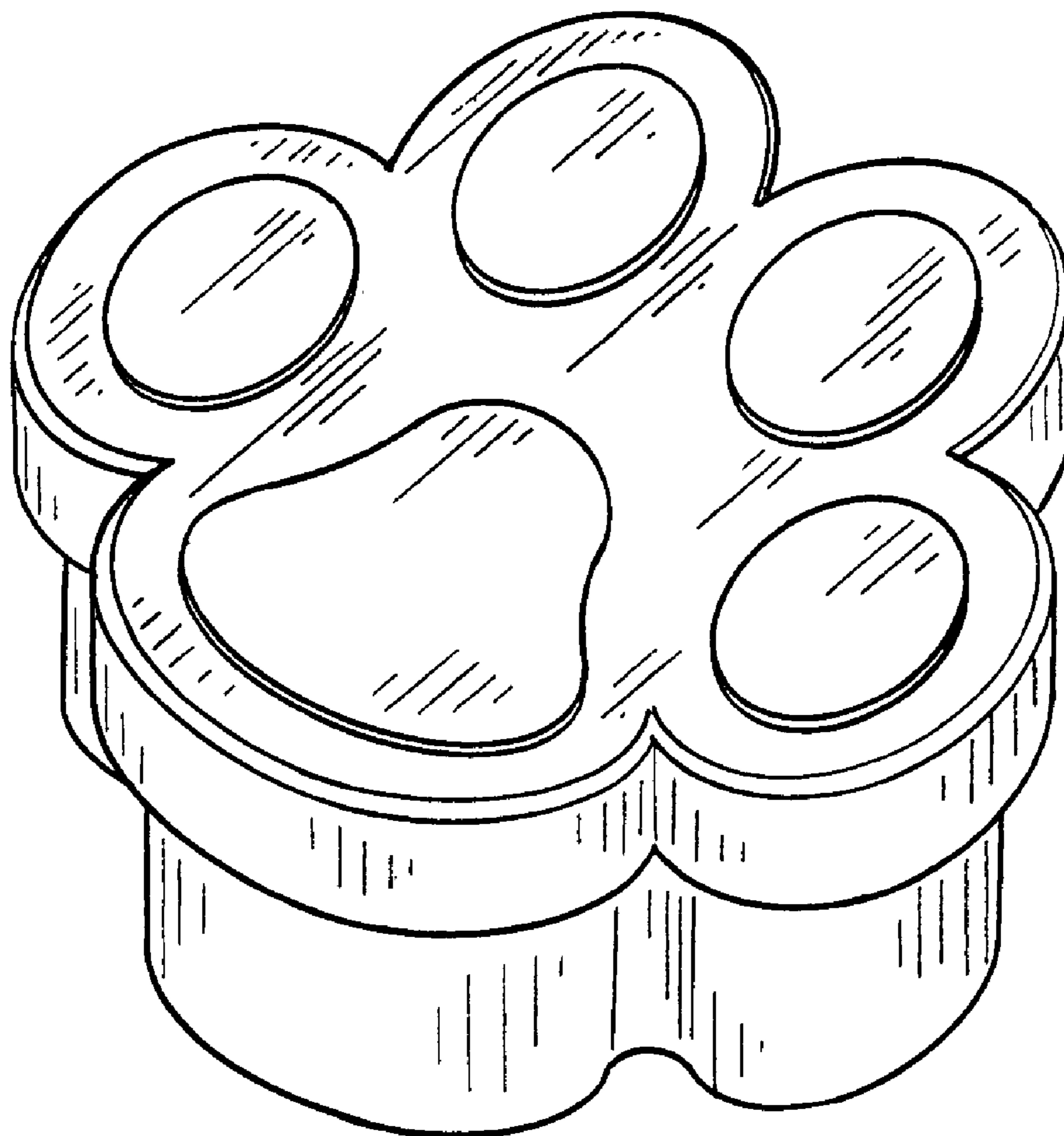
FIG. 3 is side elevational view thereof;

FIG. 4 is a rear elevational view thereof;

FIG. 5 is a bottom plan view thereof; and,

FIG. 6 is a front elevational view thereof.

**1 Claim, 2 Drawing Sheets**






FIG. 1




FIG. 2




FIG. 3

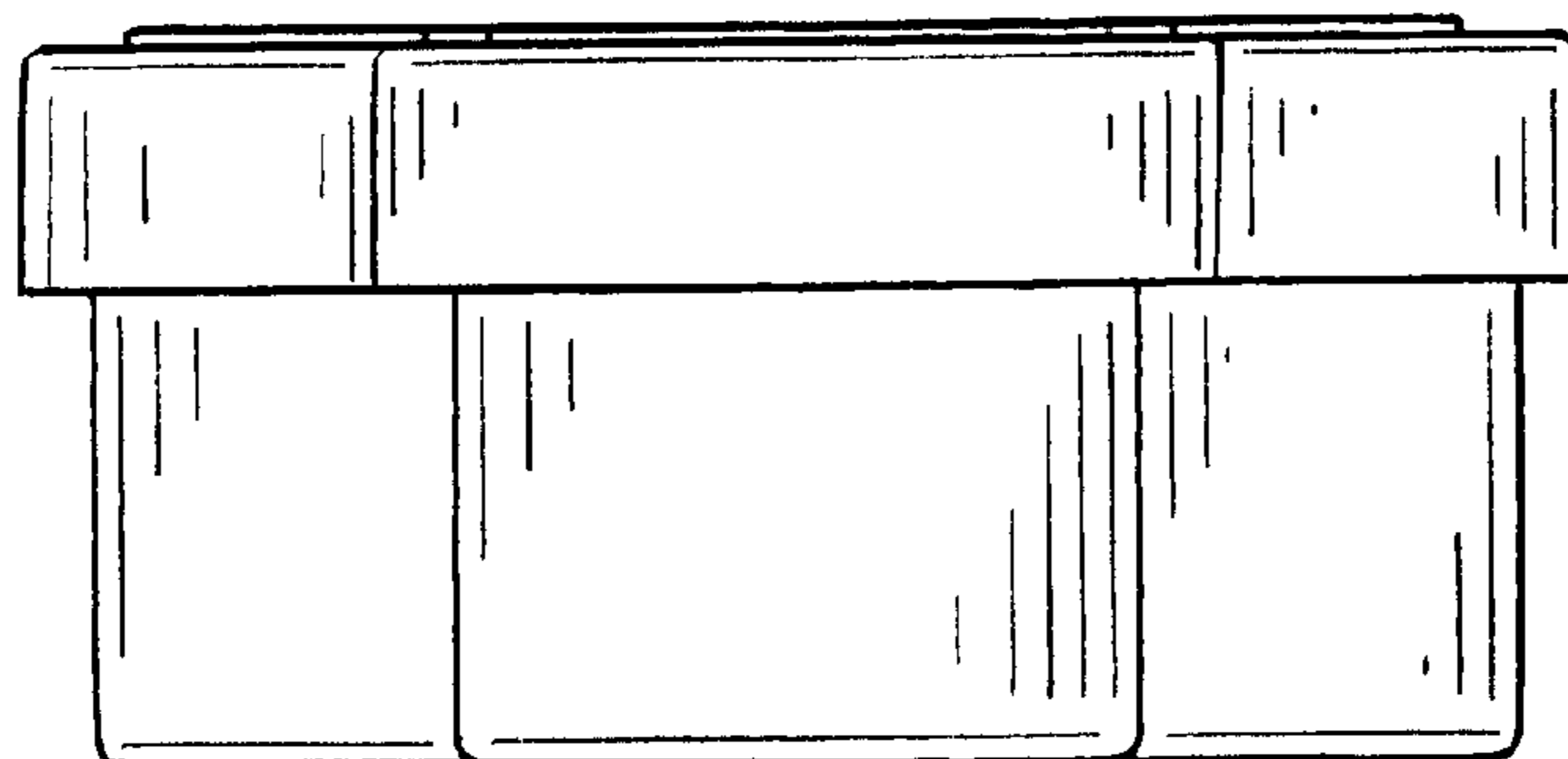


FIG. 4

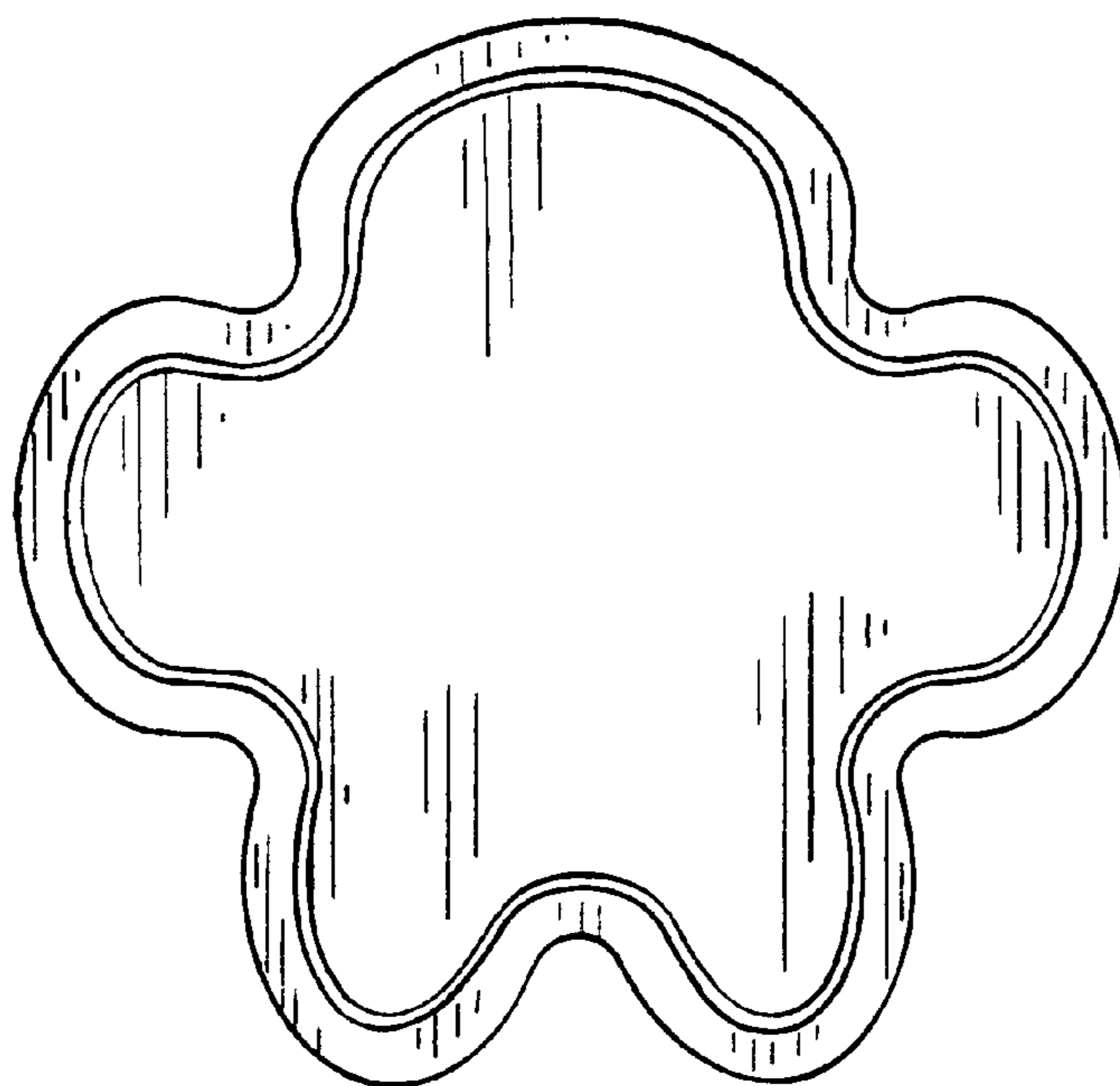


FIG. 5

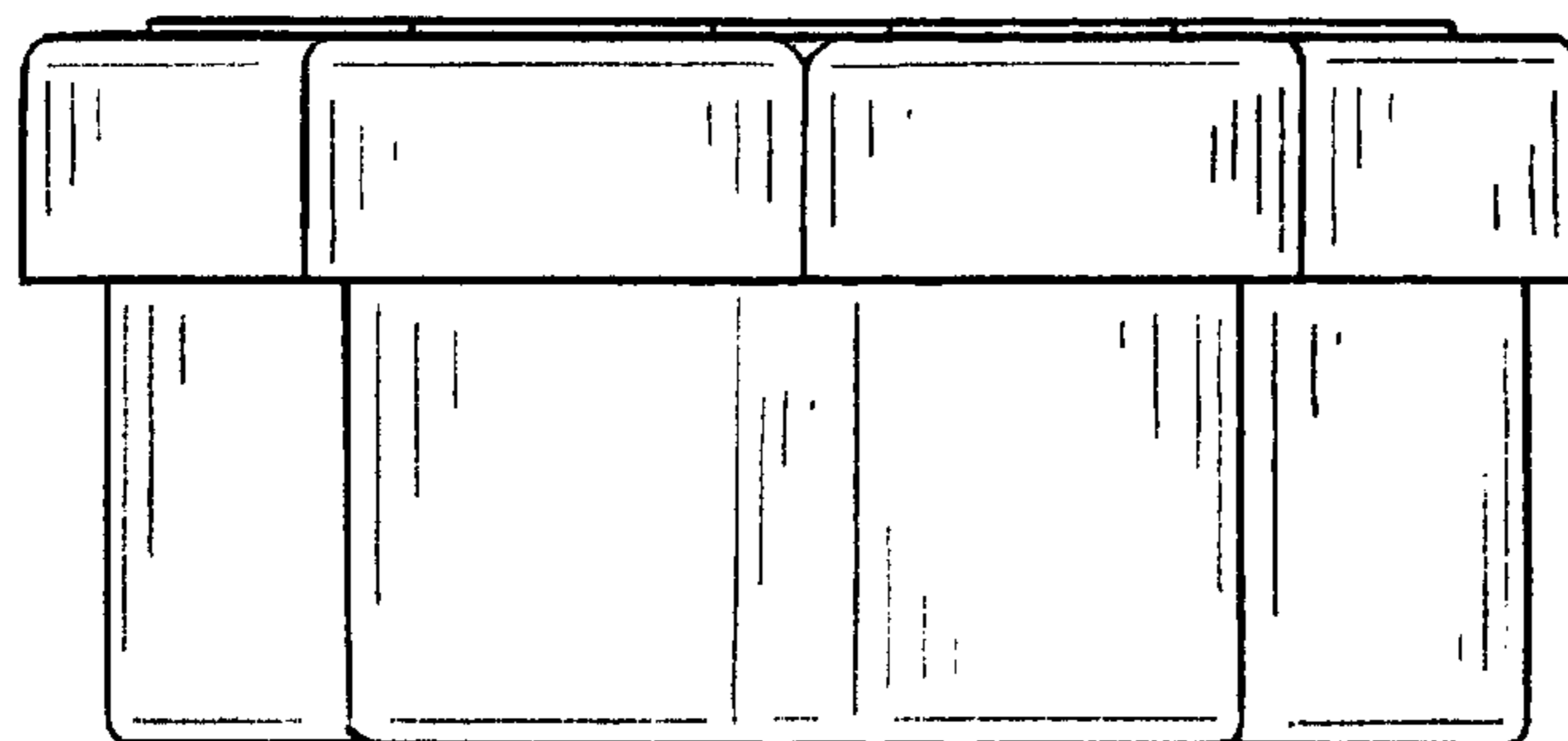


FIG. 6