



US00D572137S

(12) **United States Design Patent**  
**Dimmel et al.**

(10) **Patent No.:** **US D572,137 S**  
(45) **Date of Patent:** **\*\* Jul. 1, 2008**

(54) **BOTTLE**

(75) Inventors: **Bradly C. Dimmel**, Roswell, GA (US);  
**Darryl C. Dawson**, Stockbridge, GA  
(US); **Richard J. Zuroweste**, Mableton,  
GA (US); **Barbara A. Balyeat**, Toledo,  
OH (US); **Wayne A. Posey**, Toledo, OH  
(US); **David M. Ryan**, Toledo, OH (US);  
**Martin T. Geithmann**, Maumee, OH  
(US)

(73) Assignee: **The Coca-Cola Company**, Atlanta, GA  
(US)

(\*\*) Term: **14 Years**

(21) Appl. No.: **29/235,120**

(22) Filed: **Jul. 27, 2005**

(51) **LOC (8) Cl.** ..... **09-01**

(52) **U.S. Cl.** ..... **D9/516; D9/551**

(58) **Field of Classification Search** ..... D9/516,  
D9/520, 530, 537, 538, 539, 540, 541, 542,  
D9/543, 549, 551, 552, 558, 559, 564, 565,  
D9/569, 570, 574, 575; 215/381–385  
See application file for complete search history.

(56) **References Cited**

**U.S. PATENT DOCUMENTS**

D73,226 S \* 8/1927 Fox ..... D9/538  
D87,726 S \* 9/1932 Miller ..... D9/551  
D105,574 S \* 8/1937 Drossner ..... D9/551  
D209,020 S \* 10/1967 Shepler ..... D9/551  
D267,233 S \* 12/1982 Aoki ..... D9/520

D327,007 S \* 6/1992 Olds ..... D9/520  
D381,272 S \* 7/1997 Coons ..... D9/540  
D385,796 S \* 11/1997 Richardson ..... D9/537  
5,735,421 A \* 4/1998 Deemer et al. .... 215/382  
D460,917 S \* 7/2002 Trabal ..... D9/551  
D472,474 S \* 4/2003 Headen et al. .... D9/551  
D504,069 S \* 4/2005 Gross et al. .... D9/538  
D538,170 S \* 3/2007 Venkataraman et al. .... D9/550  
D555,492 S \* 11/2007 Lockman et al. .... D9/550

\* cited by examiner

*Primary Examiner*—Stella M. Reid

*Assistant Examiner*—Elizabeth J Oswecki

(74) *Attorney, Agent, or Firm*—Mialeeka Williams

(57) **CLAIM**

The ornamental design for a bottle, as shown and described.

**DESCRIPTION**

FIG. 1 is a top front perspective view of a bottle showing our new design;

FIG. 2 is a top plan view thereof;

FIG. 3 is a bottom plan view thereof;

FIG. 4 is a front elevational view thereof;

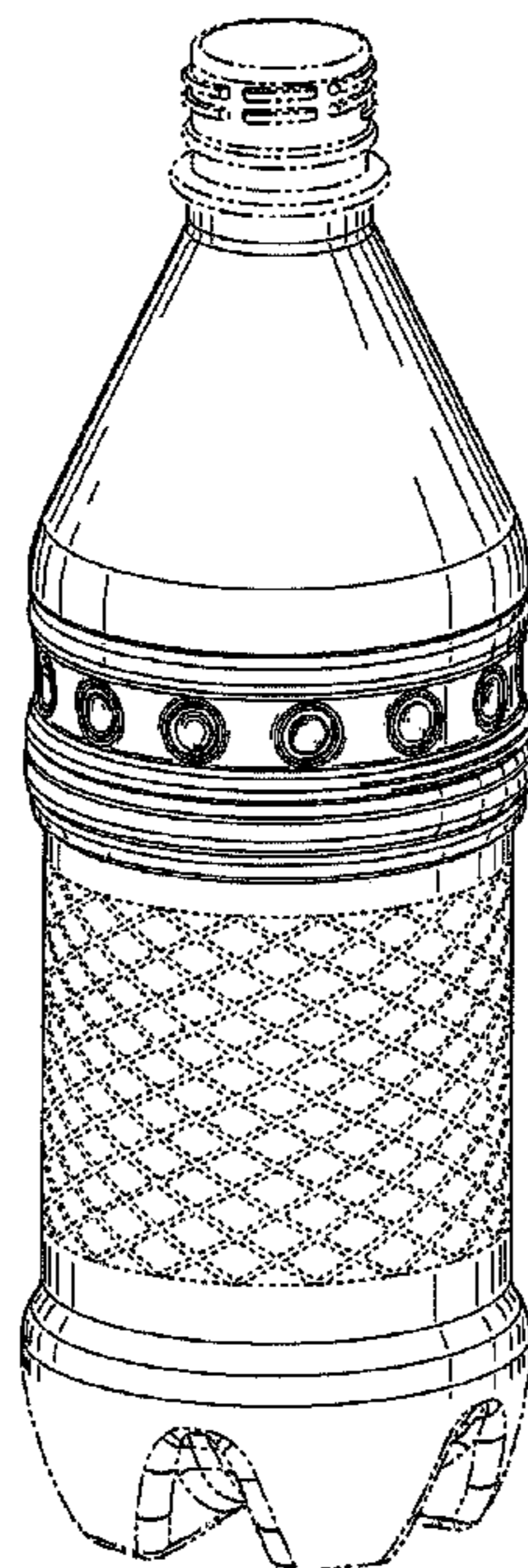
FIG. 5 is a right side elevational view thereof;

FIG. 6 is a back elevational view thereof; and,

FIG. 7 is a left side elevational view thereof.

The broken lines shown on the bottle are included for the purpose of illustrating only and form no part of the claimed design.

**1 Claim, 3 Drawing Sheets**



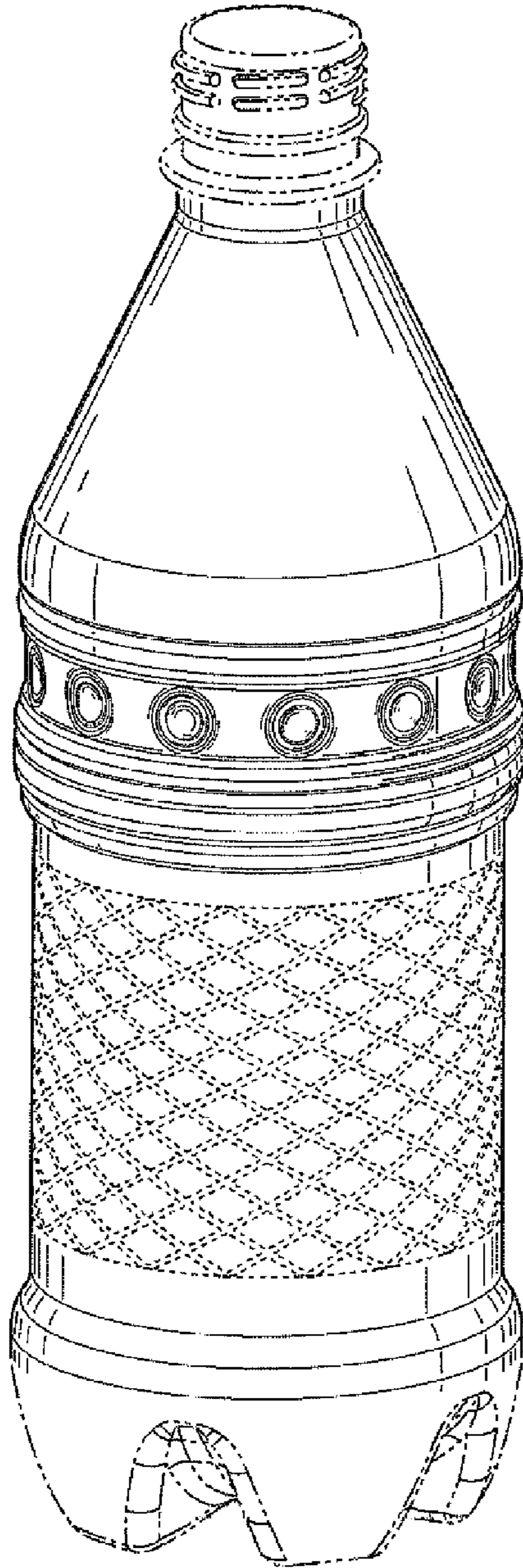


Fig. 1

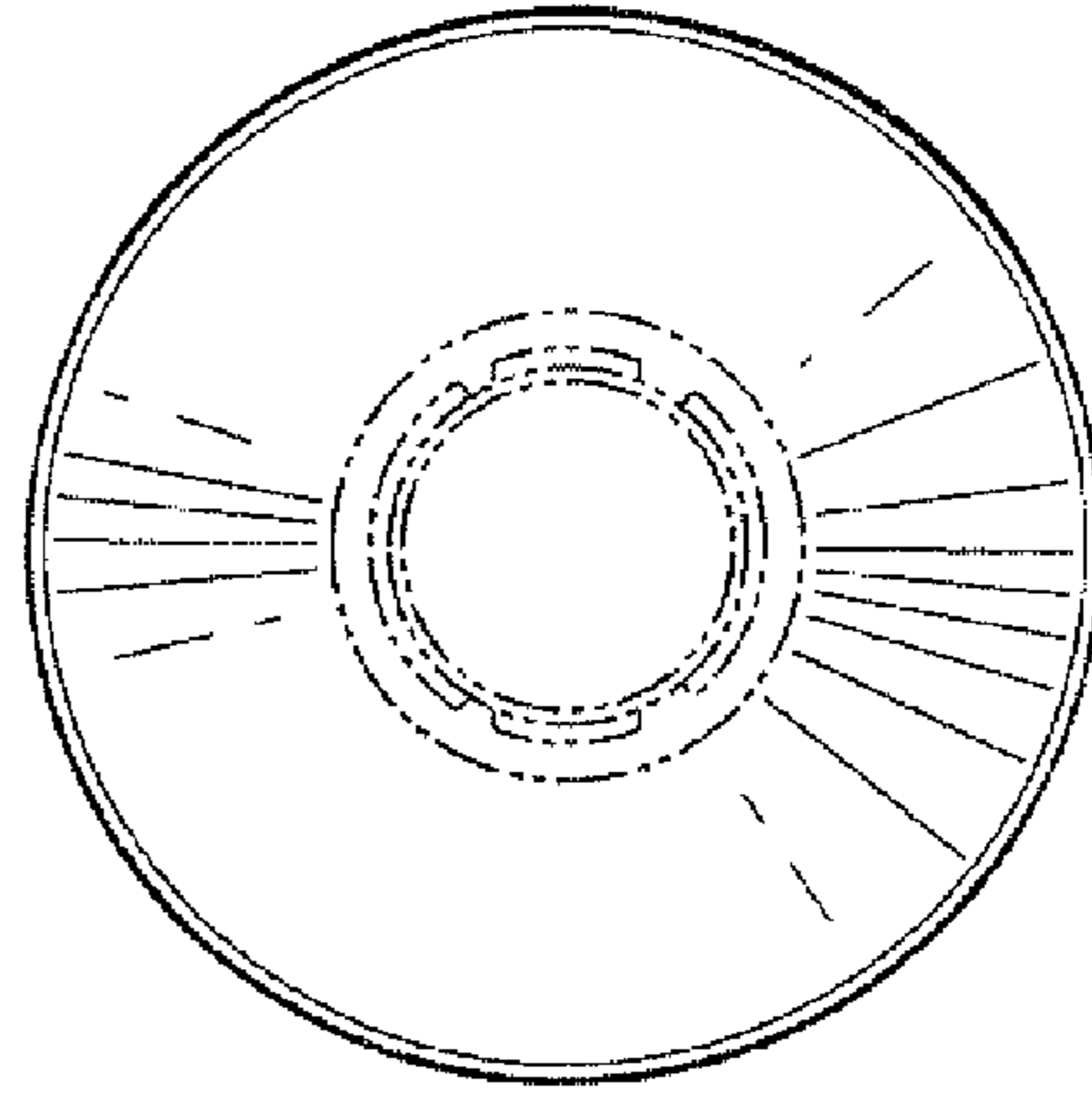


Fig. 2

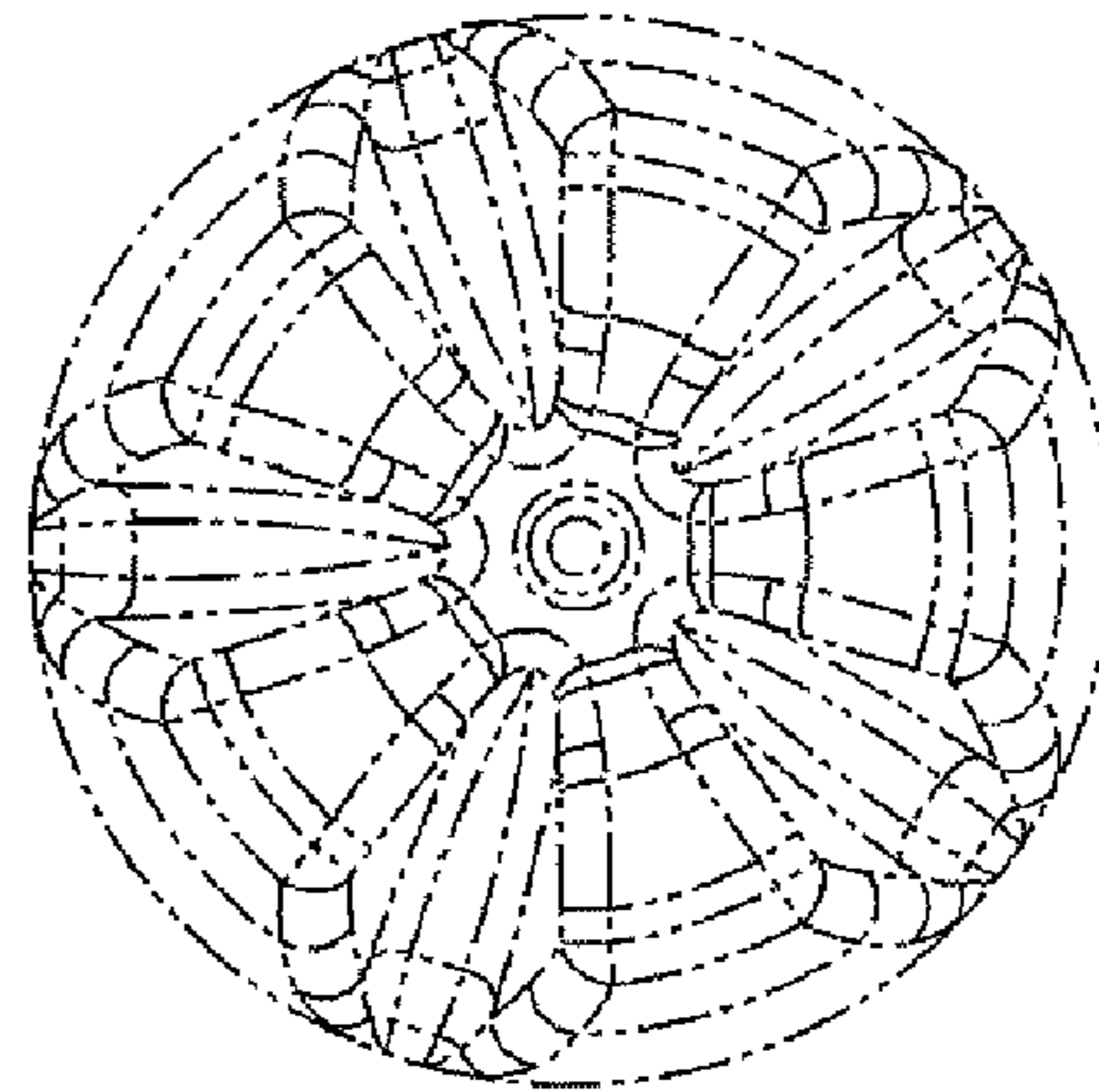


Fig. 3

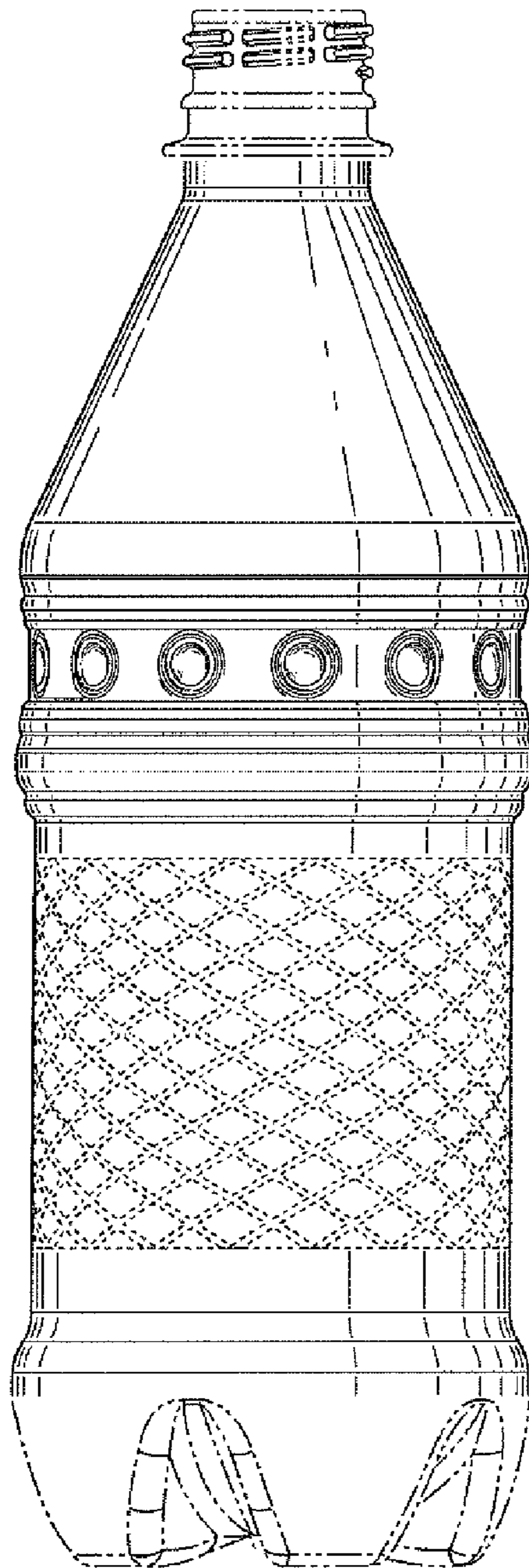


Fig. 4

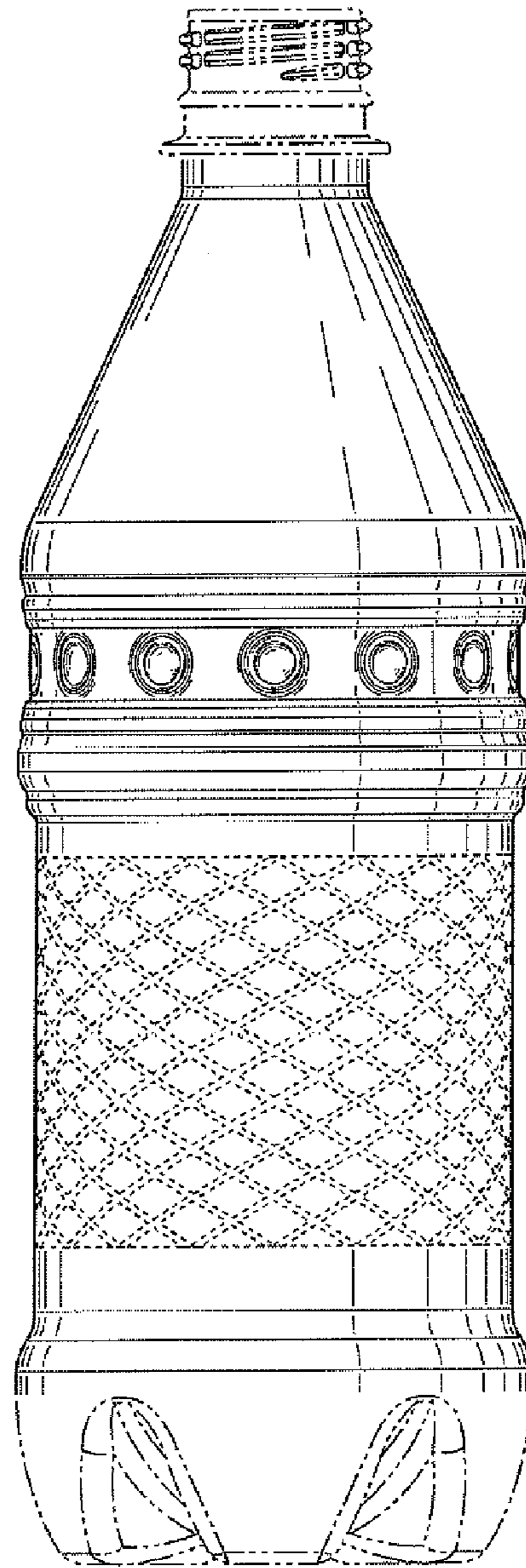


Fig. 5

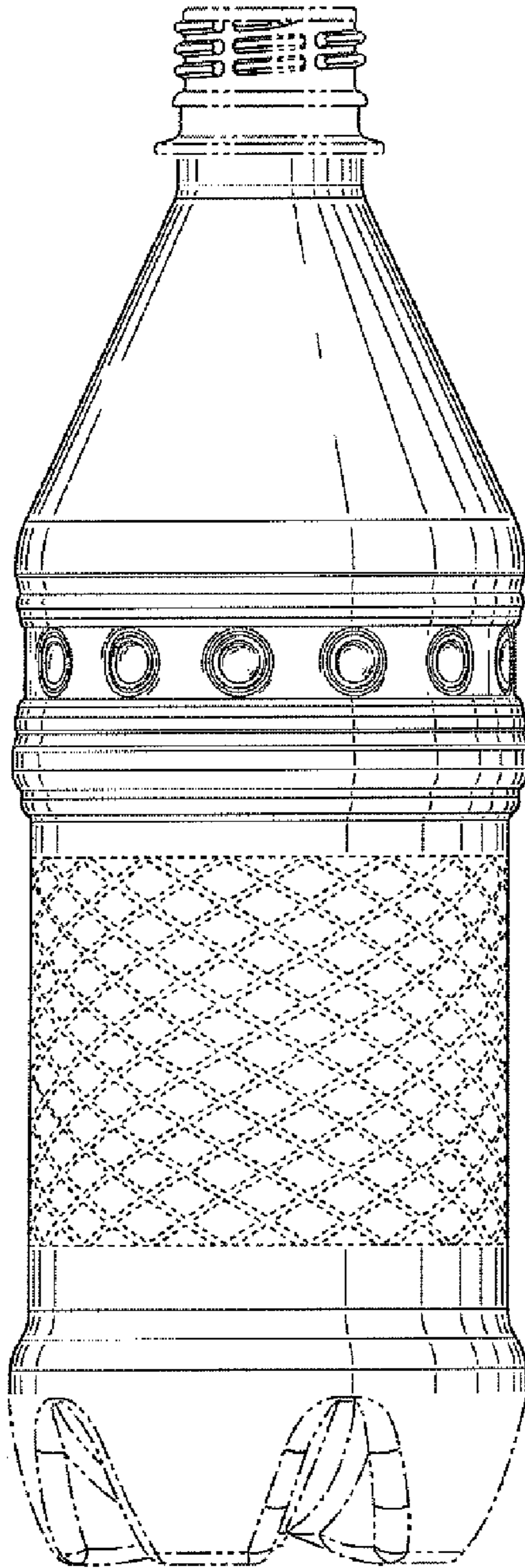


Fig. 6

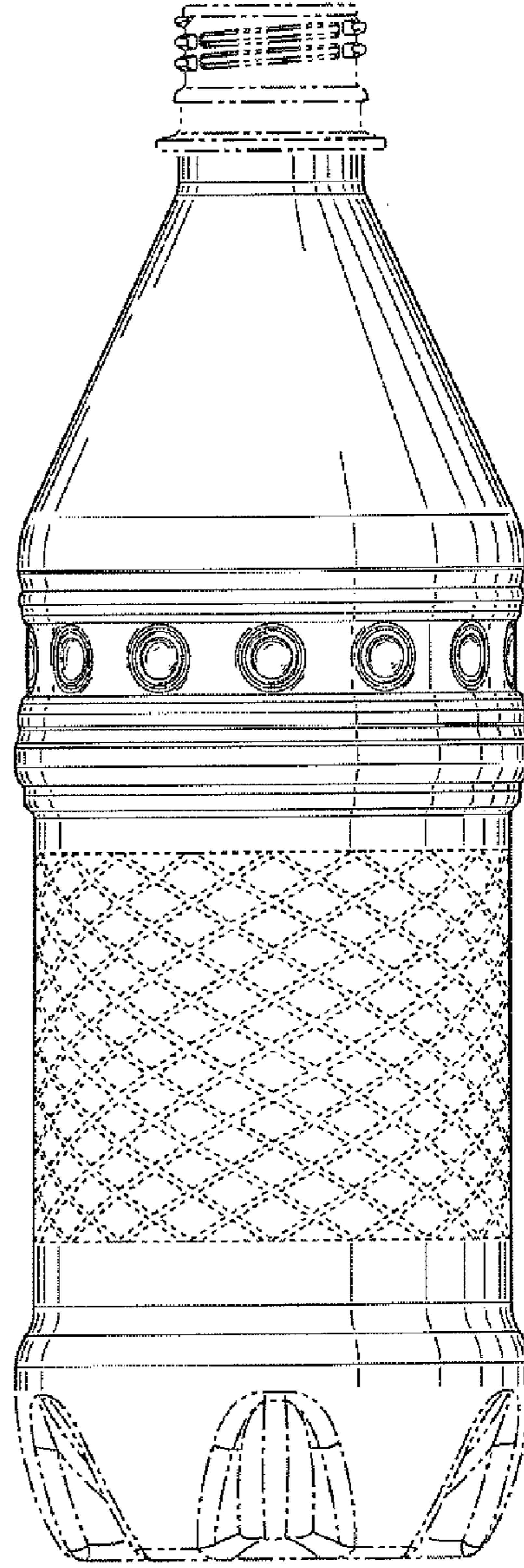


Fig. 7