



US00D572136S

(12) **United States Design Patent**
Boni

(10) **Patent No.:** **US D572,136 S**

(45) **Date of Patent:** **** Jul. 1, 2008**

(54) **CONTAINER**

(76) **Inventor:** **Howard J. Boni**, 6209 E. 2nd St.,
Tucson, AZ (US) 85711

(**) **Term:** **14 Years**

(21) **Appl. No.:** **29/251,736**

(22) **Filed:** **Jan. 11, 2006**

(51) **LOC (8) Cl.** **09-01**

(52) **U.S. Cl.** **D9/503; D9/741**

(58) **Field of Classification Search** D9/500,
D9/502-505, 516, 523-524, 526, 529, 549-550,
D9/556-558, 655-656, 658-659, 737-738,
D9/741, 901-905; D24/121, 224; 215/379,
215/306; 220/660

See application file for complete search history.

(56) **References Cited**

U.S. PATENT DOCUMENTS

2,884,176	A *	4/1959	Carpenter et al.	229/5.6
D191,181	S *	8/1961	Braun	D9/529
3,186,620	A *	6/1965	Meijers	229/5.7
3,254,822	A *	6/1966	Gutteridge et al.	229/5.6
3,315,865	A *	4/1967	Bracht	229/5.6
3,385,470	A *	5/1968	Dorosz et al.	220/611
3,891,135	A *	6/1975	Szatkowski	229/4.5
D244,555	S *	5/1977	Wiedmann	D24/224
D246,029	S *	10/1977	Lynn et al.	D9/780
D259,404	S *	6/1981	Jones	D9/520
D289,143	S *	4/1987	Guillaume	D9/501
4,832,917	A *	5/1989	Elliott	422/102

D320,469	S *	10/1991	Hoenig	D28/7
D328,248	S *	7/1992	Ruff	D9/418
D337,254	S *	7/1993	Nakagawa et al.	D9/688
D347,578	S *	6/1994	Curzon et al.	D9/520
D359,910	S *	7/1995	Hirsch	D9/548
D363,642	S *	10/1995	Goto et al.	D7/511
D381,582	S *	7/1997	Bolton	D9/780
5,678,684	A *	10/1997	Wright	206/204
D399,133	S *	10/1998	Fry	D9/719
D449,982	S *	11/2001	Ferris	D9/719
D492,600	S *	7/2004	Moore	D9/503
D499,649	S *	12/2004	Olivares et al.	D9/502
D515,439	S *	2/2006	Pace	D9/746
D519,843	S *	5/2006	Forte	D9/556
D522,878	S *	6/2006	Hillard	D9/715

* cited by examiner

Primary Examiner—Ian Simmons

Assistant Examiner—Dana L Sipos

(74) *Attorney, Agent, or Firm*—Dale F. Regelman; Quarles & Brady LLP

(57) **CLAIM**

The ornamental design for a container, as shown and described.

DESCRIPTION

FIG. 1 is a top, front perspective view showing my new design;

FIG. 2 is a top plan view thereof; and,

FIG. 3 is a side elevation view thereof.

1 Claim, 3 Drawing Sheets




FIG. 1

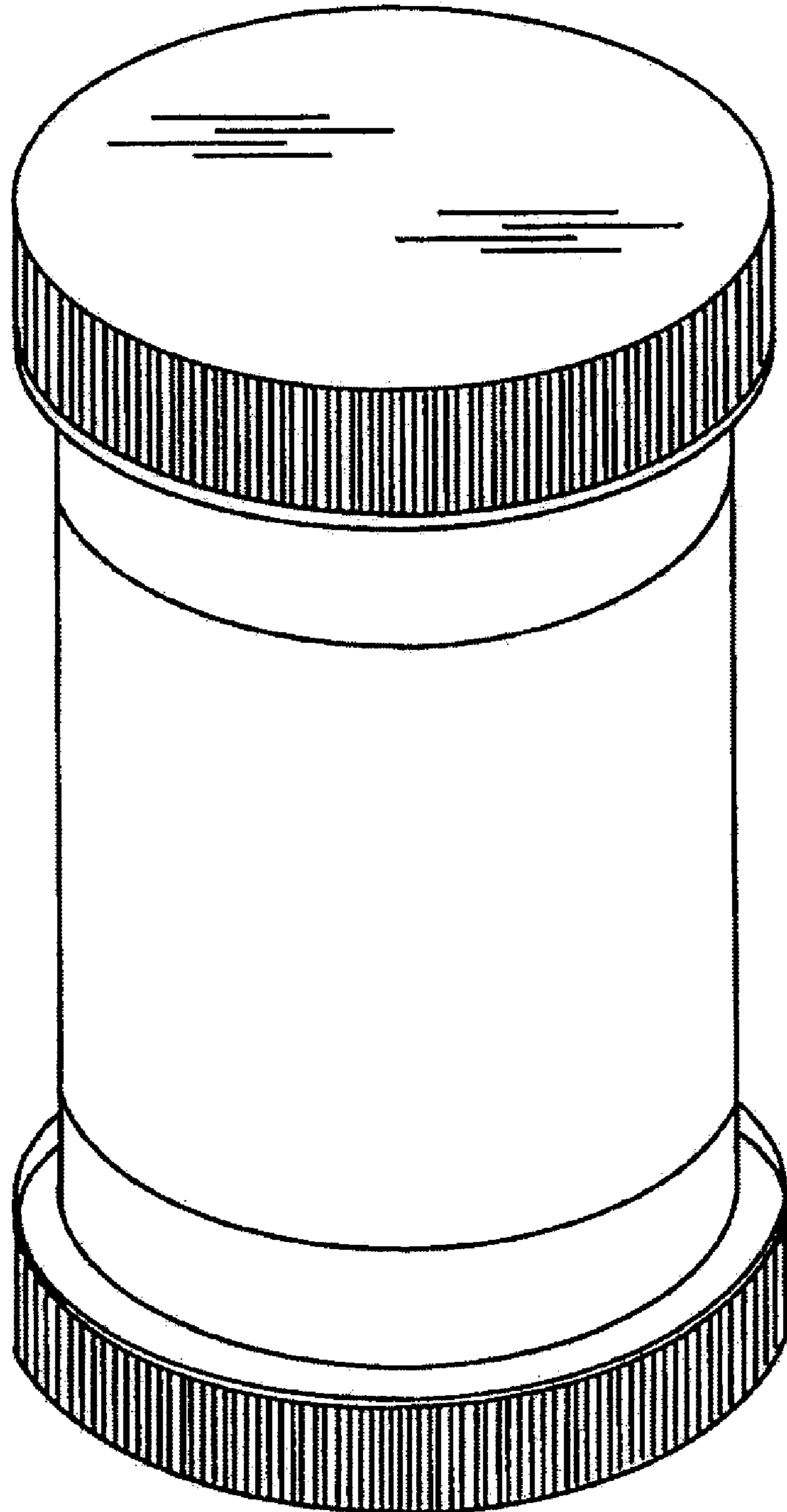


FIG. 2

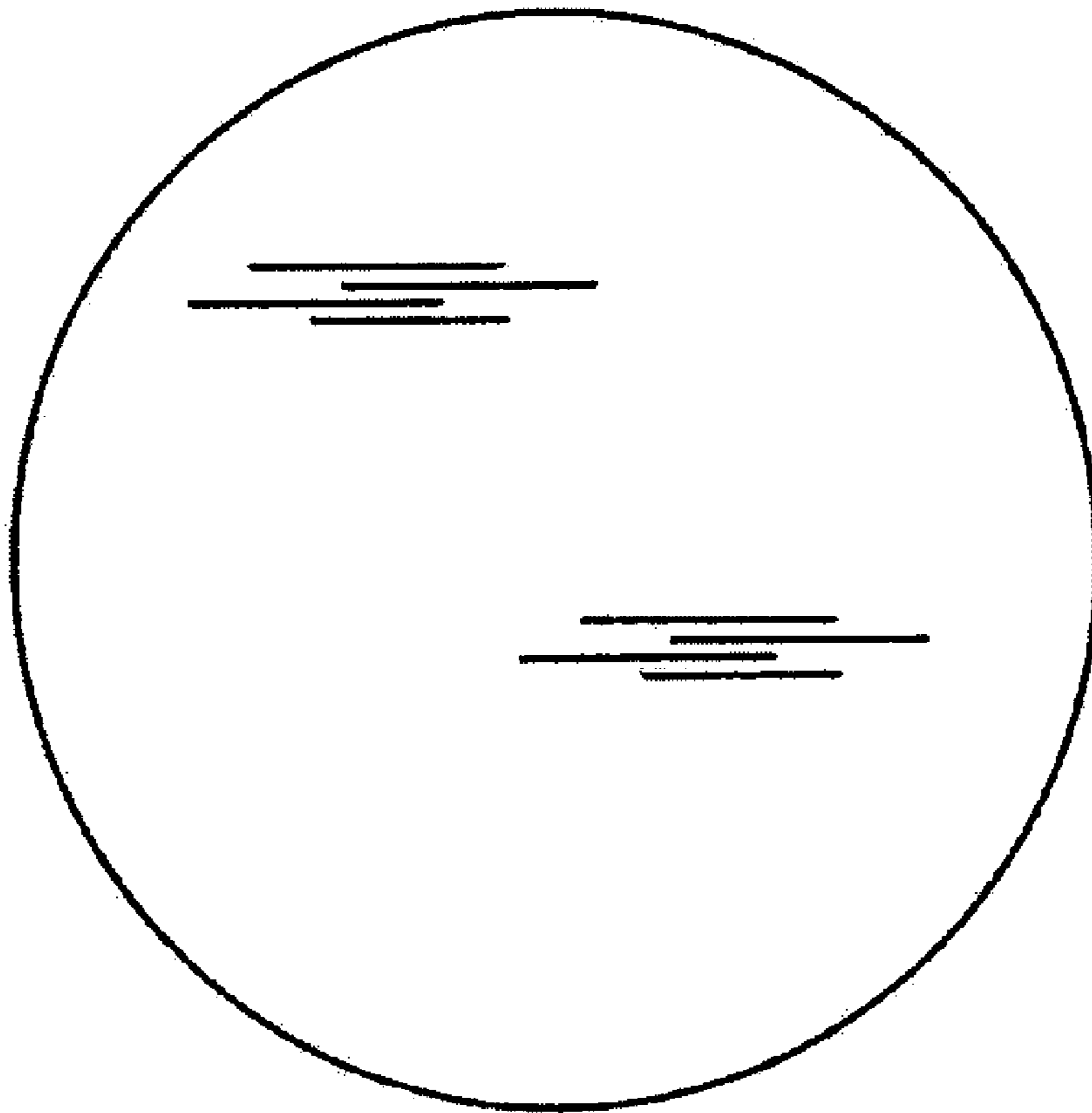


FIG. 3

