



US00D572122S

(12) **United States Design Patent**
Cave

(10) **Patent No.:** **US D572,122 S**

(45) **Date of Patent:** **** Jul. 1, 2008**

(54) **PICTURE SECURING DEVICE**

(76) **Inventor:** **Jerry Lynn Cave**, 4225 E. Los Altos Rd., Gilbert, AZ (US) 85297

(**) **Term:** **14 Years**

(21) **Appl. No.:** **29/273,629**

(22) **Filed:** **Mar. 10, 2007**

(51) **LOC (8) Cl.** **08-05**

(52) **U.S. Cl.** **D8/373**

(58) **Field of Classification Search** D8/373;
D19/65; 248/316.1, 216.1, 497, 489, 475.1
See application file for complete search history.

D410,032 S *	5/1999	Wagner et al.	D19/65
D414,207 S *	9/1999	Wagner et al.	D19/65
6,042,078 A	3/2000	Donovan		
6,095,465 A	8/2000	Weck et al.		
6,185,831 B1	2/2001	Pluciennik		
6,206,334 B1	3/2001	Weck et al.		
6,224,030 B1	5/2001	Hepworth		
6,719,260 B1	4/2004	Hart		
6,758,455 B2	7/2004	Weck et al.		
6,880,795 B1	4/2005	Haynes, III		
D506,919 S	7/2005	Munson et al.		
6,952,887 B2	10/2005	Muchnik		
2004/0216319 A1	11/2004	Muchnik		
2005/0263654 A1	12/2005	Grillo		

* cited by examiner

Primary Examiner—Holly H Baynham

(74) *Attorney, Agent, or Firm*—Stuart Whittington, Esq.

(56) **References Cited**

U.S. PATENT DOCUMENTS

992,203 A	5/1911	Johnson		
2,330,373 A	9/1943	Moore		
2,334,700 A	11/1943	Frey		
2,492,411 A	12/1949	Barnes et al.		
3,300,173 A	1/1967	Kennedy		
3,912,211 A	10/1975	Topf		
3,995,821 A *	12/1976	Einhorn	248/216.1
4,026,510 A	5/1977	Holmes		
4,069,998 A	1/1978	Rytting		
4,384,648 A	5/1983	Hart et al.		
4,422,608 A	12/1983	Hogg		
4,619,430 A	10/1986	Hogg		
4,756,498 A	7/1988	Frye		
4,830,558 A	5/1989	Sweeney		
4,883,247 A	11/1989	Crandall		
5,029,788 A	7/1991	Hoskinson et al.		
5,165,650 A	11/1992	Letizia		
5,238,271 A	8/1993	Nirmel		
5,269,485 A	12/1993	Dwinell et al.		
5,365,682 A	11/1994	Eubank, Jr.		
5,605,313 A	2/1997	Erickson et al.		
5,749,558 A	5/1998	Wallo		
D409,663 S *	5/1999	Wagner et al.	D19/65

(57) **CLAIM**

The ornamental design for a picture securing device, as shown and described.

DESCRIPTION

A picture securing device to attach to a picture or similar article for spacing the article from the mounting surface, and for securing the article in place.

FIG. 1 is top perspective view of a picture securing device according to aspects of the present invention;

FIG. 2 is a side view thereof;


FIG. 3 is a top view thereof;

FIG. 4 is an environmental back view showing a corner of the backing peeled away; and,

FIG. 5 is a reduced scale, environmental view thereof.

The broken lines throughout the views are for illustrative purposes and form no part of the claimed design.

1 Claim, 3 Drawing Sheets






Fig. 1




Fig. 2

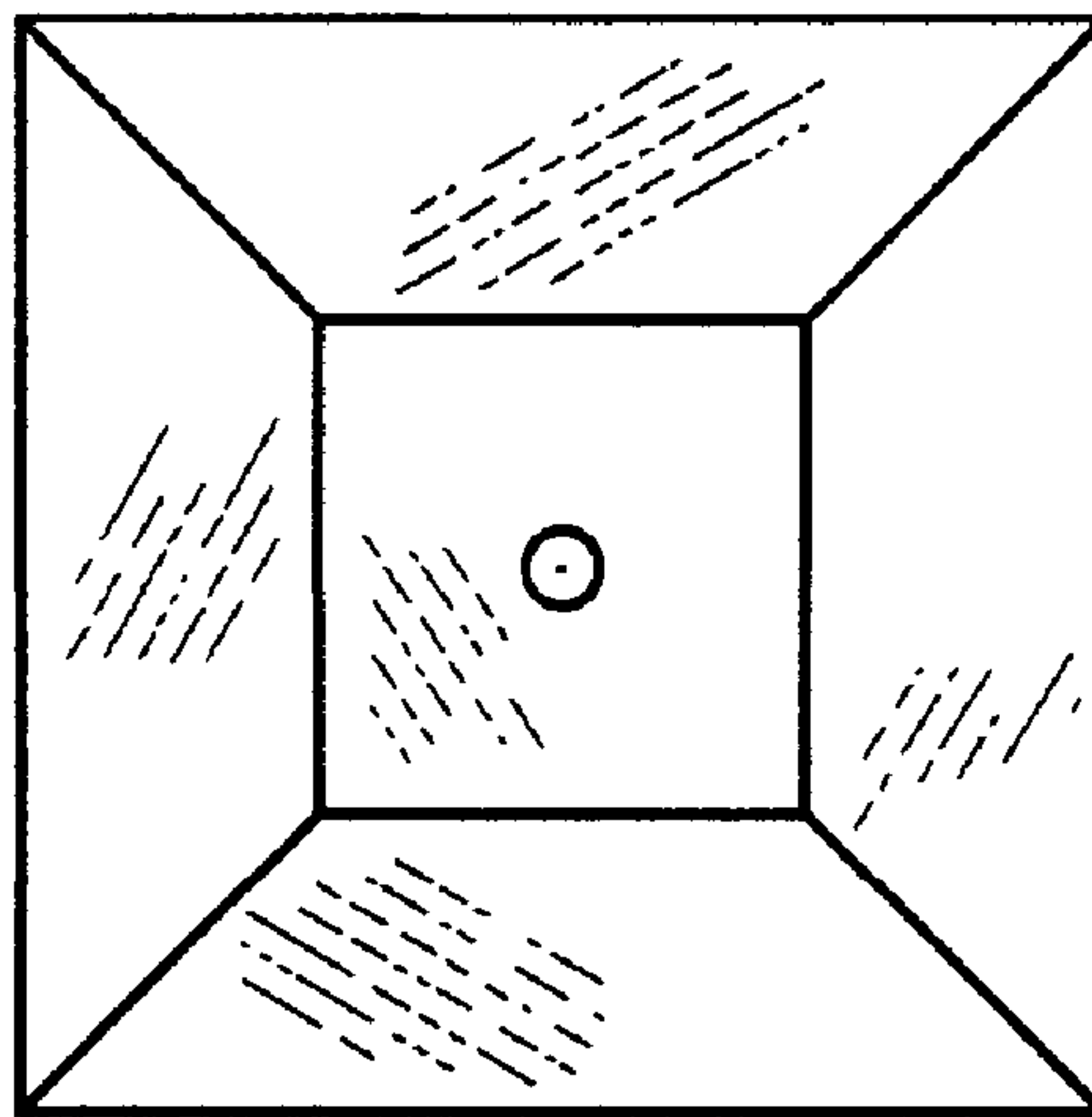


Fig. 3

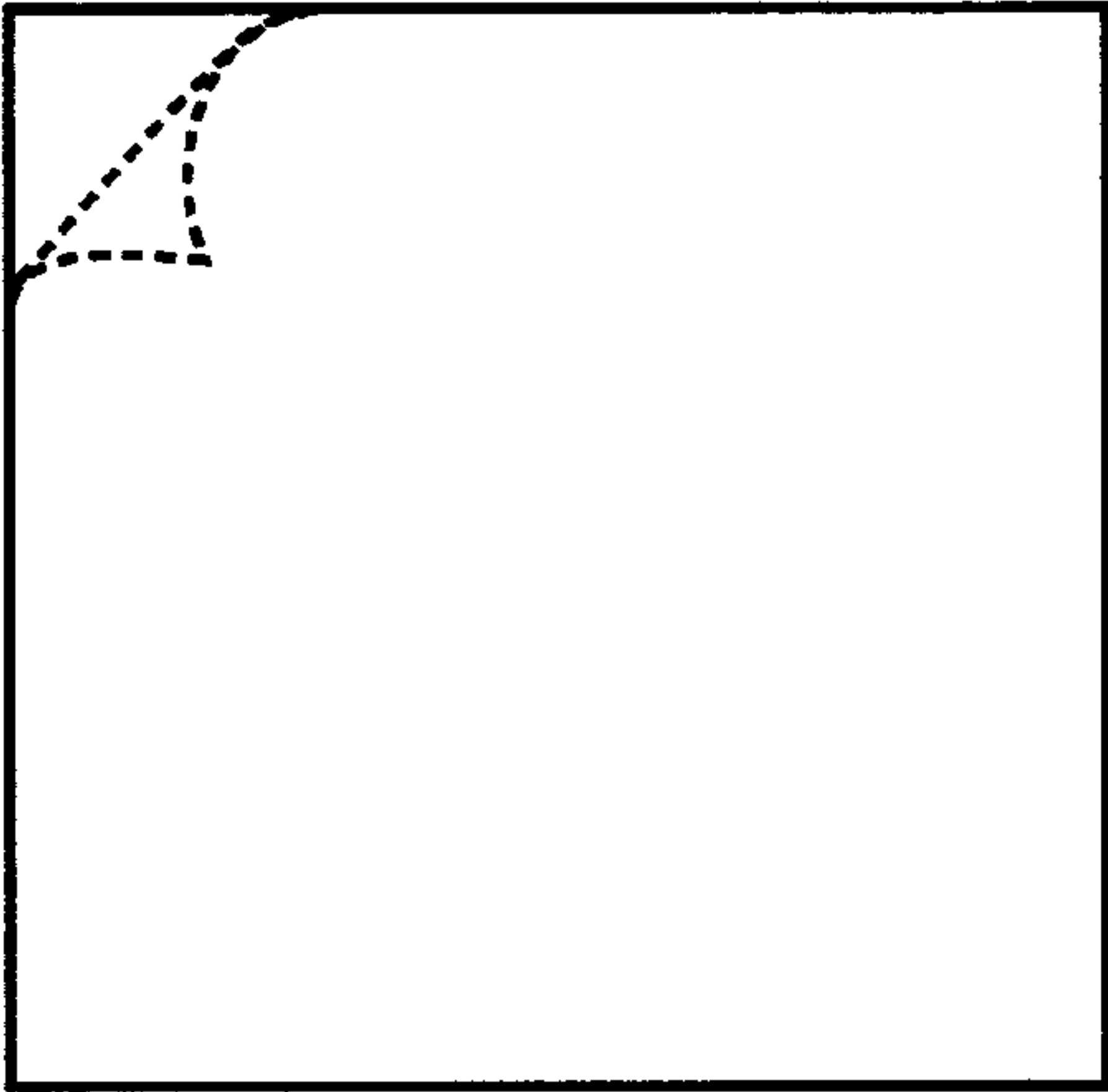


Fig. 4

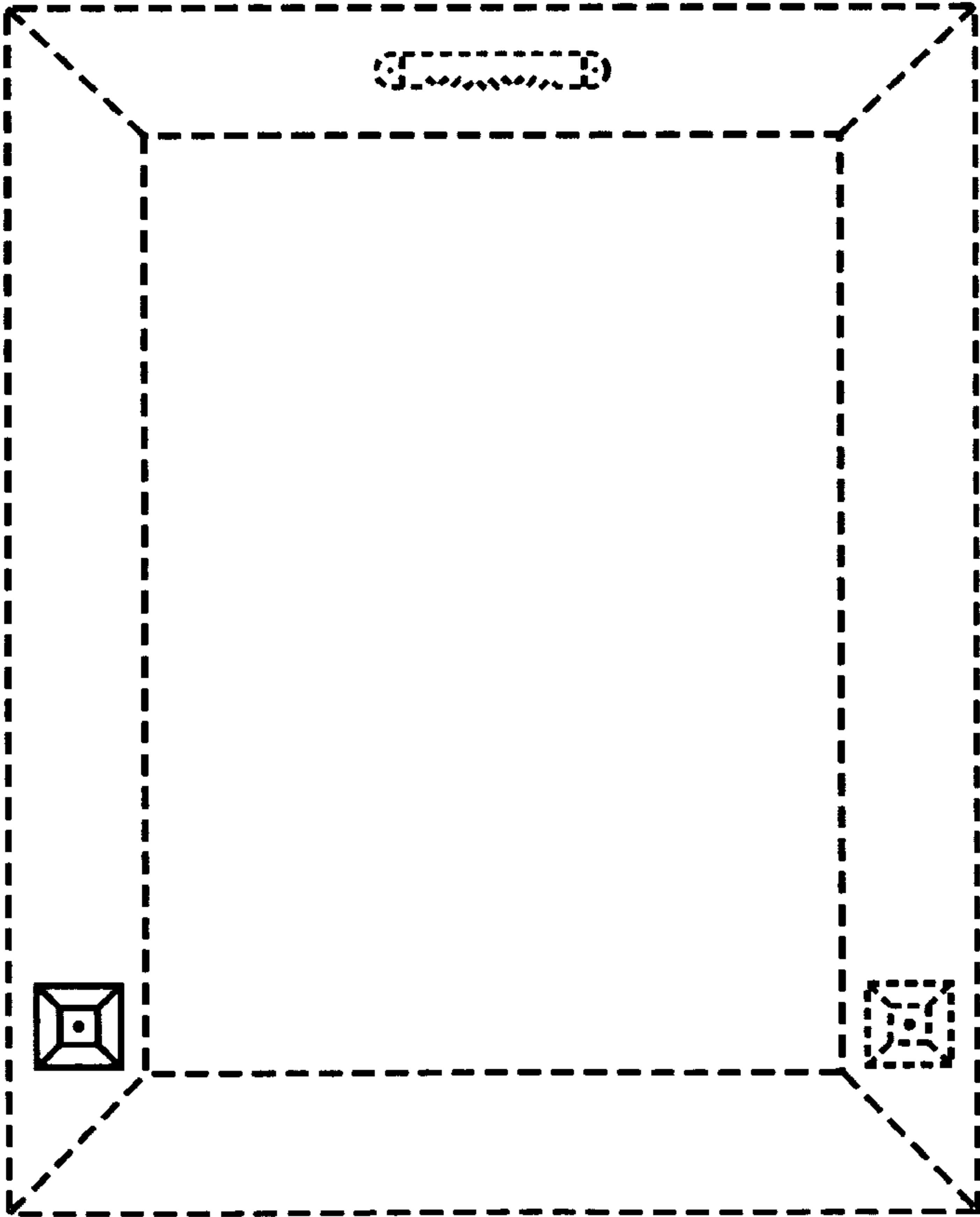


Fig. 5