



US00D572107S

(12) **United States Design Patent**  
**Maraia et al.**

(10) **Patent No.:** **US D572,107 S**  
(45) **Date of Patent:** **\*\* Jul. 1, 2008**

(54) **UTILITY KNIFE**

(75) Inventors: **Micah L. Maraia**, Menomonie, WI (US); **Christopher L. Peterson**, Chippewa Falls, WI (US); **Anthony W. Gilbert**, Waukesha, WI (US); **Patrick J. Radle**, Mequon, WI (US); **Daryl C. Brockman**, Shorewood, WI (US); **Austin R. Braganza**, Milwaukee, WI (US); **David L. Wiesemann**, Pewaukee, WI (US); **Michael David Onachilla**, Menomonee Falls, WI (US)

(73) Assignee: **Actuant Corporation**, Butler, WI (US)

(\*\*) Term: **14 Years**

(21) Appl. No.: **29/282,463**

(22) Filed: **Jul. 20, 2007**

(51) **LOC (8) Cl.** ..... **08-03**

(52) **U.S. Cl.** ..... **D8/99**

(58) **Field of Classification Search** ..... D8/98,  
D8/99, 100; 30/2, 162, 320, 329, 335, 337  
See application file for complete search history.

(56) **References Cited**

U.S. PATENT DOCUMENTS

D420,270 S \* 2/2000 Martone ..... D8/99  
D434,960 S \* 12/2000 Lamond et al. .... D8/99  
D439,492 S \* 3/2001 Martone et al. .... D8/99  
D454,042 S \* 3/2002 Hsu ..... D8/99

D460,908 S \* 7/2002 Sun ..... D8/99  
D462,250 S \* 9/2002 Ping ..... D8/99  
D476,214 S \* 6/2003 Hsu ..... D8/99  
D492,179 S \* 6/2004 Hernandez et al. .... D8/98  
D511,288 S \* 11/2005 Brown et al. .... D8/99  
D512,296 S \* 12/2005 Ping ..... D8/99  
D524,138 S \* 7/2006 Chih ..... D8/99  
D525,104 S \* 7/2006 Samberg ..... D8/99

\* cited by examiner

*Primary Examiner*—Philip S Hyder  
(74) *Attorney, Agent, or Firm*—Quarles & Brady LLP

(57) **CLAIM**

The ornamental design for a utility knife, as shown and described.

**DESCRIPTION**

FIG. 1 is a perspective view of a utility knife showing our new design;

FIG. 2 is a left side elevational view thereof;

FIG. 3 is a right side elevational view thereof;

FIG. 4 is a top side elevational view thereof;

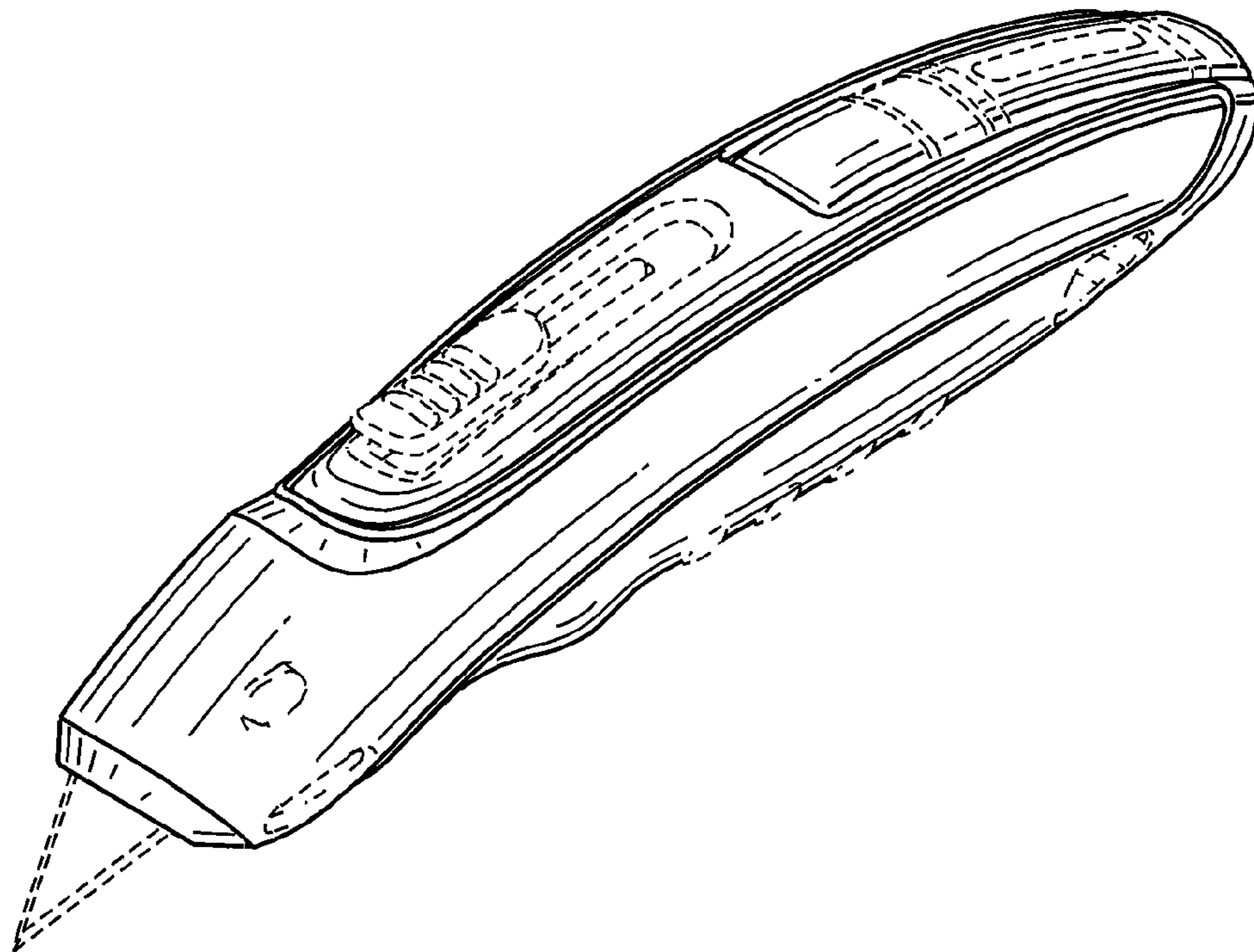
FIG. 5 is a bottom side elevational view thereof;

FIG. 6 is a front end elevational view thereof; and,

FIG. 7 is a rear end elevational view thereof.

The broken line representations of portions of the utility knife in FIGS. 1–7 do not limit the claimed design.

**1 Claim, 4 Drawing Sheets**



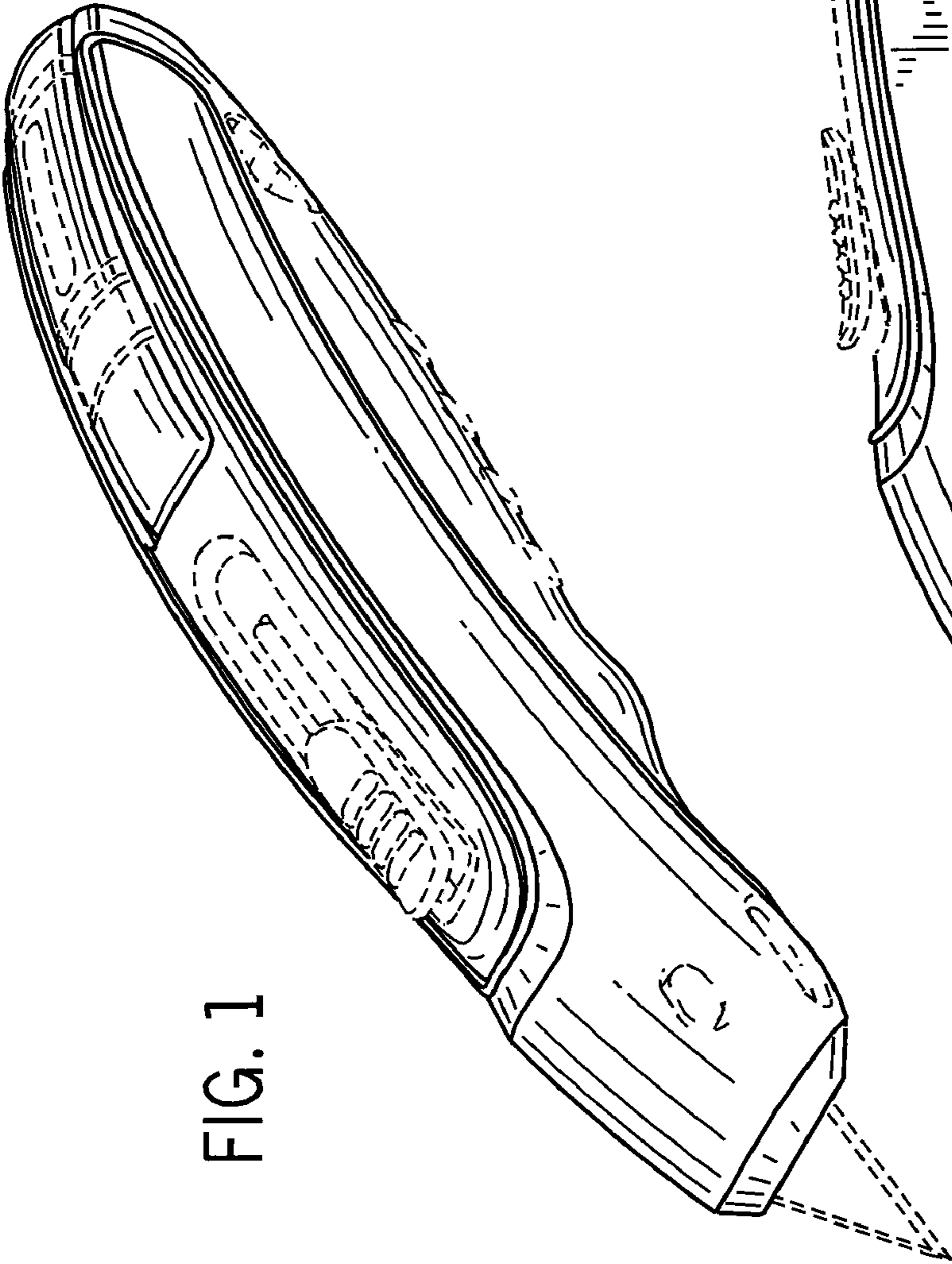
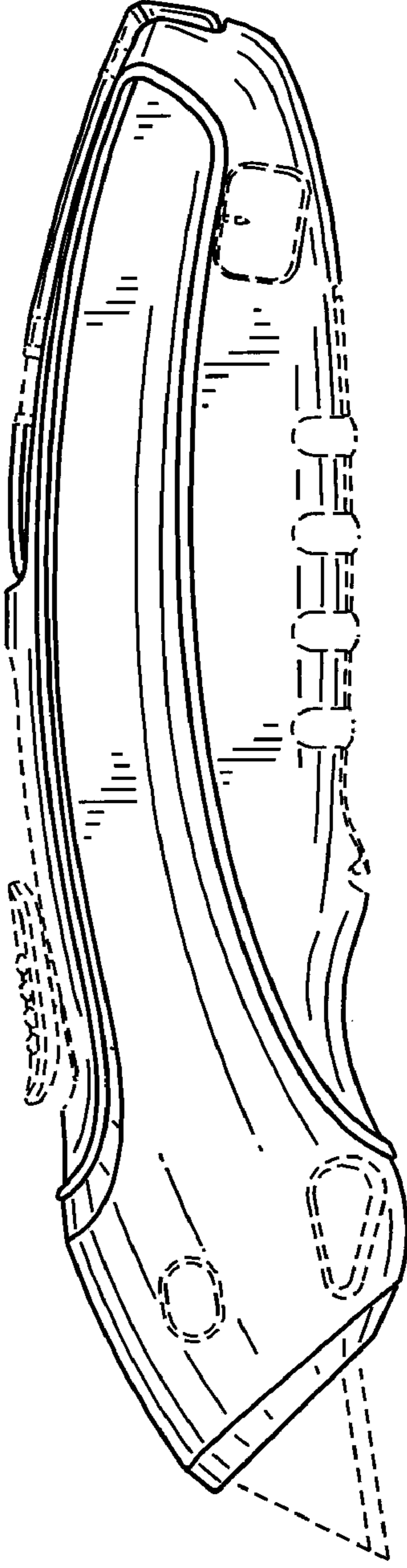


FIG. 1

FIG. 2



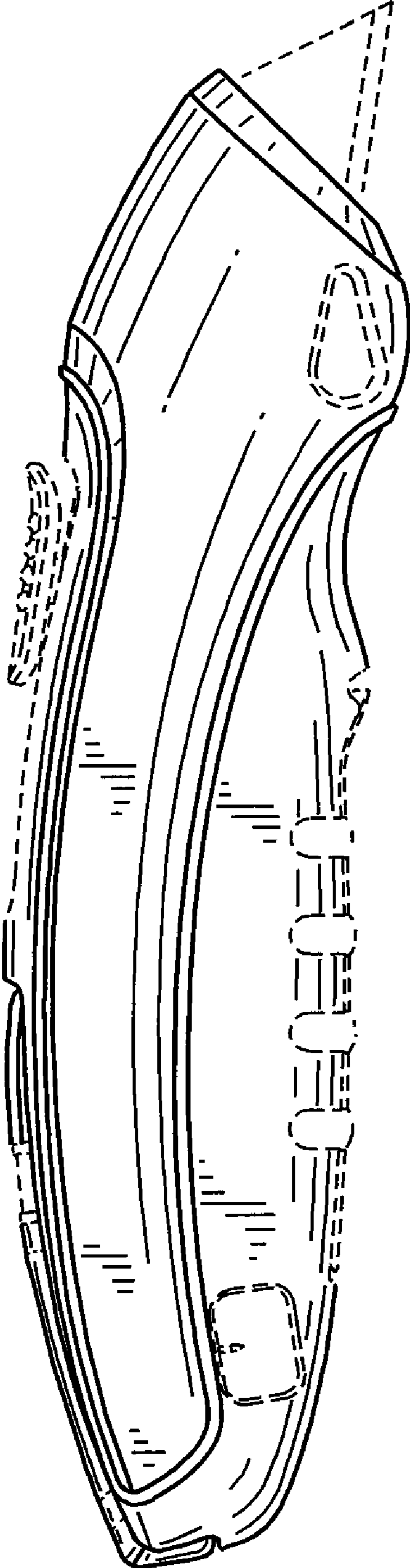


FIG. 3

FIG. 4

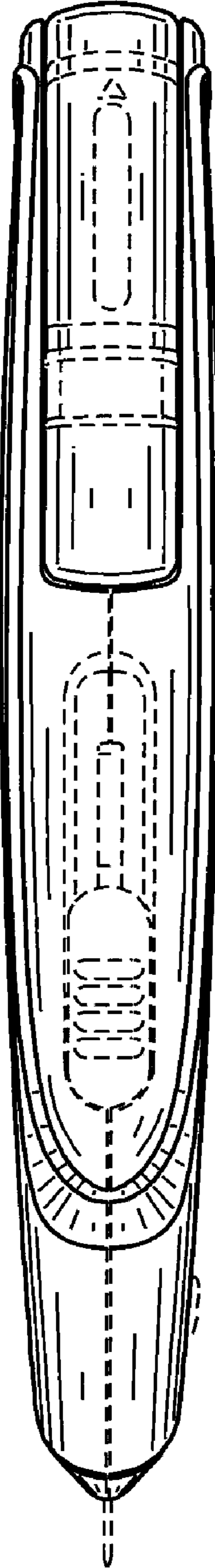
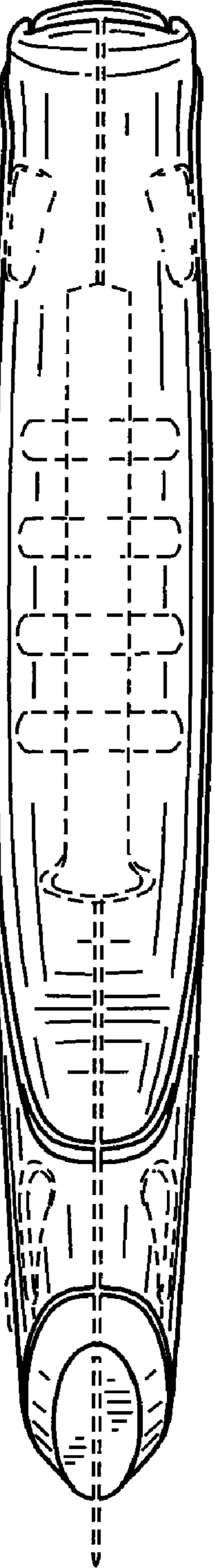


FIG. 5



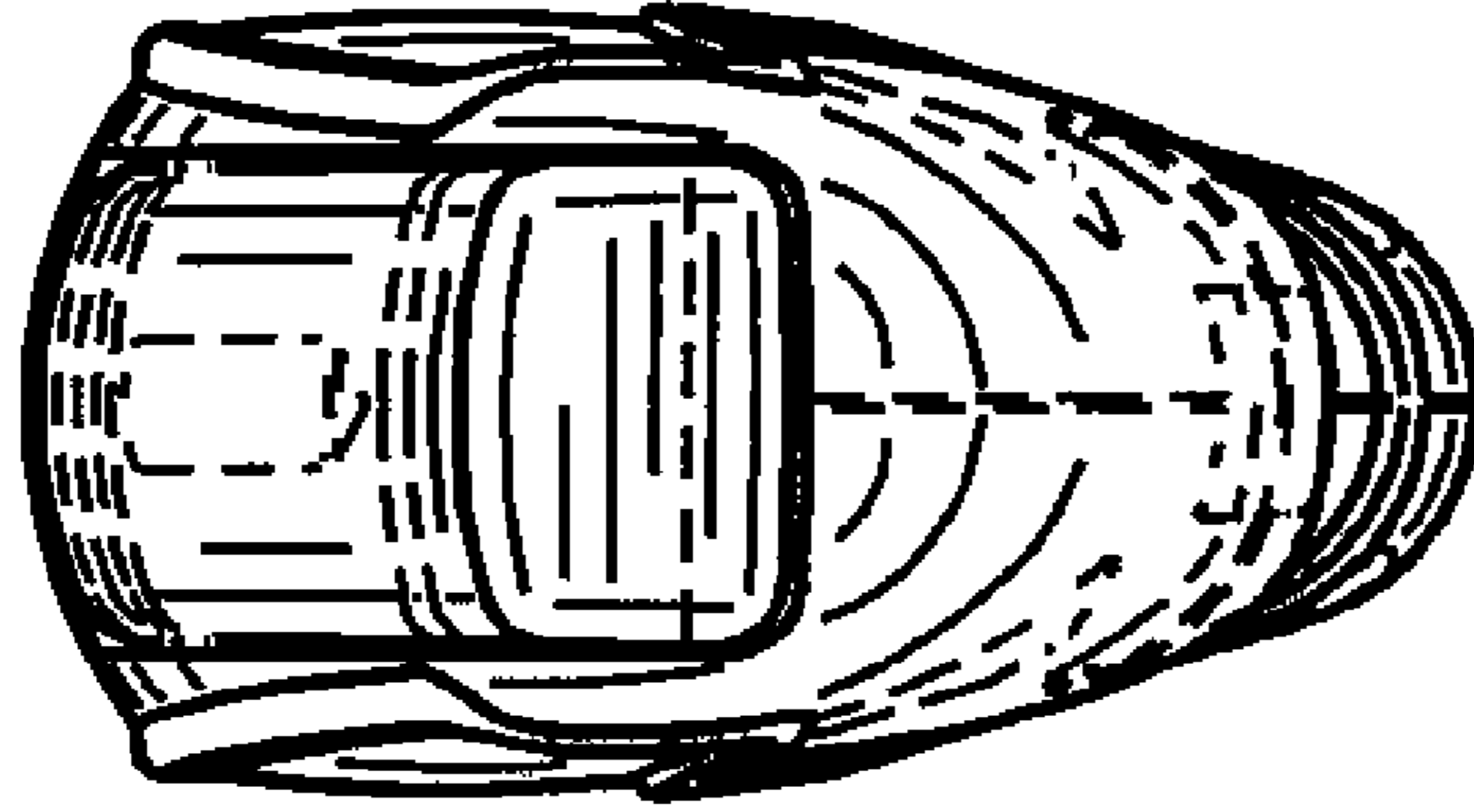


FIG. 6

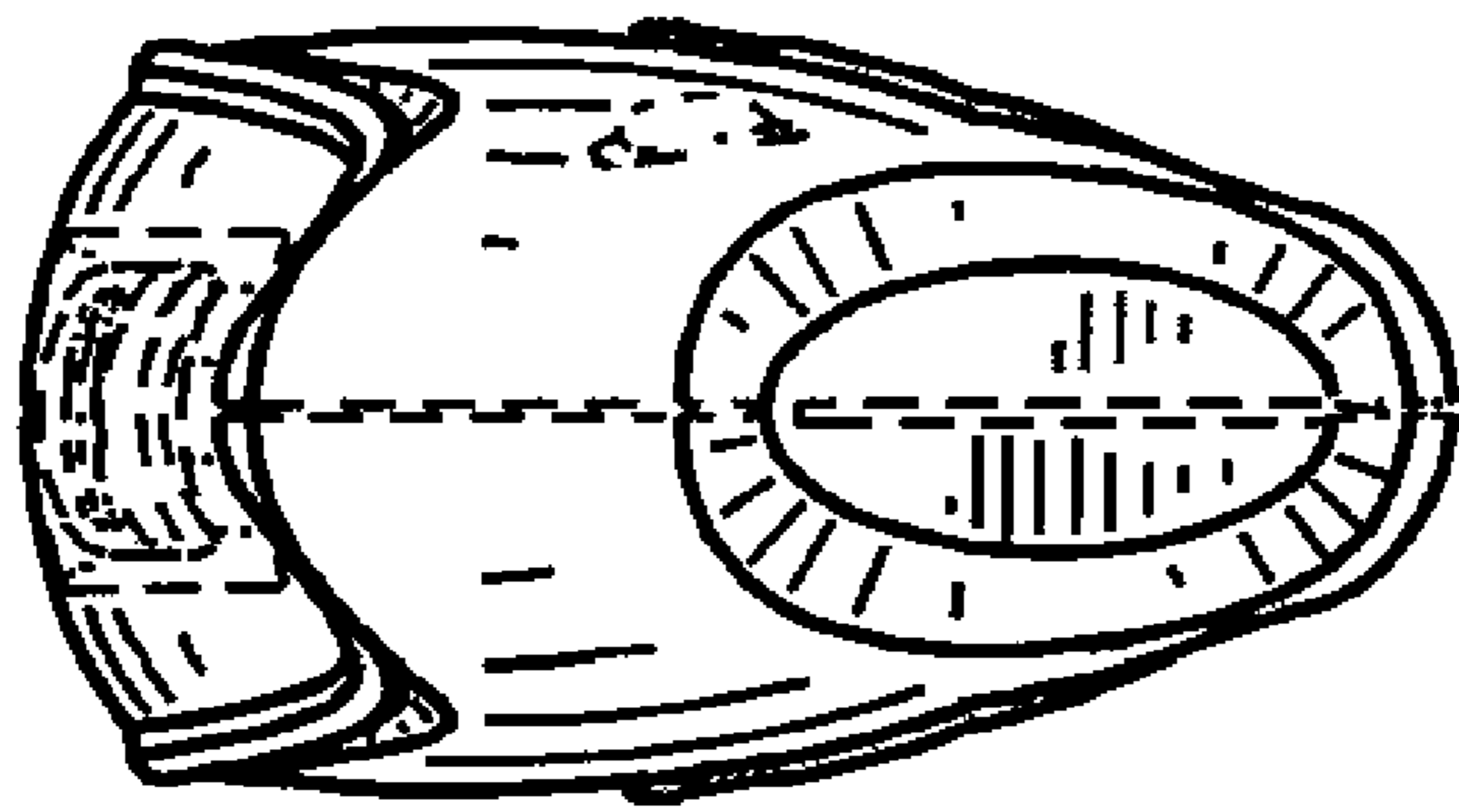


FIG. 7