



US00D572105S

(12) **United States Design Patent**
Brockman et al.

(10) **Patent No.:** **US D572,105 S**
(45) **Date of Patent:** **** Jul. 1, 2008**

(54) **SCREWDRIVER HANDLE**

(75) Inventors: **Daryl C. Brockman**, Shorewood, WI (US); **Christopher L. Peterson**, Chippewa Falls, WI (US); **Anthony W. Gilbert**, Waukesha, WI (US); **Patrick J. Radle**, Mequon, WI (US); **Micah L. Maraia**, Menomonie, WI (US); **Austin R. Braganza**, Milwaukee, WI (US); **David L. Wiesemann**, Pewaukee, WI (US); **Michael David Onachilla**, Menomonee Falls, WI (US)

(73) Assignee: **Actuant Corporation**, Butler, WI (US)

(**) Term: **14 Years**

(21) Appl. No.: **29/282,475**

(22) Filed: **Jul. 20, 2007**

(51) **LOC (8) Cl.** **08-04**

(52) **U.S. Cl.** **D8/83; D8/85**

(58) **Field of Classification Search** D8/82, D8/83, 84, 85, 86, 87, 107, 14; 81/177.1, 81/177.4, 436, 439, 489; 7/165; 206/375
See application file for complete search history.

(56) **References Cited**

U.S. PATENT DOCUMENTS

D256,547 S * 8/1980 Holland-Letz D8/83
D402,176 S * 12/1998 Lauster et al. D8/83
D408,252 S * 4/1999 Holland-Letz D8/83

D408,253 S * 4/1999 Rowlay D8/83
D416,776 S * 11/1999 Liu D8/83
D418,035 S * 12/1999 Hatch D8/83
D445,658 S * 7/2001 Dierolf D8/83
D486,050 S * 2/2004 Rampen D8/83
D490,680 S * 6/2004 Levine et al. D8/83
D513,378 S * 1/2006 Lin D8/83
D525,850 S * 8/2006 Huang D8/83
D531,005 S * 10/2006 Chang D8/107

* cited by examiner

Primary Examiner—Philip S Hyder

(74) *Attorney, Agent, or Firm*—Quarles & Brady LLP

(57) **CLAIM**

The ornamental design for a screwdriver handle, as shown and described.

DESCRIPTION

FIG. 1 is a perspective view of a screwdriver handle showing our new design;

FIG. 2 is a left side elevational view thereof, the right side elevational view being a mirror image thereof;

FIG. 3 is a top side elevational view thereof;

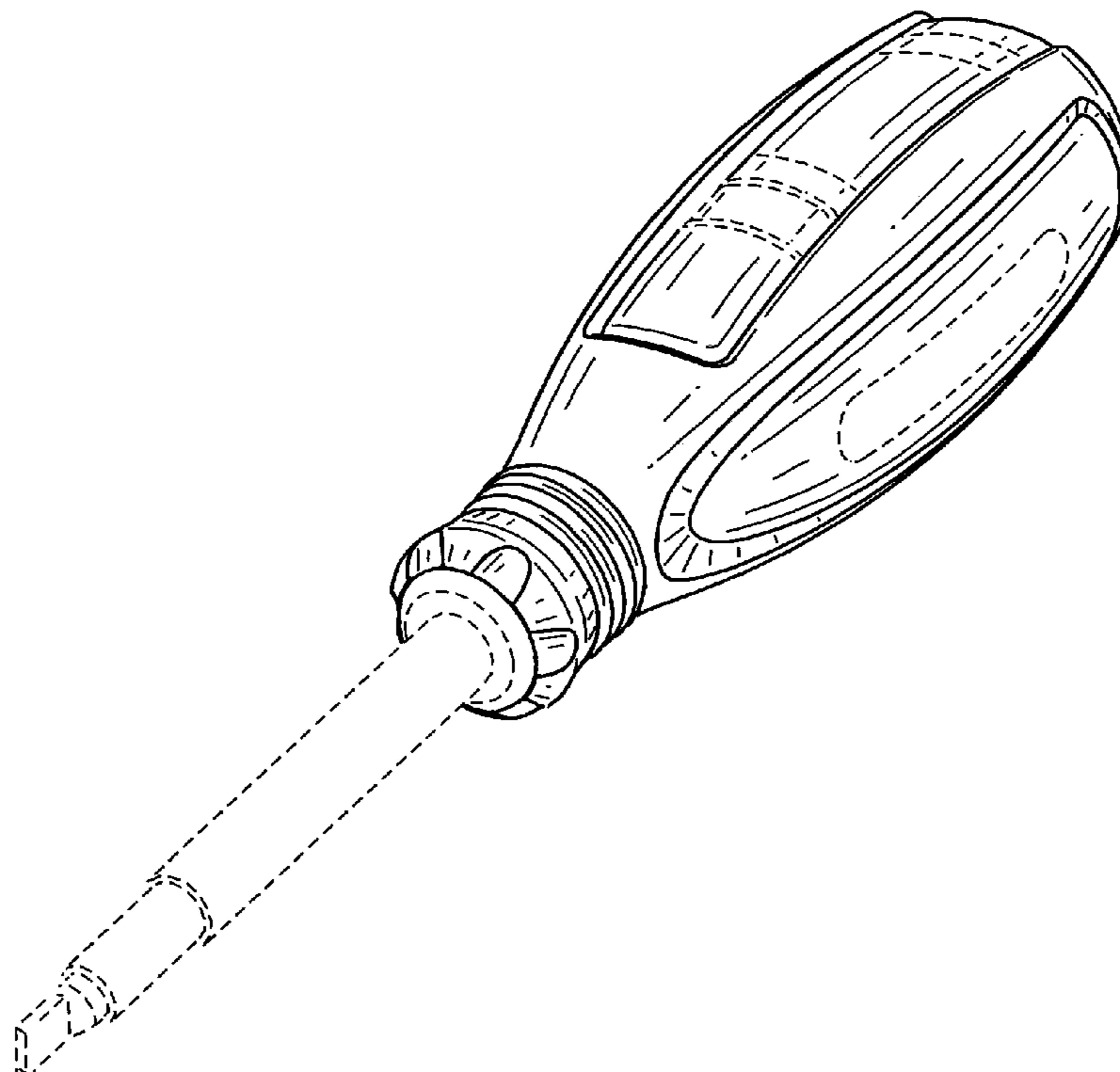
FIG. 4 is a bottom side elevational view thereof;

FIG. 5 is a front end elevational view thereof; and,

FIG. 6 is a rear end elevational view thereof.

The broken line representations of portions of the screwdriver handle in FIGS. 1–6 do not limit the claimed design.

1 Claim, 3 Drawing Sheets



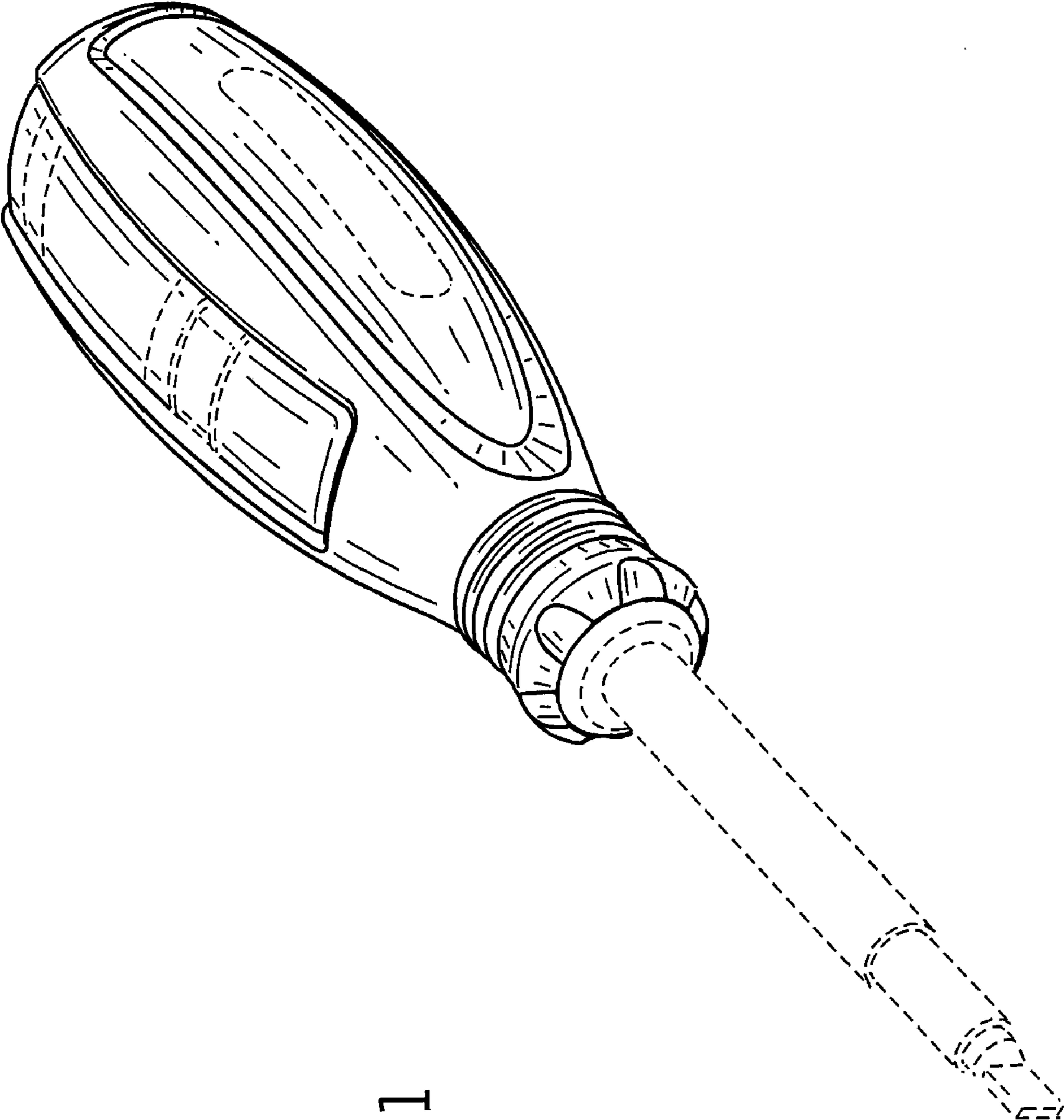


FIG. 1

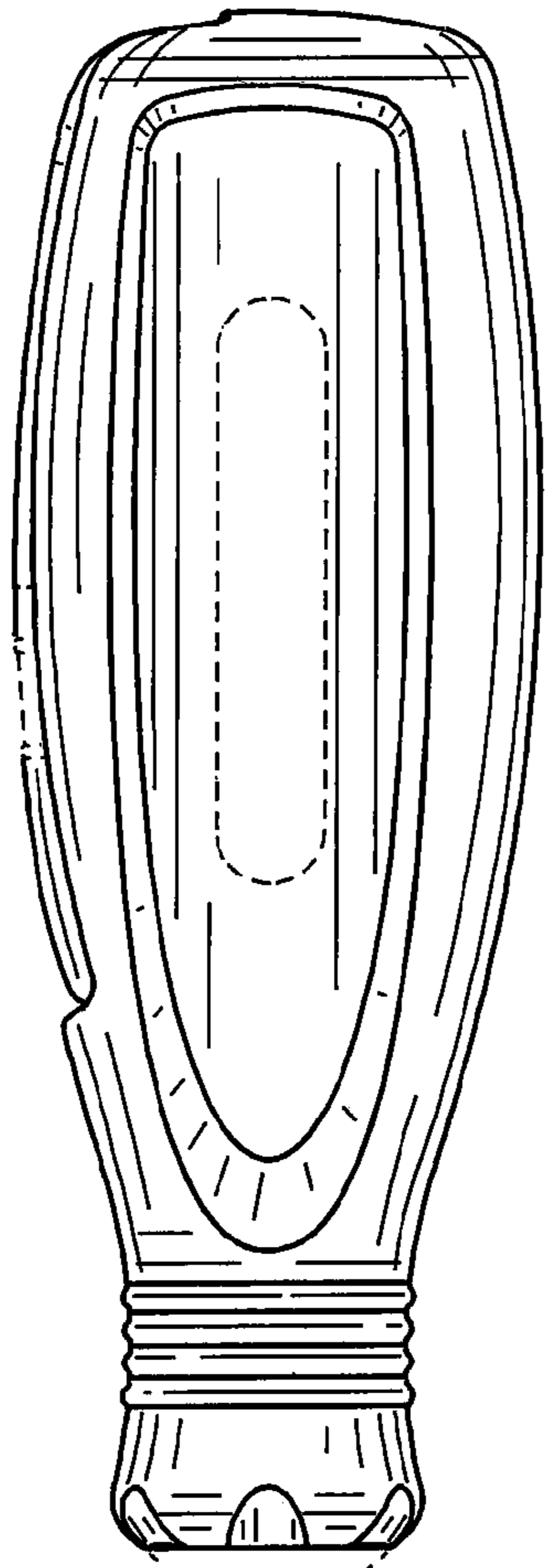


FIG. 2

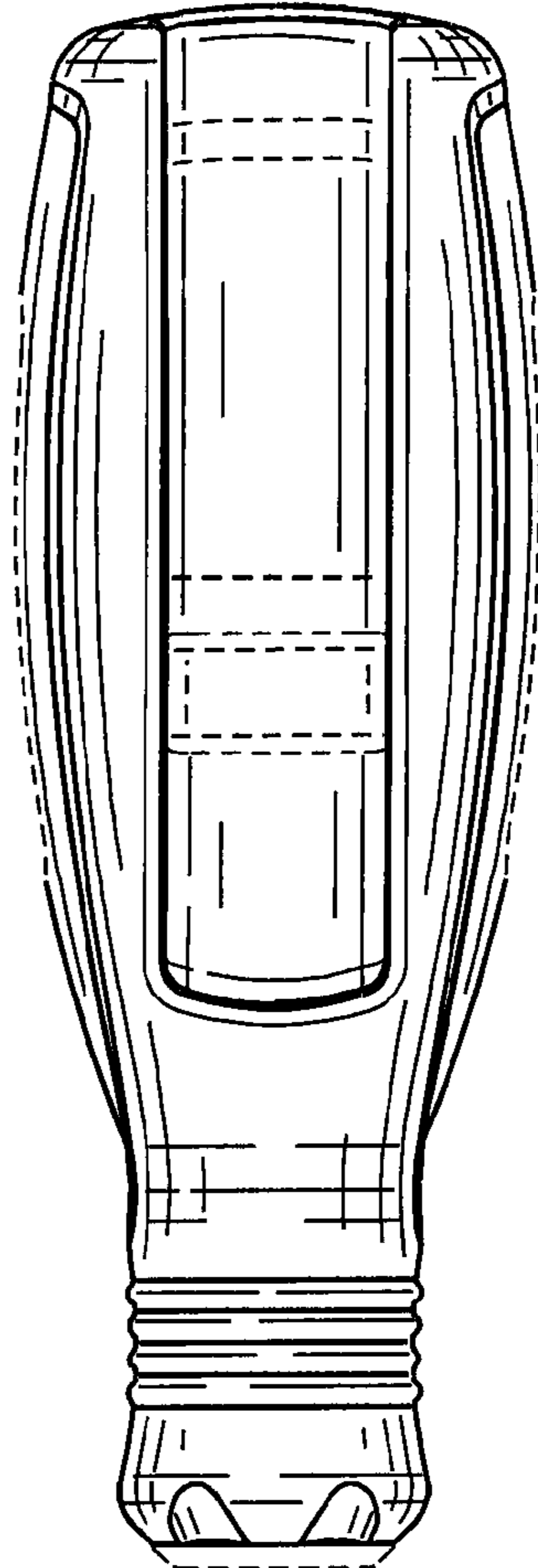


FIG. 3

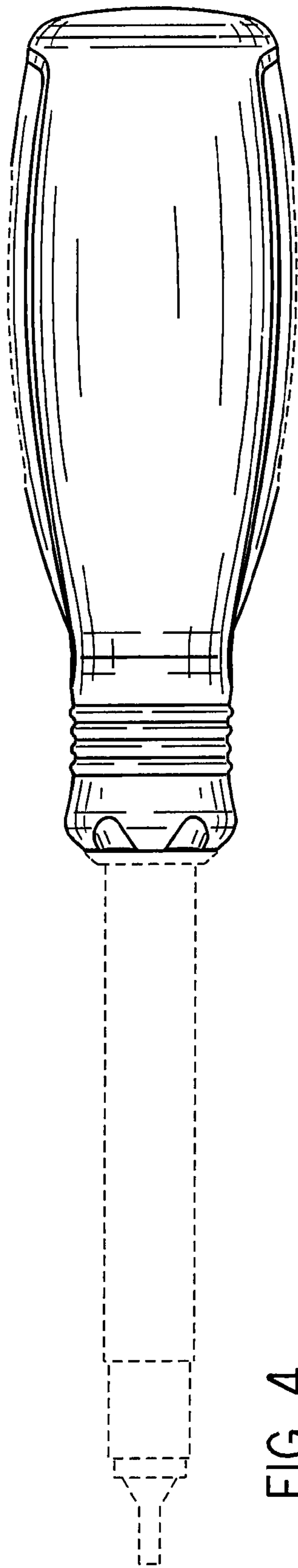


FIG. 4

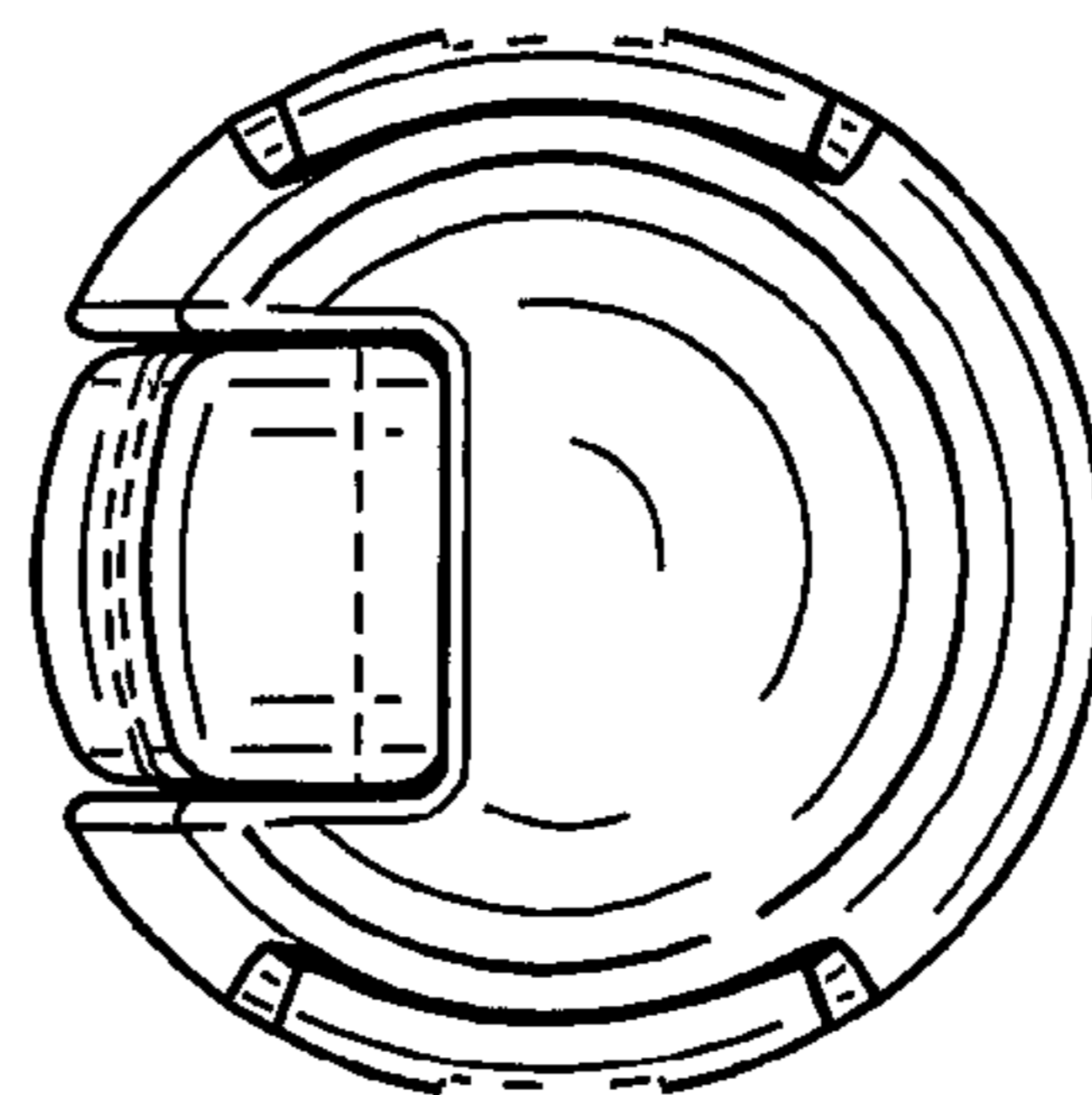


FIG. 6




FIG. 5