



US00D572103S

(12) **United States Design Patent**  
**Peterson et al.**

(10) **Patent No.:** **US D572,103 S**  
(45) **Date of Patent:** **\*\* Jul. 1, 2008**

- (54) **SCISSORS**
- (75) Inventors: **Michael E. Peterson**, Fairfield, CT (US); **Stuart David Farnworth**, Westport, CT (US)
- (73) Assignee: **Acme United Corporation**, Fairfield, CT (US)
- (\*\*) Term: **14 Years**
- (21) Appl. No.: **29/284,298**
- (22) Filed: **Sep. 5, 2007**
- (51) **LOC (8) Cl.** ..... **08-03**
- (52) **U.S. Cl.** ..... **D8/57**
- (58) **Field of Classification Search** ..... D8/57, D8/107, 14, 5, 105; 7/135, 136; 30/131, 30/195, 229, 194, 230-235, 268  
See application file for complete search history.

(56) **References Cited**

U.S. PATENT DOCUMENTS

D318,780 S *	8/1991	Bendickson et al.	.....	D8/57
D344,225 S *	2/1994	Hendon et al.	.....	D8/57
D421,375 S *	3/2000	Carlson et al.	.....	D8/57
D446,099 S *	8/2001	Pia	.....	D8/57
D460,334 S *	7/2002	Carpenter et al.	.....	D8/57
D460,671 S *	7/2002	Chan	.....	D8/57
D471,780 S *	3/2003	Lai	.....	D8/57
D502,371 S *	3/2005	Pia	.....	D8/57
D502,853 S *	3/2005	Peterson	.....	D8/57
7,096,586 B2 *	8/2006	Carpenter et al.	.....	30/146
D532,268 S *	11/2006	McLean	.....	D8/57
D536,588 S *	2/2007	Peterson et al.	.....	D8/57
D536,589 S *	2/2007	Peterson et al.	.....	D8/57
D536,939 S *	2/2007	Peterson et al.	.....	D8/57
D541,123 S *	4/2007	Hasegawa	.....	D8/57
D543,817 S *	6/2007	McLean	.....	D8/57
D547,153 S *	7/2007	Peterson et al.	.....	D8/57

D551,928 S *	10/2007	Peterson et al.	.....	D8/57
D551,929 S *	10/2007	Peterson et al.	.....	D8/57
2003/0106222 A1 *	6/2003	Huang	.....	30/232
2005/0126012 A1 *	6/2005	Ferman	.....	30/232
2006/0053634 A1 *	3/2006	Ferman	.....	30/232
2007/0017104 A1 *	1/2007	Hasegawa	.....	30/232
2007/0019309 A1 *	1/2007	Neal et al.	.....	359/844
2007/0101582 A1 *	5/2007	Escobar et al.	.....	30/232
2008/0028621 A1 *	2/2008	Hasegawa	.....	30/232

\* cited by examiner

*Primary Examiner*—Cathron Brooks

*Assistant Examiner*—Deanna Fluegeman

(74) *Attorney, Agent, or Firm*—Whyte Hirschboeck Dudek SC

(57) **CLAIM**

An ornamental design for a scissors, as shown and described in FIGS. 1-7.

**DESCRIPTION**

FIG. 1 is a perspective view of the design;

FIG. 2 is a side view of the embodiment shown in FIG. 1;

FIG. 3 is a top view of the embodiment shown in FIG. 2, rotated 90 degrees;

FIG. 4 is a side view of the embodiment shown in FIG. 2, rotated 180 degrees;

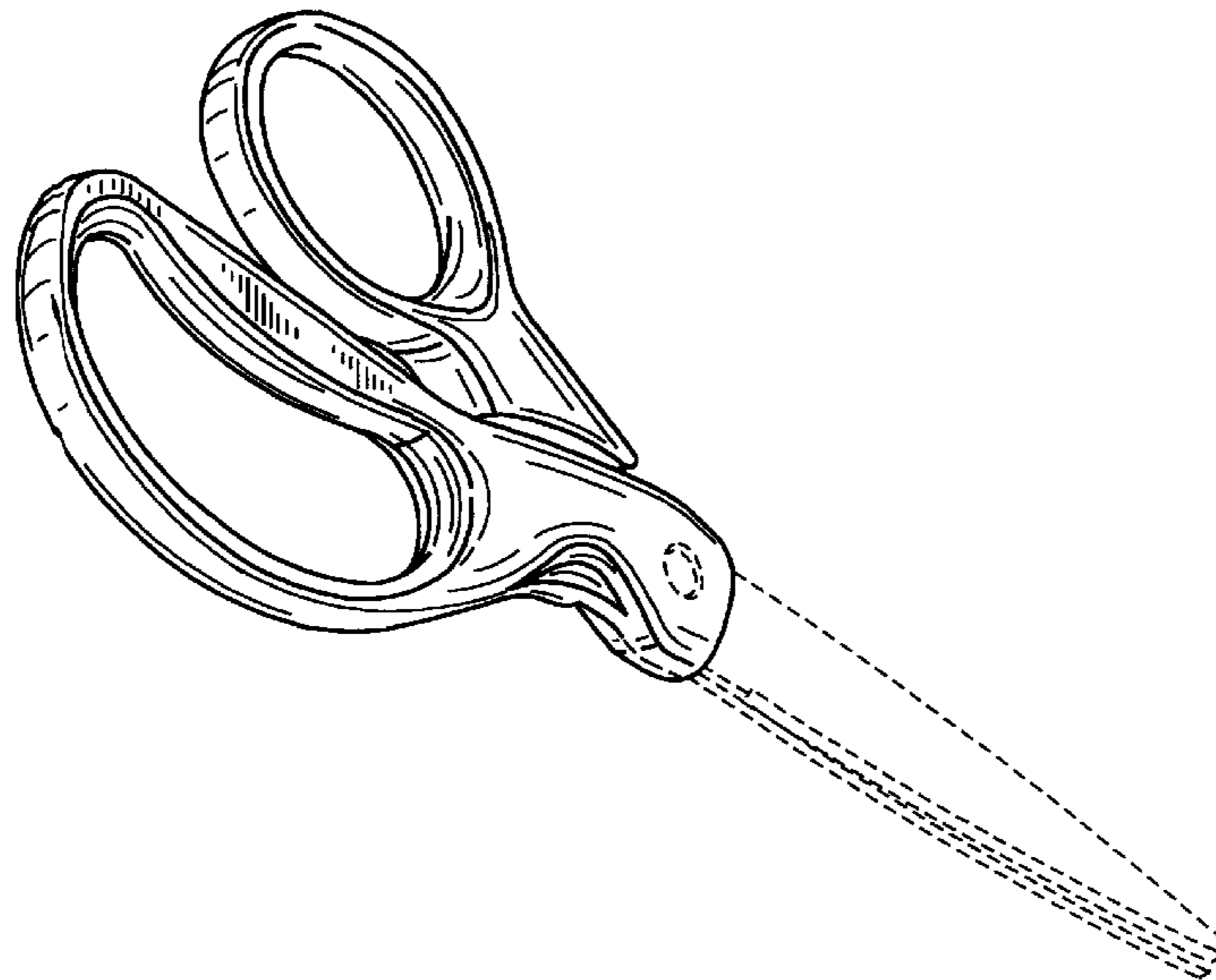
FIG. 5 is a bottom view of the embodiment shown in FIG. 2, rotated 90 degrees;

FIG. 6 is an end view of the embodiment shown in FIG. 2, rotated counter clockwise 90 degrees; and,

FIG. 7 is an end view of the embodiment shown in FIG. 2, rotated clockwise 90 degrees.

The broken lines shown in FIGS. 1-7 are for illustrative environmental purposes only and form no part of the claimed design.

**1 Claim, 4 Drawing Sheets**



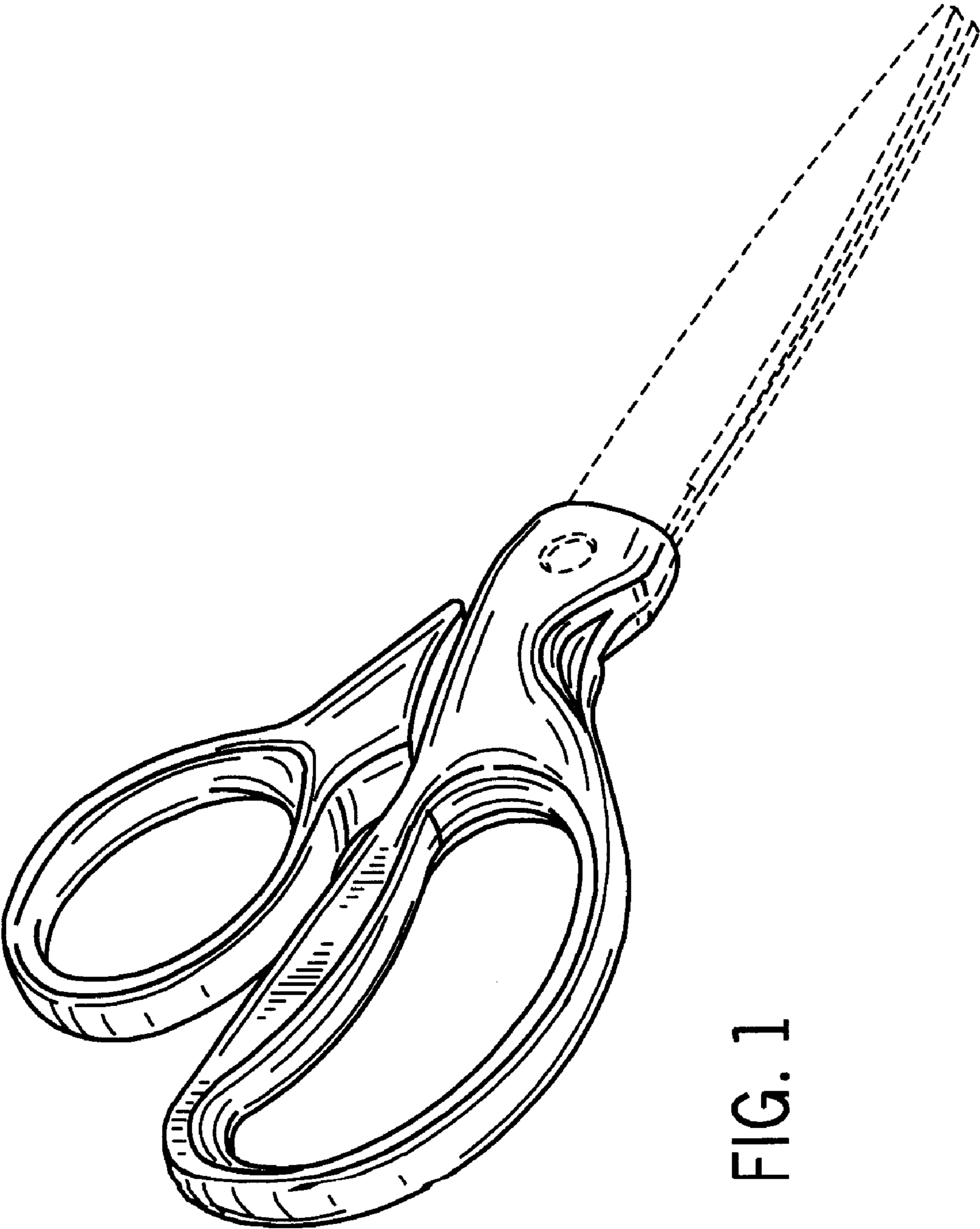


FIG. 1

FIG. 2

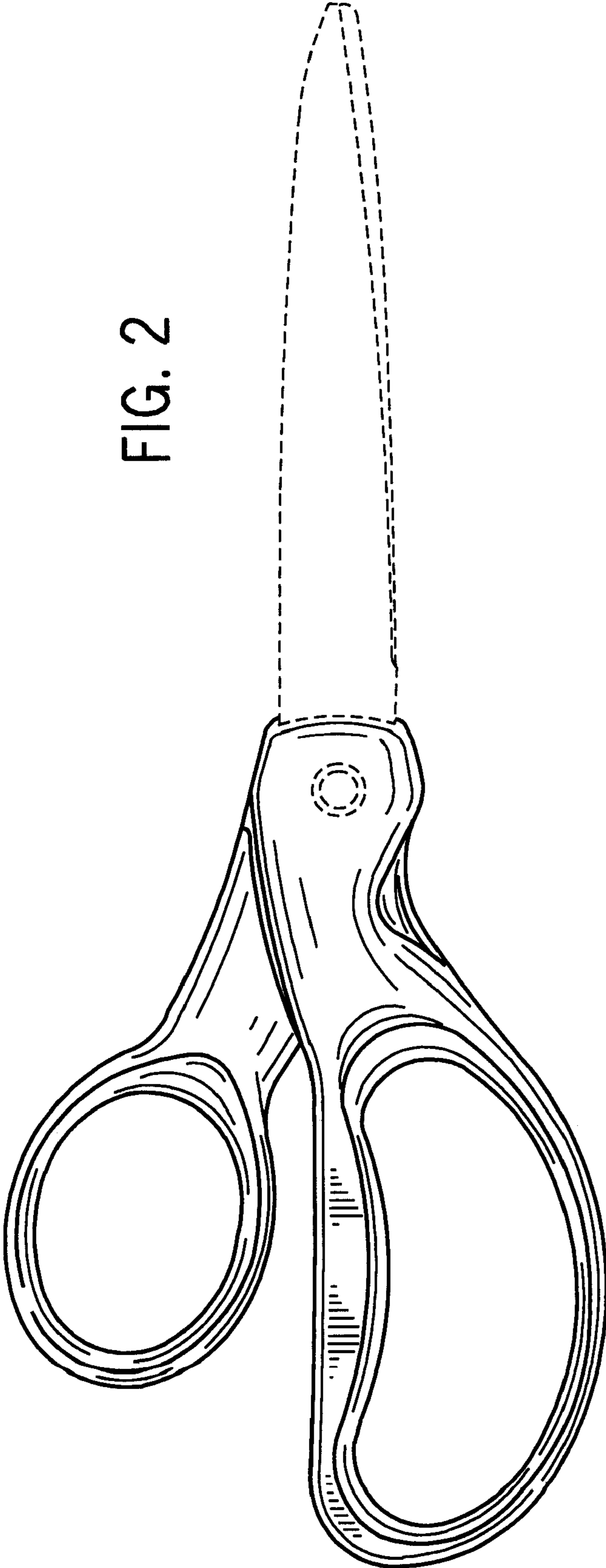


FIG. 3



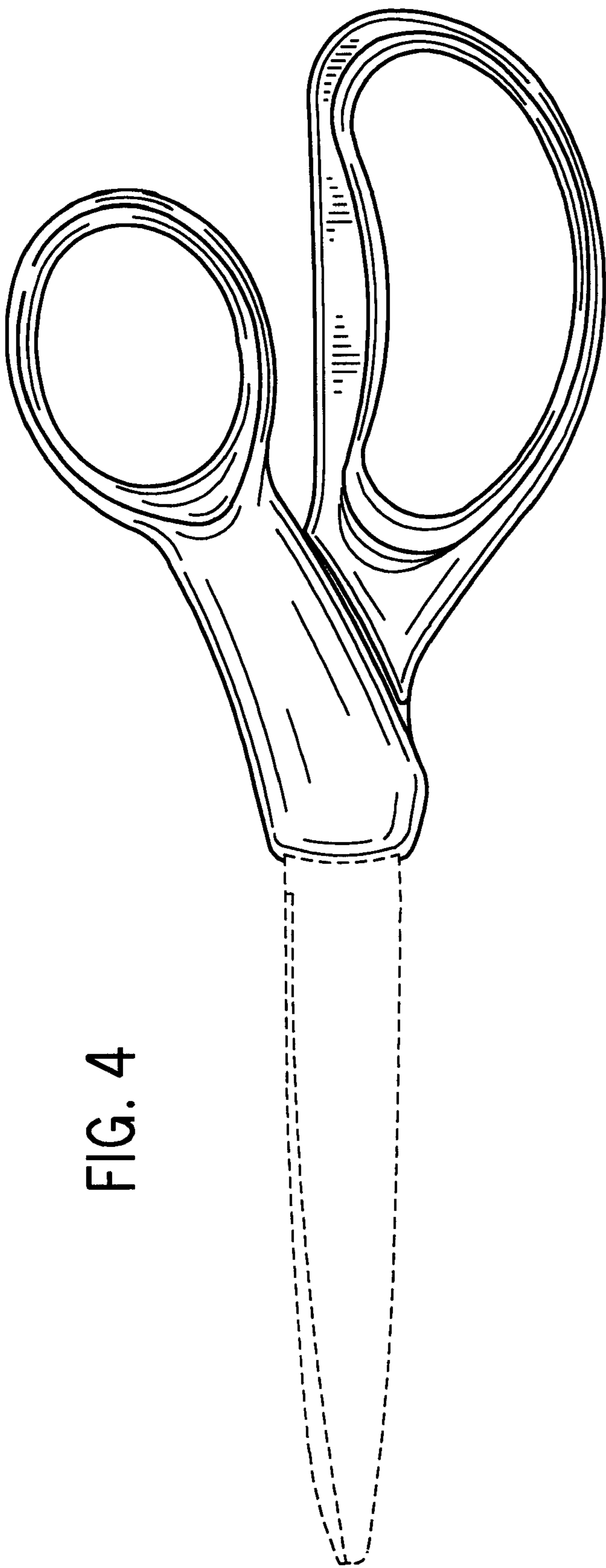


FIG. 4

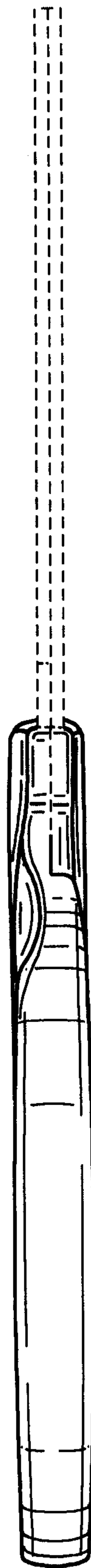


FIG. 5

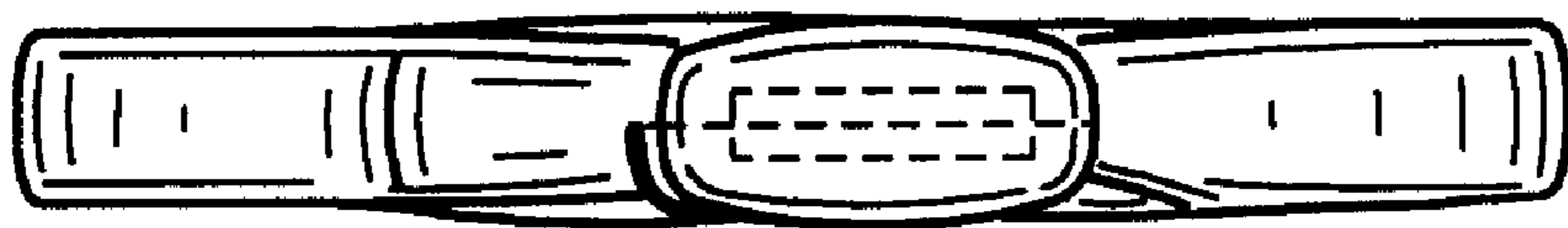


FIG. 6



FIG. 7