



US00D572090S

(12) **United States Design Patent**
Miller

(10) **Patent No.:** **US D572,090 S**
(45) **Date of Patent:** **** Jul. 1, 2008**

(54) **SERVING SPOON**

D557,077 S * 12/2007 Veevers D7/642
D558,533 S * 1/2008 de Bretton Gordon D7/642

(75) Inventor: **Michael D. Miller**, Wichita, KS (US)

* cited by examiner

(73) Assignee: **Phantom Enterprises, Inc.**, North
Newton, KS (US)

Primary Examiner—Caron D. Veynar

Assistant Examiner—Ricky Pham

(**) Term: **14 Years**

(74) *Attorney, Agent, or Firm*—Robert O. Blinn

(21) Appl. No.: **29/293,381**

(57) **CLAIM**

(22) Filed: **Nov. 20, 2007**

The ornamental design for a serving spoon, as shown.

(51) **LOC (8) Cl.** **07-03**

DESCRIPTION

(52) **U.S. Cl.** **D7/653**

FIG. 1 is a first perspective view of the serving spoon of the present invention showing my new design.

(58) **Field of Classification Search** D7/368,

FIG. 2 is a second perspective view of the serving spoon of the present invention showing my new design.

D7/401.2, 642–664, 688–692, 669, 675, 676,

FIG. 3 is a first side view of the serving spoon of the present invention showing my new design.

D7/683; 30/137, 141, 142, 340, 147–150,

FIG. 4 is a second side view of the serving spoon of the present invention showing my new design.

30/322–329, 342–345; 416/70 R

See application file for complete search history.

FIG. 5 is a first end view of the serving spoon of the present invention showing my new design.

(56) **References Cited**

U.S. PATENT DOCUMENTS

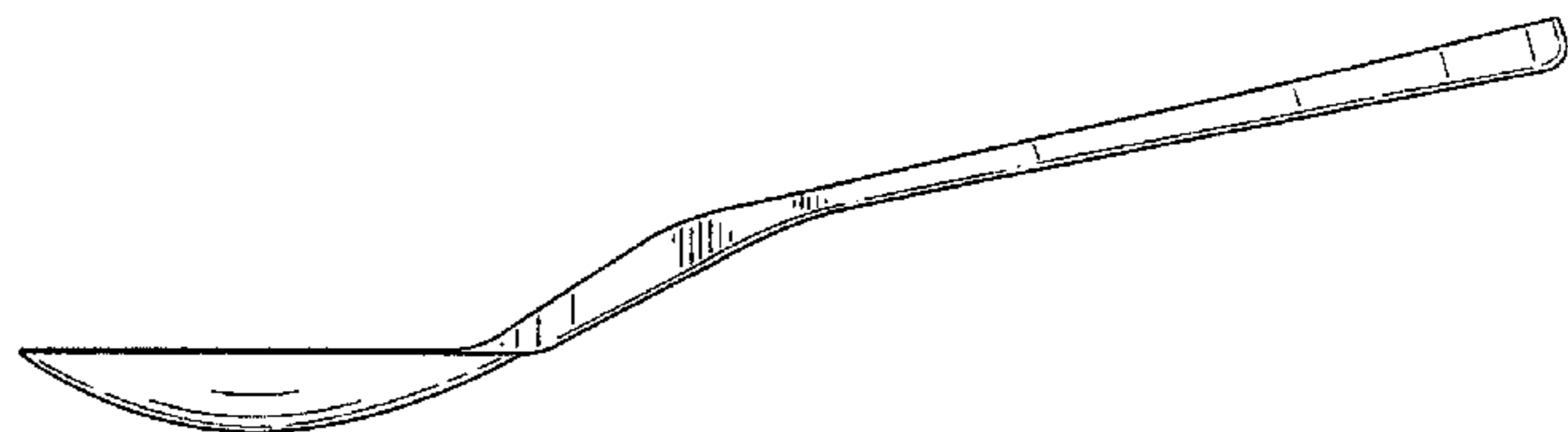
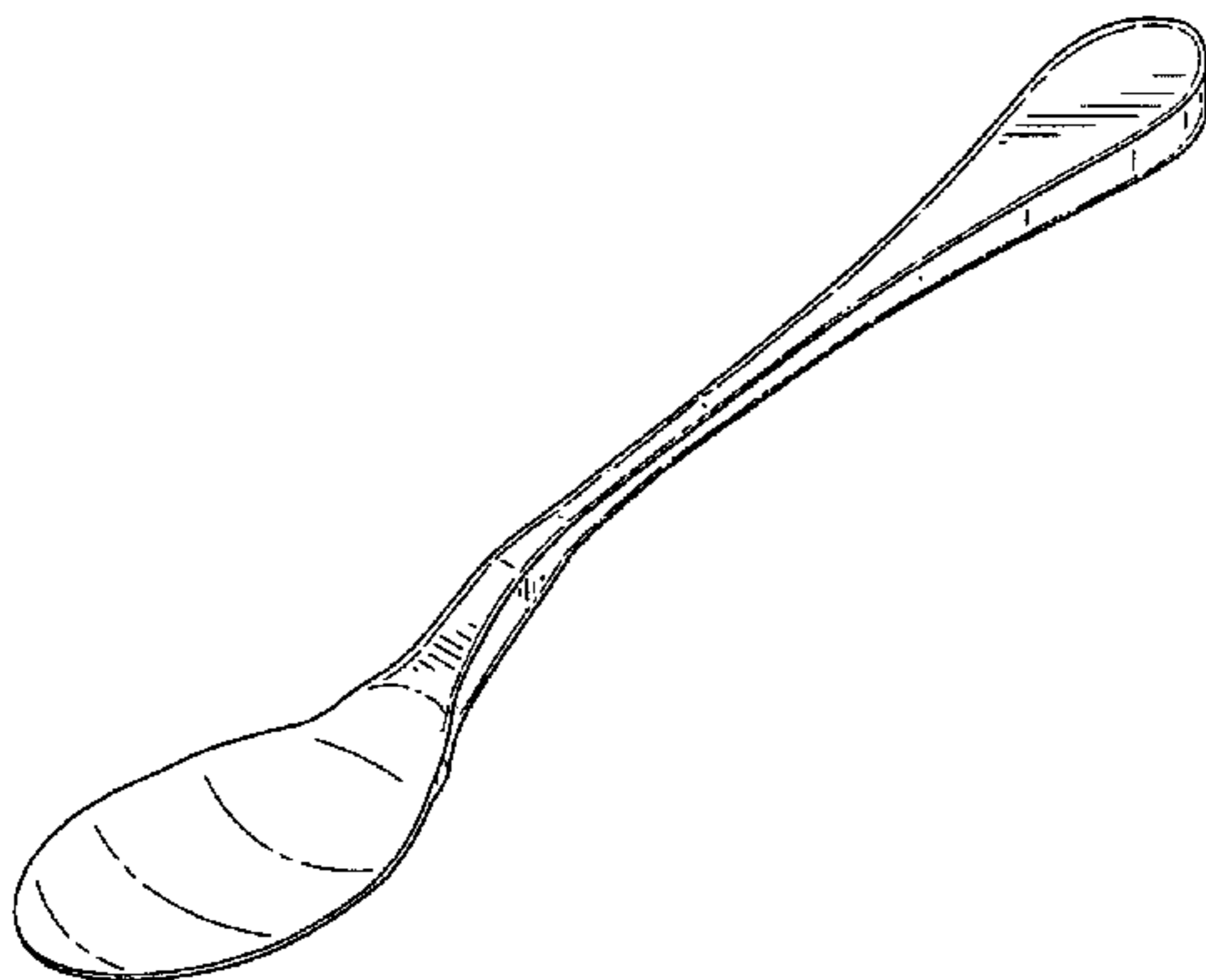
D172,070 S *	4/1954	Wallance	D7/653
D229,738 S *	1/1974	Wallance	D7/653
D231,893 S *	6/1974	Manderfield	D7/653
D440,831 S *	4/2001	Welch et al.	D7/645
D455,936 S *	4/2002	Welch	D7/645
D493,337 S *	7/2004	Welch	D7/663
D497,083 S *	10/2004	Welch	D7/645
D510,685 S *	10/2005	Guzzini	D7/653
D511,657 S *	11/2005	Junko	D7/653
D550,045 S *	9/2007	Junko	D7/653
D556,518 S *	12/2007	Russell-Clark	D7/642

FIG. 6 is a second end view of the serving spoon of the present invention showing my new design.

FIG. 7 is a top view of the serving spoon of the present invention showing my new design; and,

FIG. 8 is a bottom view of the serving spoon of the present invention showing my new design.

1 Claim, 4 Drawing Sheets



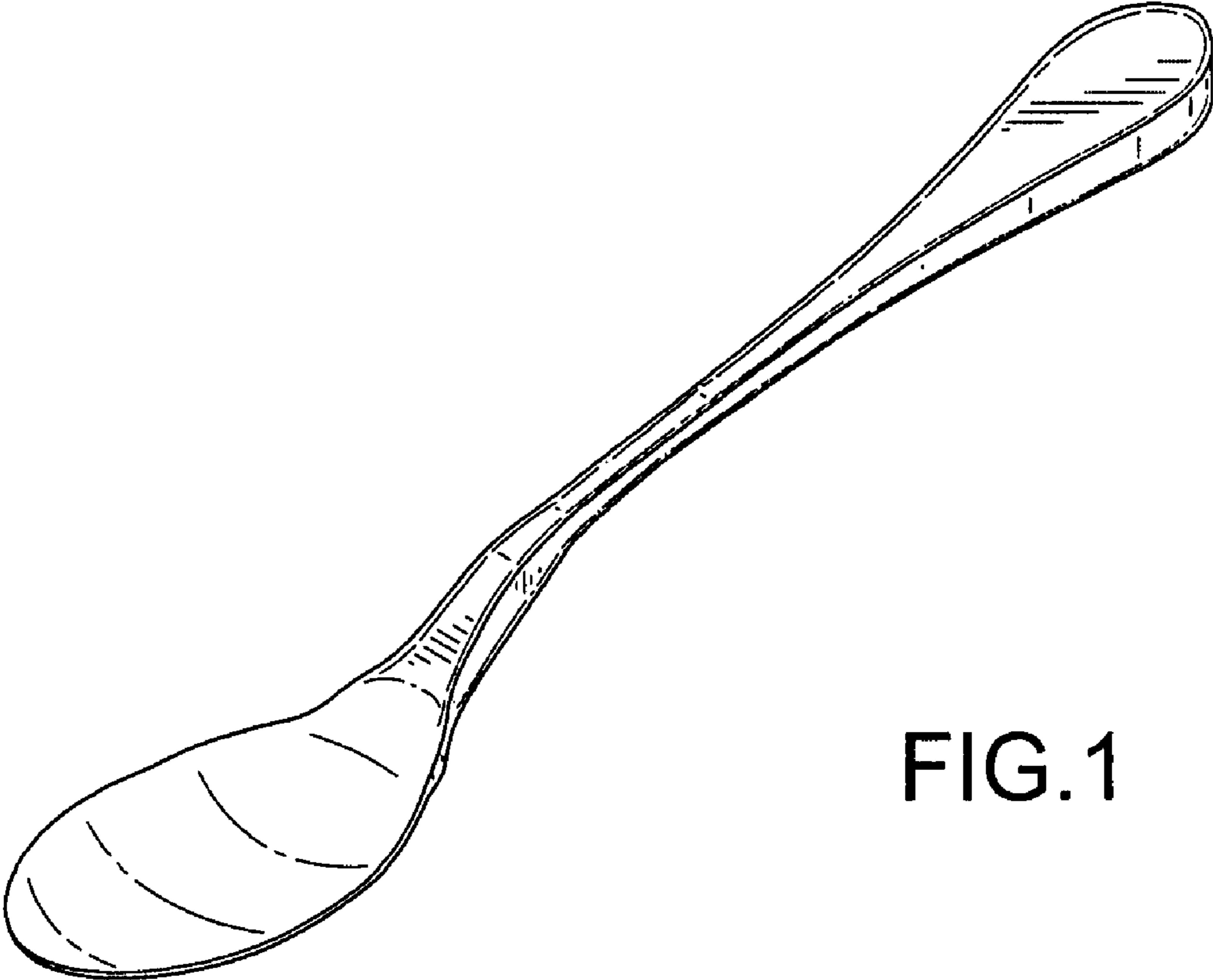


FIG. 1

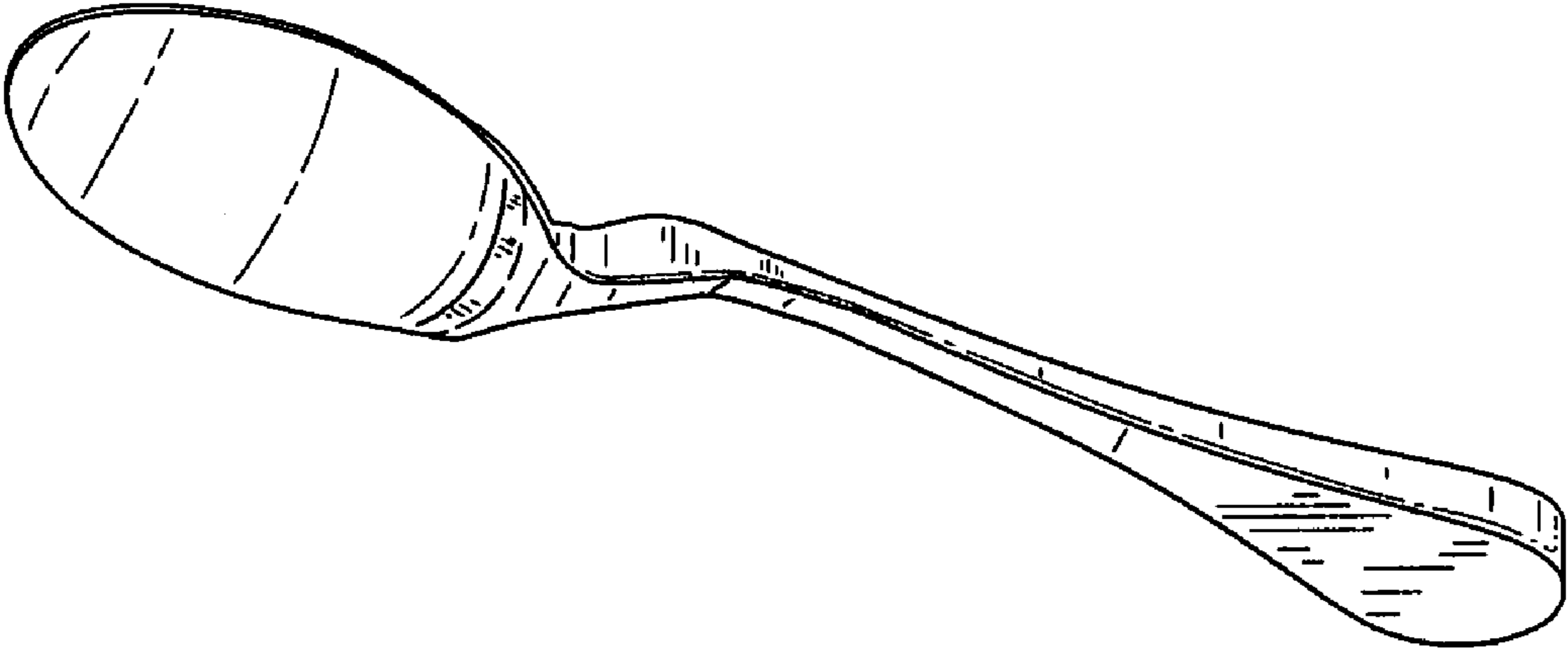


FIG. 2

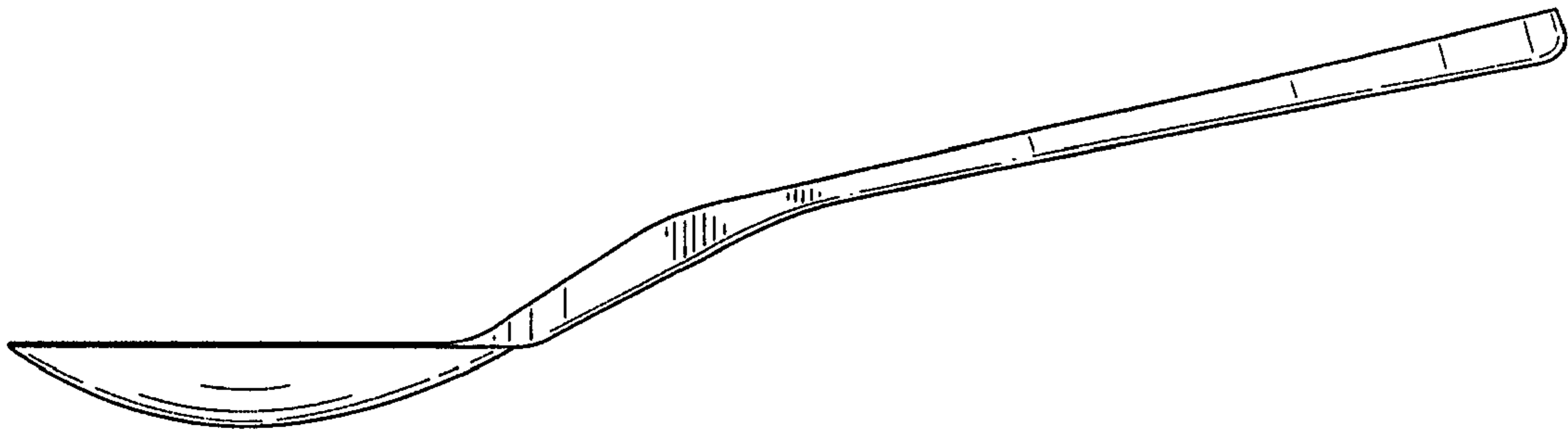


FIG.3

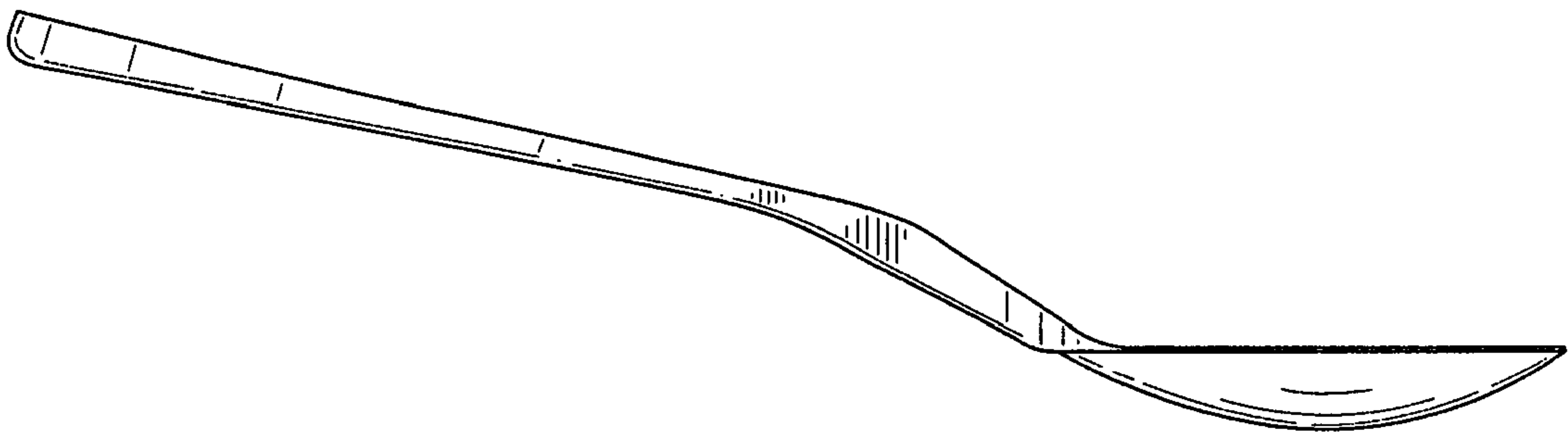


FIG.4




FIG. 5




FIG. 6

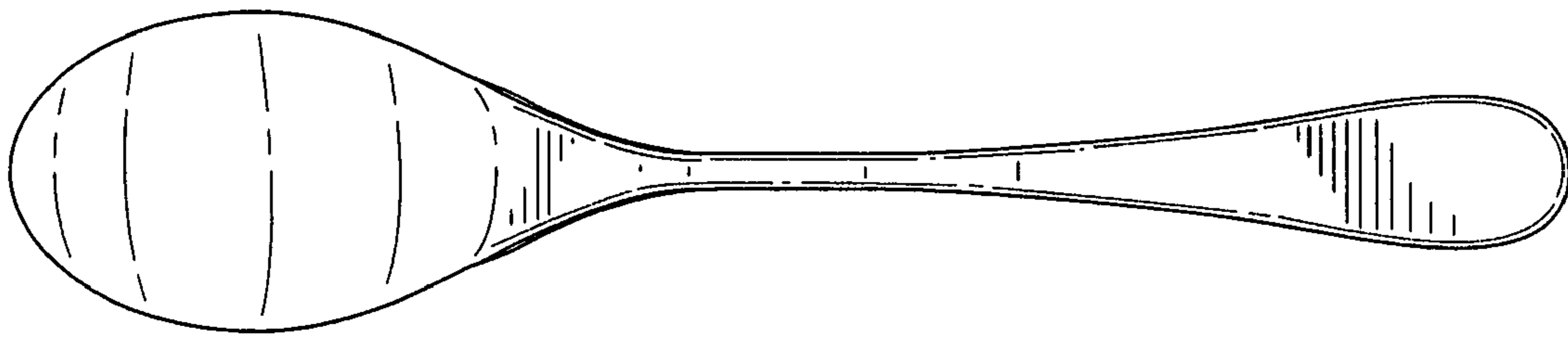


FIG. 7

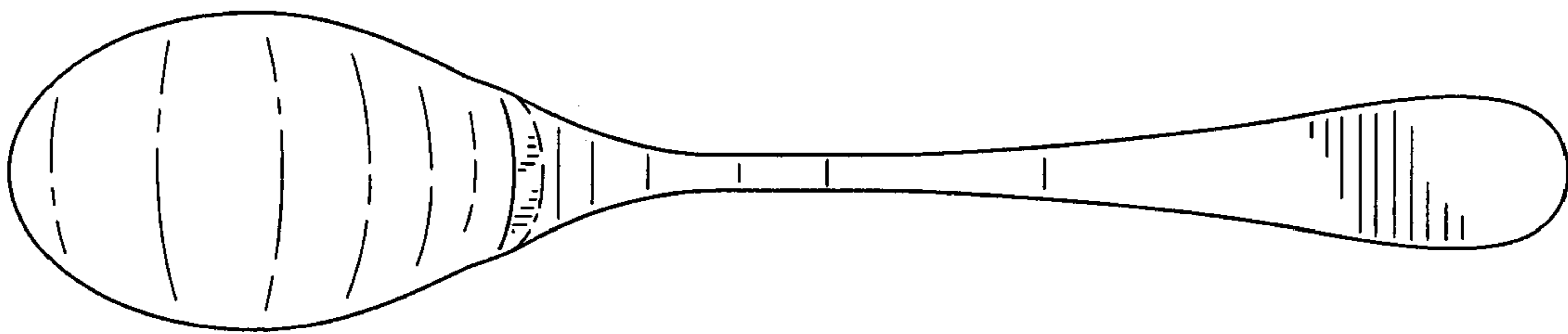


FIG. 8