



US00D572089S

(12) **United States Design Patent**  
**Teys et al.**

(10) **Patent No.:** **US D572,089 S**  
(45) **Date of Patent:** **\*\* Jul. 1, 2008**

(54) **DISPENSING UTENSIL**

(75) Inventors: **Bradley Donald Teys**, Shelly Beach (AU); **Glenn Bevan**, East Woolloongabba (AU); **Benjamin Chapman**, East Woolloongabba (AU); **Anton Lee See**, East Woolloongabba (AU)

(73) Assignee: **Sands Innovations Pty Ltd**, Brisbane (AU)

(\*\*) Term: **14 Years**

(21) Appl. No.: **29/283,742**

(22) Filed: **Aug. 22, 2007**

(30) **Foreign Application Priority Data**

Feb. 23, 2007 (AU) ..... 16585/07

(51) **LOC (8) Cl.** ..... **07-03**

(52) **U.S. Cl.** ..... **D7/653**

(58) **Field of Classification Search** ..... D7/368, D7/401.2, 642-664, 688-692, 669, 675, 676, D7/683; D10/46.2, 46.3; D24/116; 30/137, 30/141, 142, 340, 147-150, 322-329, 342-345; 73/426; 416/70 R

See application file for complete search history.

(56) **References Cited**

**U.S. PATENT DOCUMENTS**

2,654,252 A \* 10/1953 Davis ..... 73/426

D371,491 S \* 7/1996 Stein ..... D7/643  
D375,055 S \* 10/1996 Reed ..... D10/46.2  
D375,353 S \* 11/1996 Wolff ..... D24/116  
D438,125 S \* 2/2001 Kaposi et al. .... D10/46.2  
D480,318 S \* 10/2003 Settele ..... D10/46.3  
D484,425 S \* 12/2003 Settele ..... D10/46.3  
D494,877 S \* 8/2004 Kempe et al. .... D10/46.3  
D531,918 S \* 11/2006 Heiligenstein et al. .... D10/46.2

**FOREIGN PATENT DOCUMENTS**

WO WO 2005065498 A1 \* 7/2005

\* cited by examiner

*Primary Examiner*—Caron D. Veynar

*Assistant Examiner*—Ricky Pham

(74) *Attorney, Agent, or Firm*—Hutchison Law Group PLLC

(57) **CLAIM**

The ornamental design for a dispensing utensil, as shown and described.

**DESCRIPTION**

FIG. 1 is a top perspective view of a dispensing utensil showing our new design;

FIG. 2 is a bottom perspective view thereof;

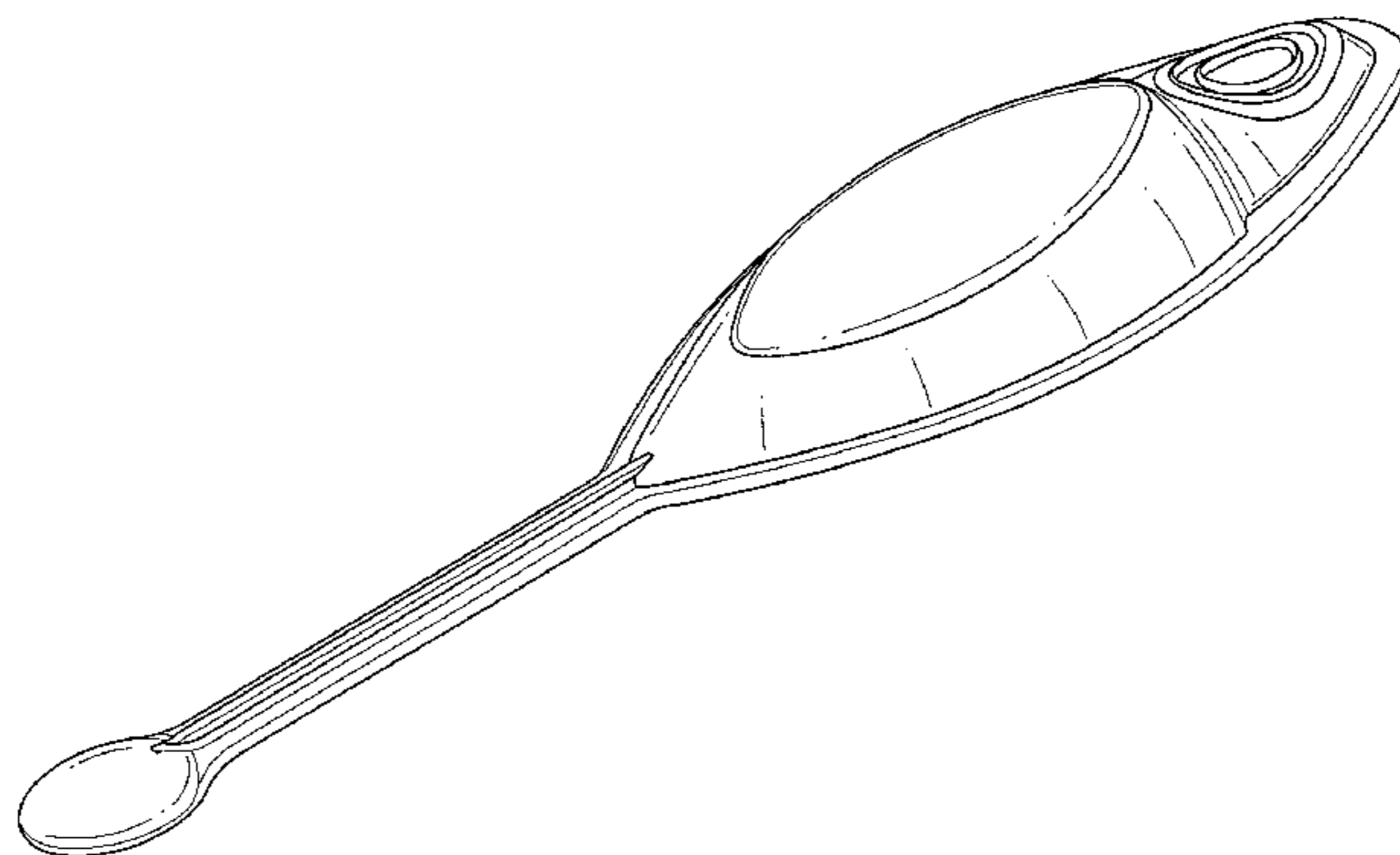
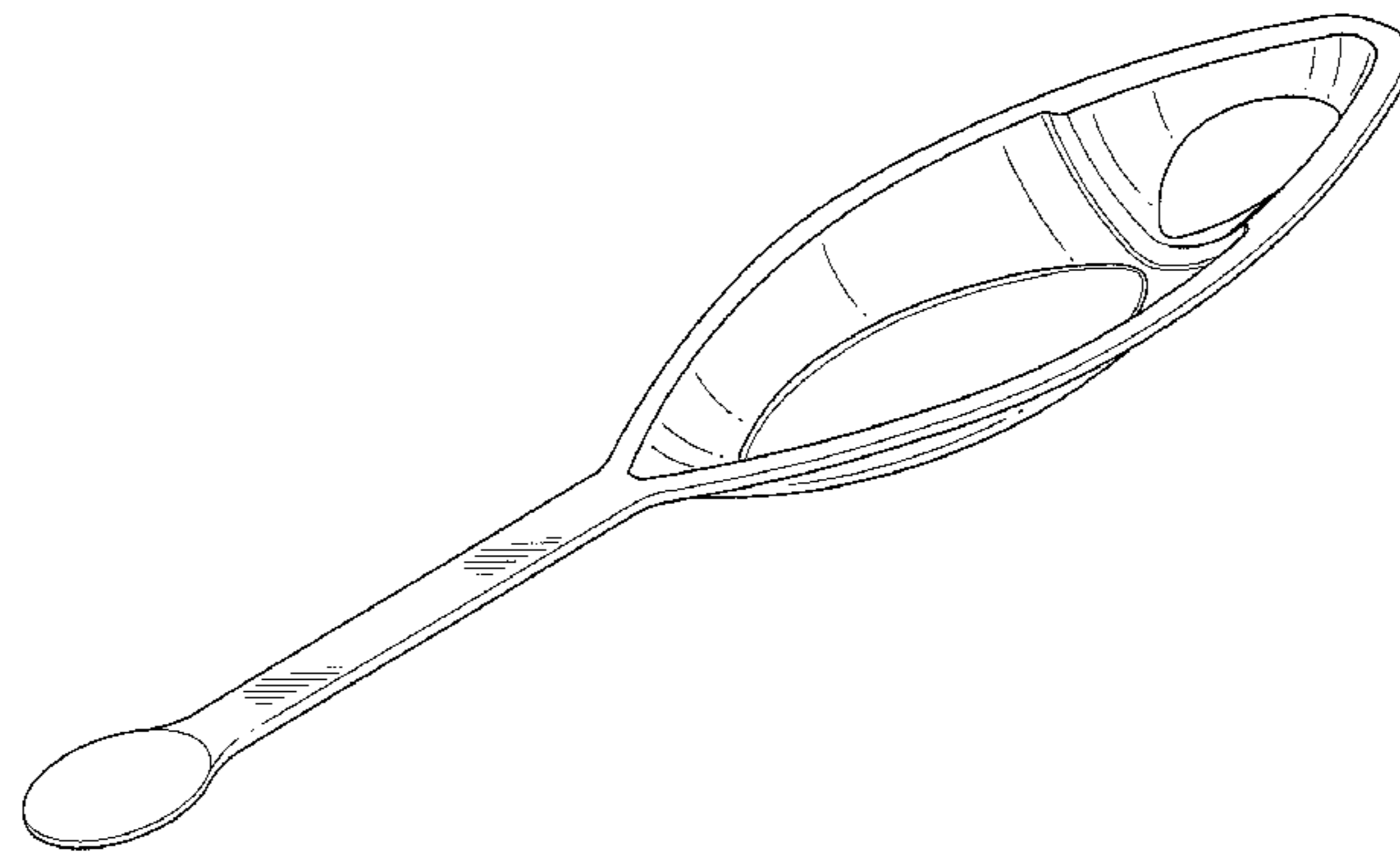
FIG. 3 is a top plan view thereof;

FIG. 4 is a bottom plan view thereof;

FIG. 5 is a side view thereof, the opposite side being a mirror image; and,

FIG. 6 is a front end elevation view thereof.

**1 Claim, 2 Drawing Sheets**



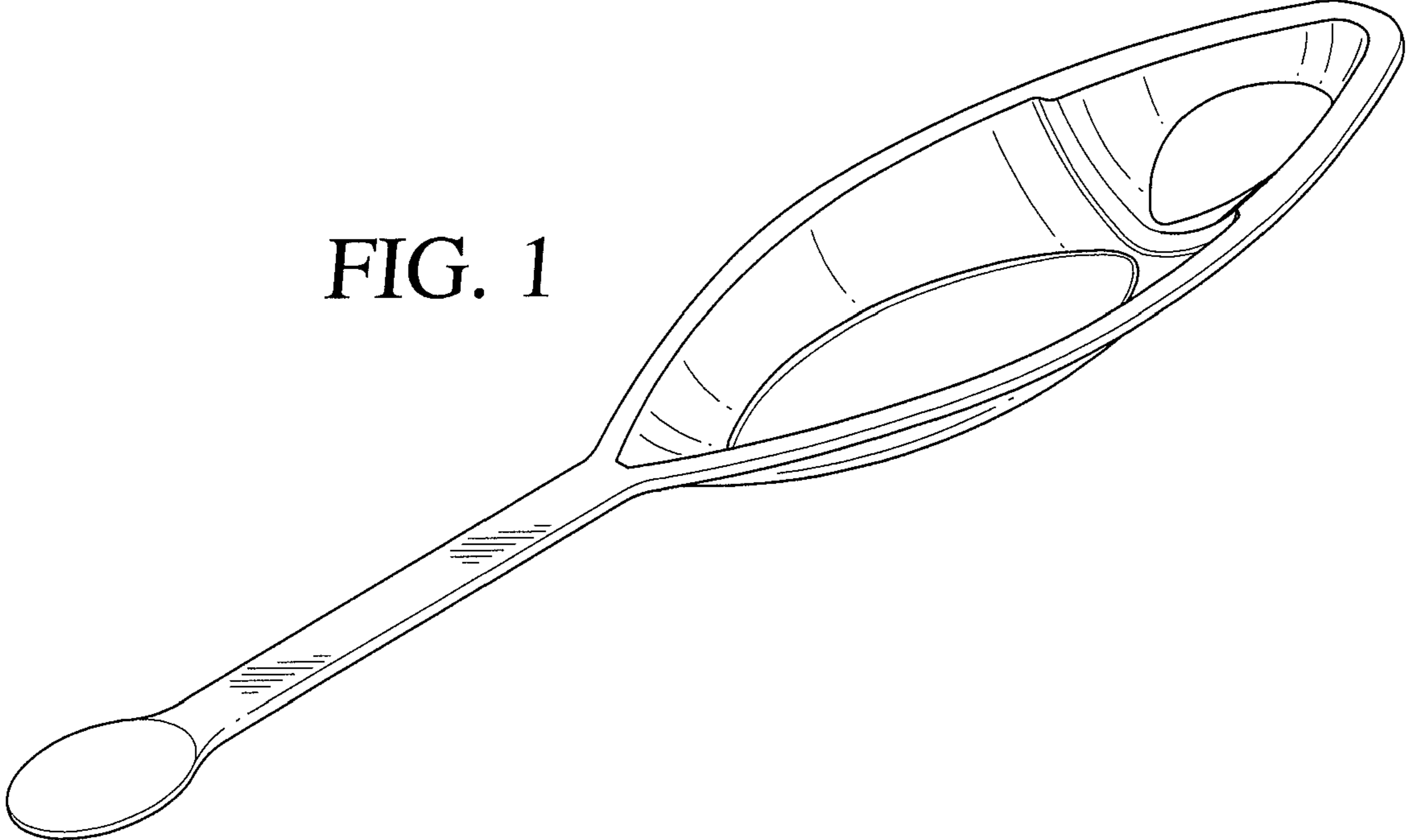


FIG. 1

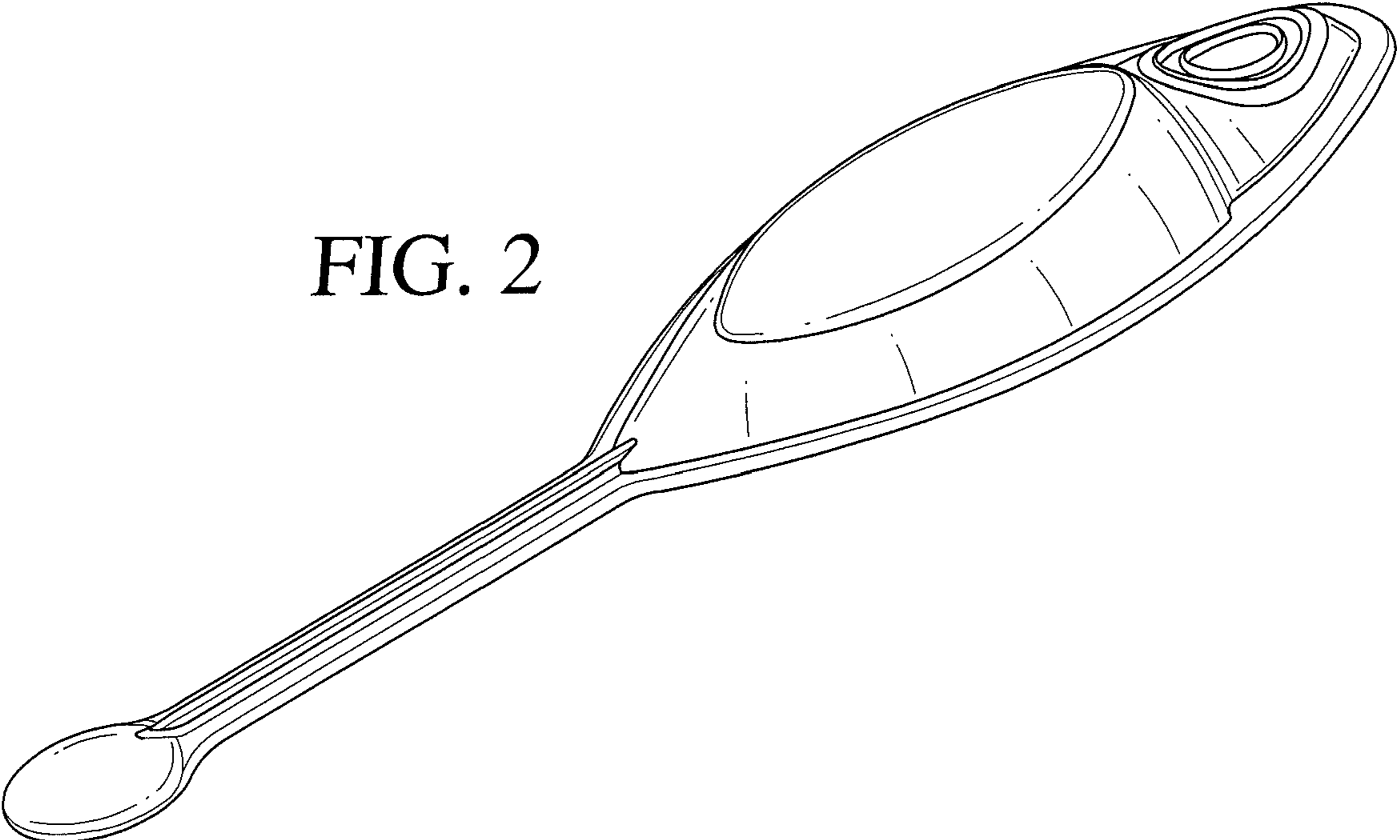


FIG. 2

FIG. 4

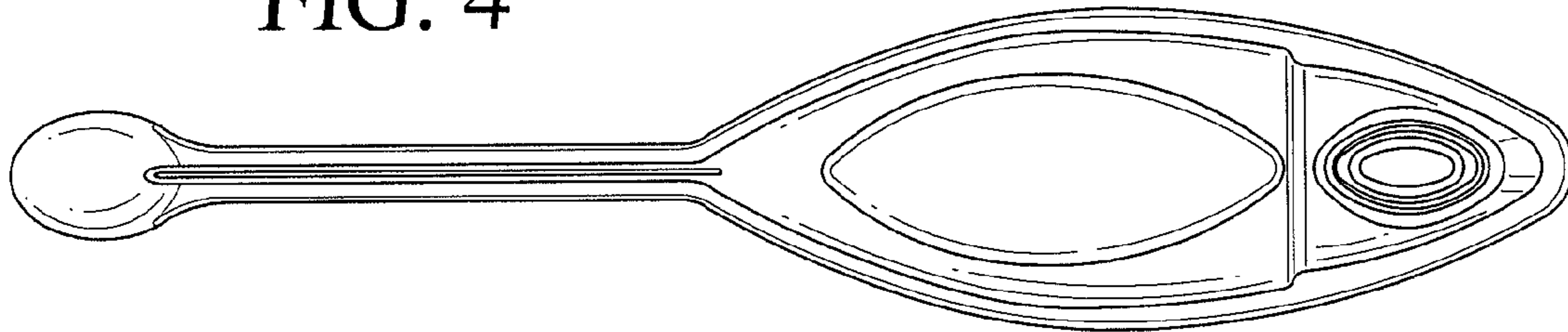


FIG. 5



FIG. 3

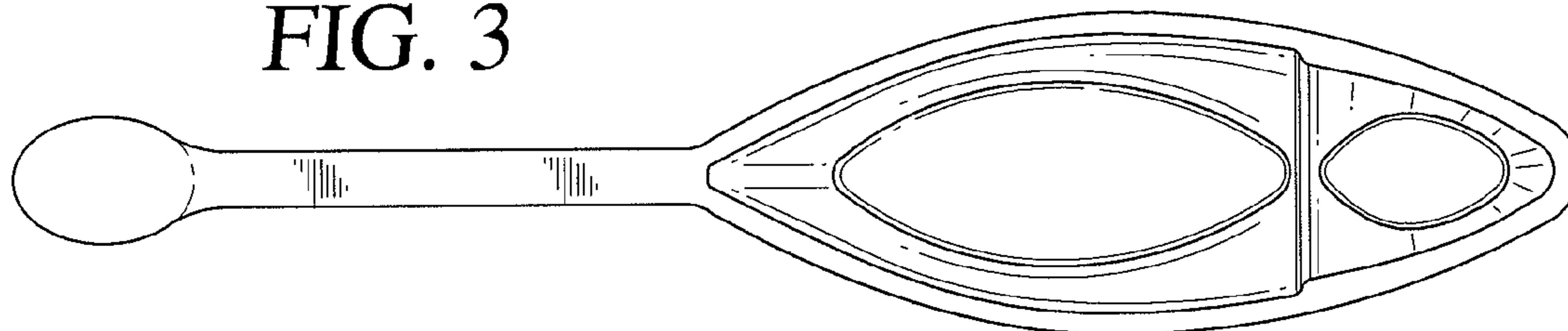


FIG. 6