



US00D572088S

(12) **United States Design Patent**
de Bretton Gordon

(10) **Patent No.:** **US D572,088 S**

(45) **Date of Patent:** **** Jul. 1, 2008**

(54) **CUTLERY SET**

(75) Inventor: **Iain Paul de Bretton Gordon,**
Warwickshire (GB)

(73) Assignee: **Robert Welch Designs Limited,**
Gloucestershire (GB)

(**) Term: **14 Years**

(21) Appl. No.: **29/265,760**

(22) Filed: **Sep. 8, 2006**

(30) **Foreign Application Priority Data**

Mar. 10, 2006 (EM) 000496419

(51) **LOC (8) Cl.** **07-03**

(52) **U.S. Cl.** **D7/645**

(58) **Field of Classification Search** D7/368,
D7/401.2, 642-664, 688-692, 669, 675, 676,
D7/683; 30/137, 141, 142, 340, 147-150,
30/322-329, 342-345; 416/70 R

See application file for complete search history.

(56) **References Cited**

U.S. PATENT DOCUMENTS

D84,654 S *	7/1931	Saarinen	D7/649
D231,893 S *	6/1974	Manderfield	D7/653
D407,611 S *	4/1999	Shane-Schuldt	D7/653
D440,831 S *	4/2001	Welch et al.	D7/645
D455,936 S *	4/2002	Welch	D7/645
D490,280 S *	5/2004	Shane-Schuldt	D7/653
D492,549 S *	7/2004	Welch	D7/645
D493,337 S *	7/2004	Welch	D7/663
D497,083 S *	10/2004	Welch	D7/645
D512,267 S	12/2005	Szekely		
D514,898 S *	2/2006	Poupel	D7/653

* cited by examiner

Primary Examiner—Caron D. Veynar

Assistant Examiner—Ricky Pham

(74) *Attorney, Agent, or Firm*—MacMillan, Sobanski & Todd, LLC

(57) **CLAIM**

The ornamental design for a cutlery set, as shown and described.

DESCRIPTION

FIG. 1 is a perspective view of the claimed cutlery set embodied in a table knife;

FIG. 2 is a right side view thereof, with the left side view being a mirror image thereof;

FIG. 3 is a front view thereof;

FIG. 4 is a rear view thereof;

FIG. 5 is a bottom view thereof;

FIG. 6 is a top view thereof;

FIG. 7 is a perspective view of the claimed cutlery set embodied in a fork;

FIG. 8 is a front view thereof;

FIG. 9 is a rear view thereof;

FIG. 10 is a right side view thereof, with the left side view being a mirror image thereof;

FIG. 11 is a bottom view thereof;

FIG. 12 is a top view thereof;

FIG. 13 is a perspective view of the claimed cutlery set embodied in a spoon;

FIG. 14 is a front view thereof;

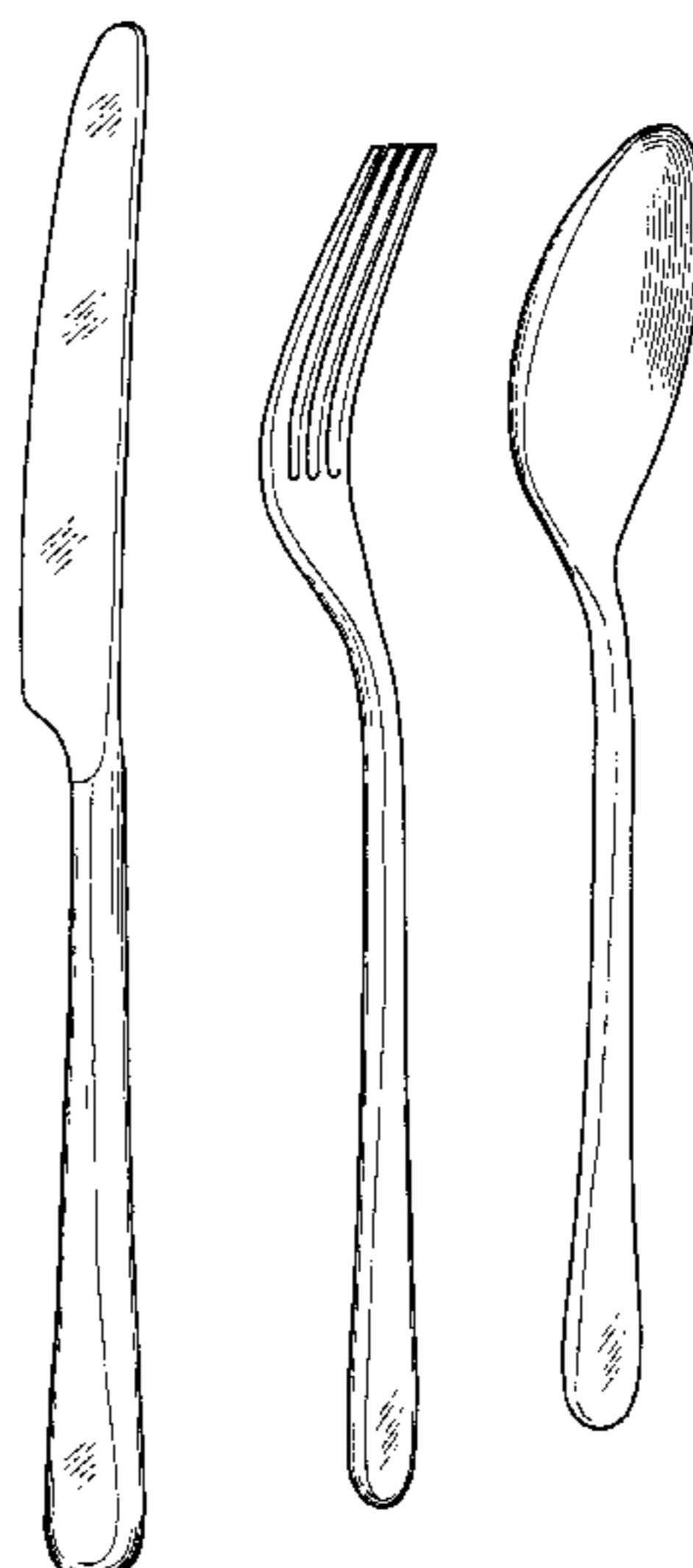
FIG. 15 is a rear view thereof;

FIG. 16 is a right side view thereof, with the left side view being a mirror image thereof;

FIG. 17 is a bottom view thereof; and,

FIG. 18 is a top view thereof.

1 Claim, 9 Drawing Sheets



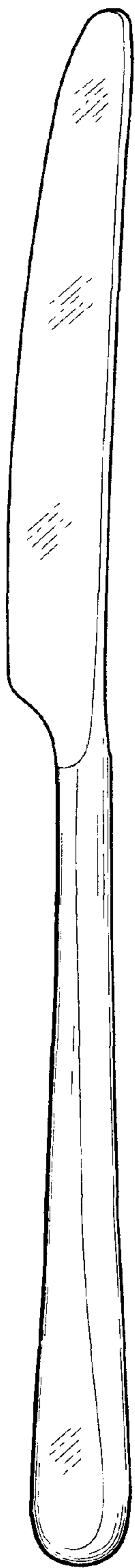


FIG. 1

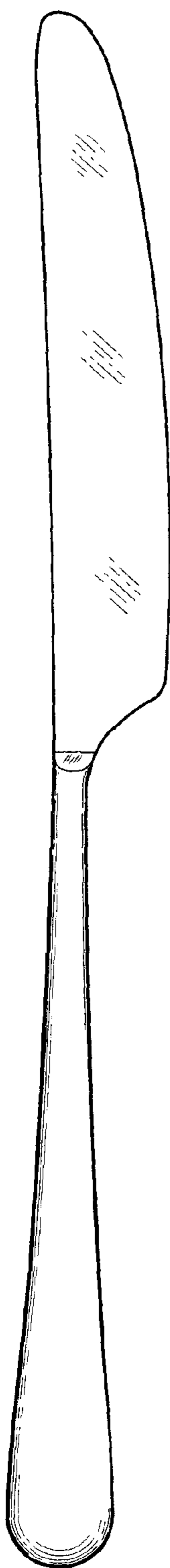


FIG. 2



FIG. 3



FIG. 4



FIG. 5



FIG. 6

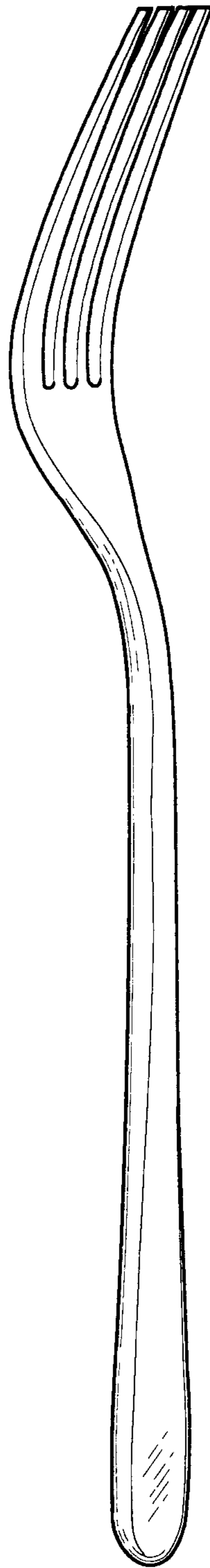


FIG. 7

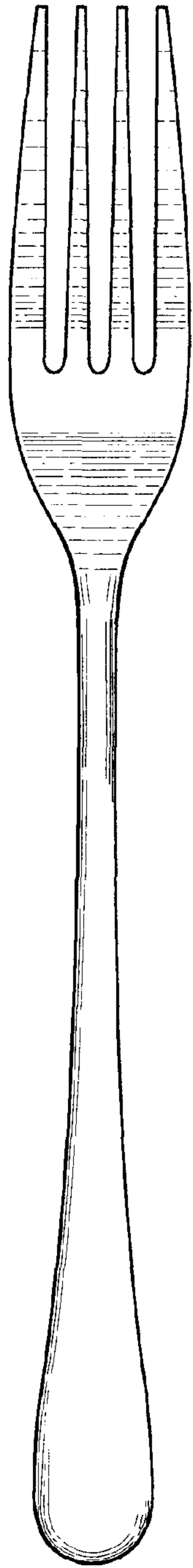


FIG. 8

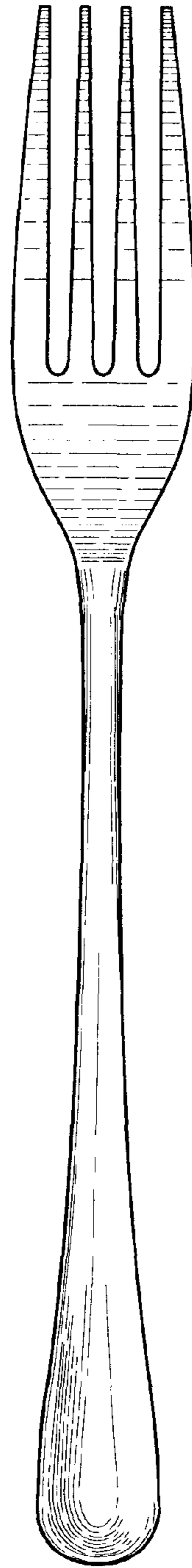


FIG. 9

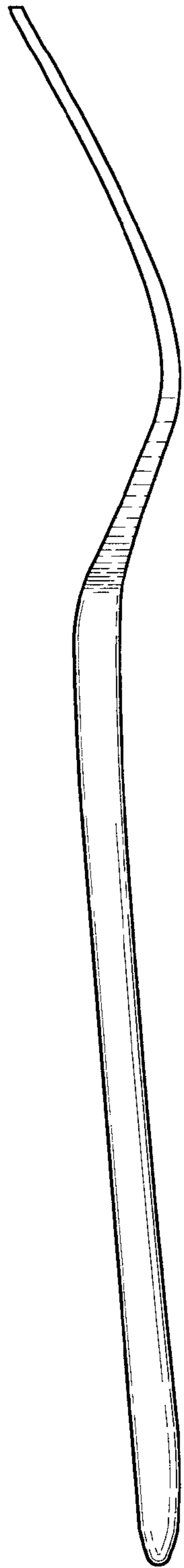


FIG. 10

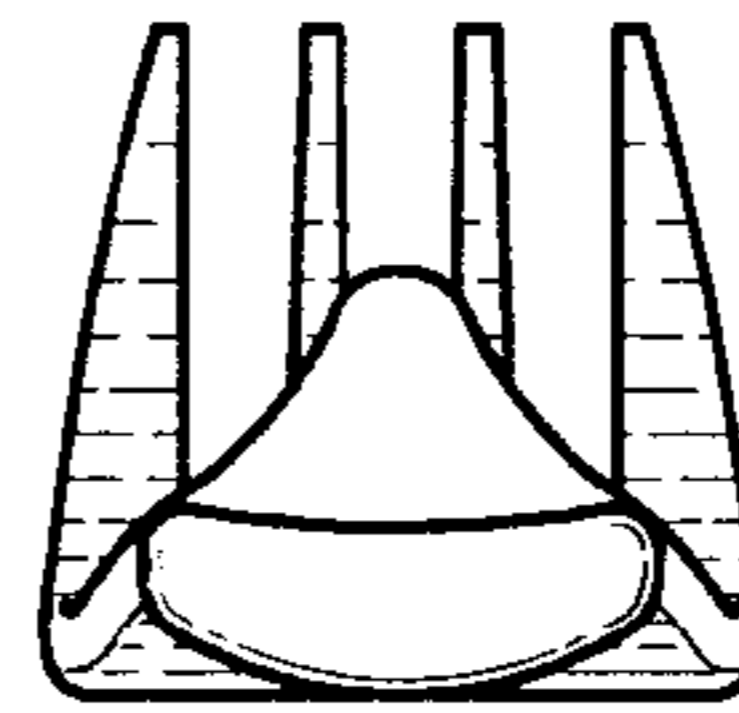


FIG. 11

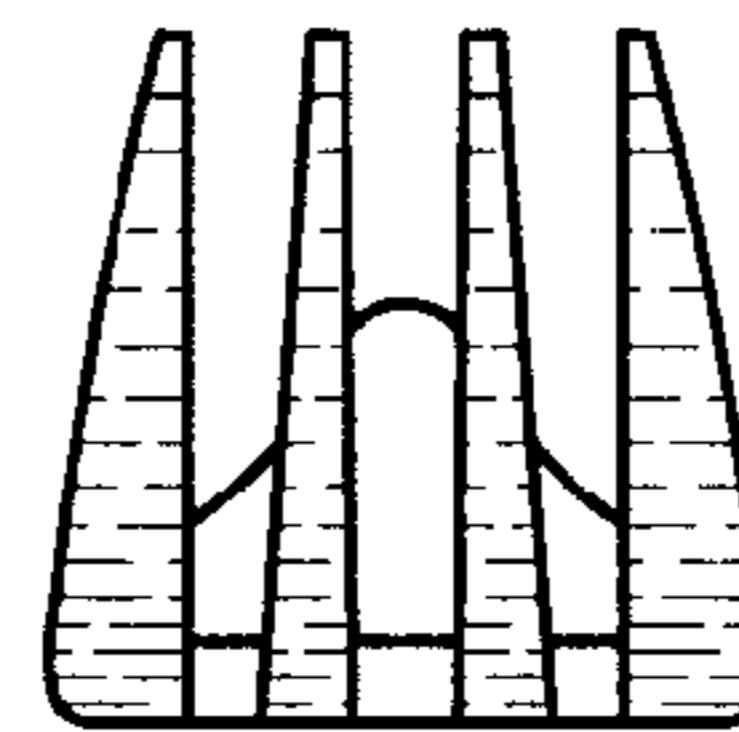


FIG. 12

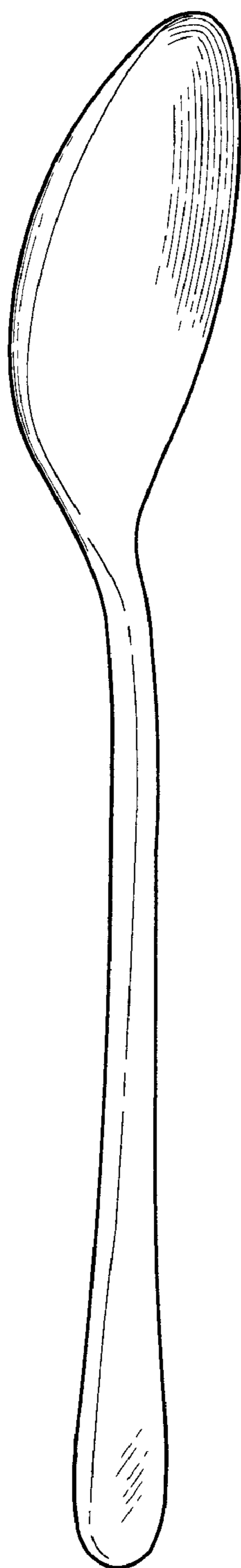


FIG. 13

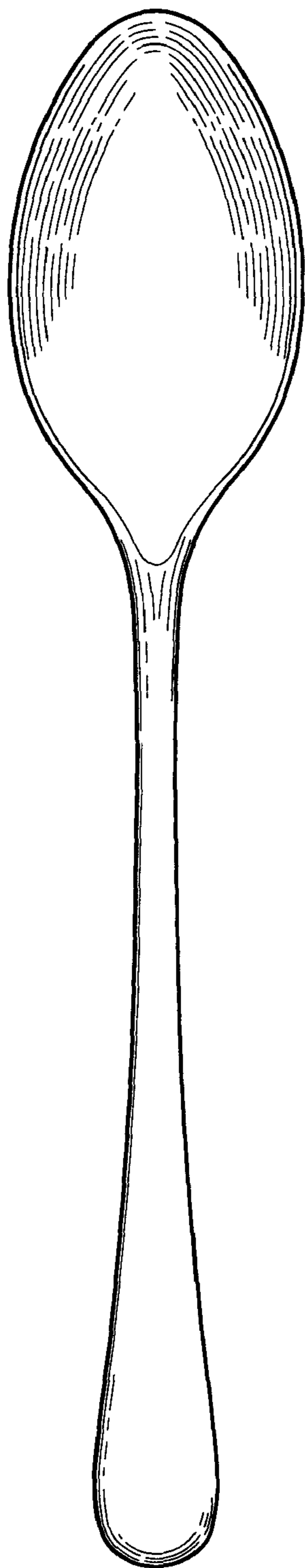


FIG. 14

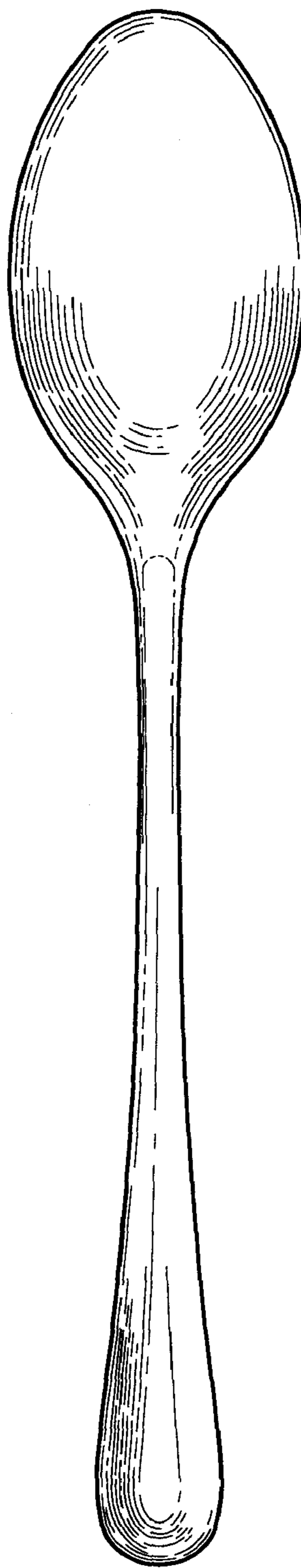


FIG. 15

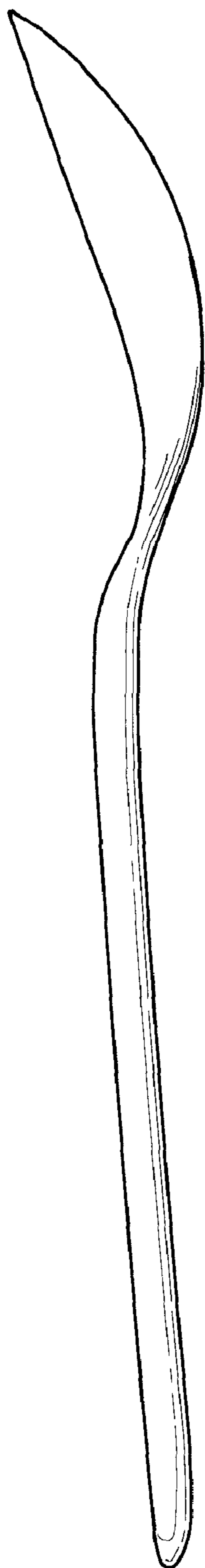


FIG. 16

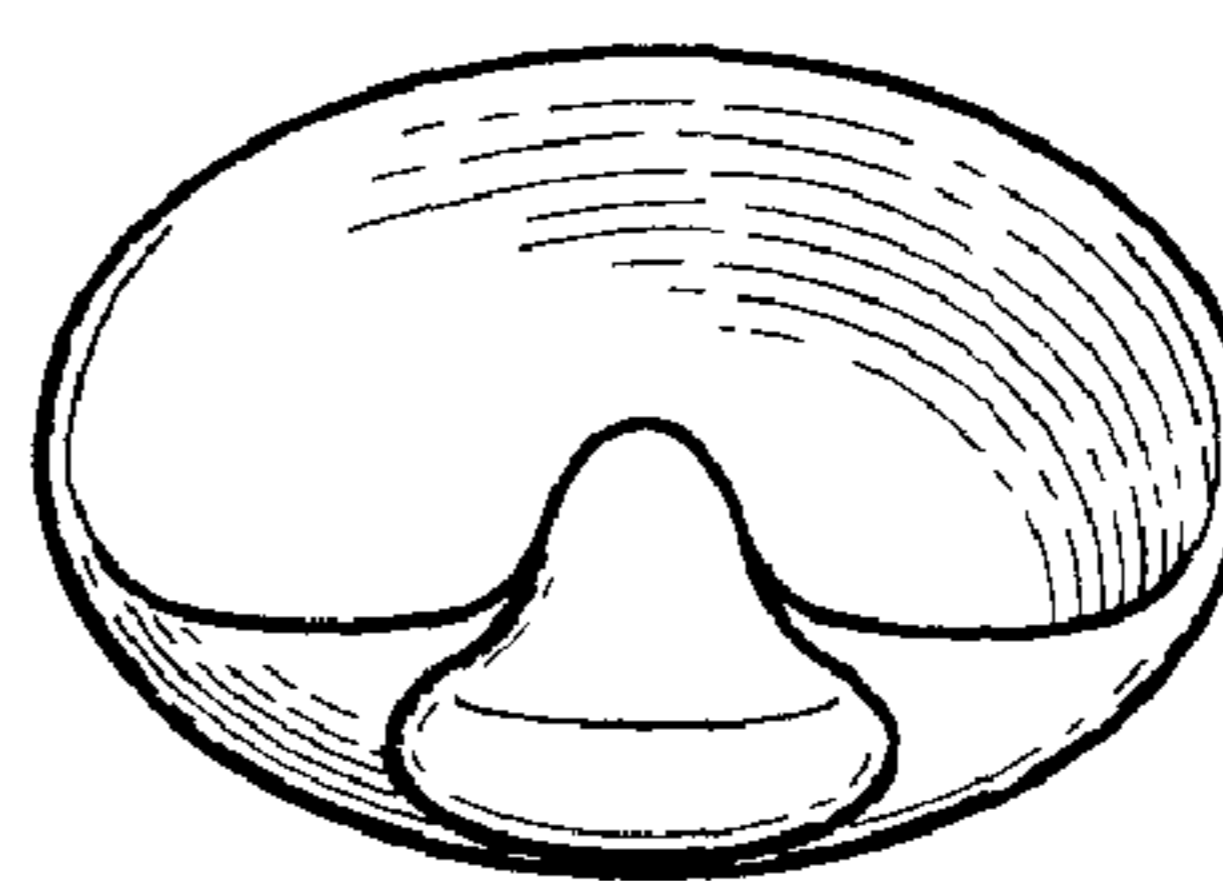


FIG. 17




FIG. 18