



US00D572048S

(12) **United States Design Patent**  
**Weimer et al.**

(10) **Patent No.:** **US D572,048 S**  
(45) **Date of Patent:** **\*\* Jul. 1, 2008**

- (54) **BENCH SUPPORT**
- (75) Inventors: **Kent Weimer**, Columbia City, IN (US);  
**Douglas Garofalo**, Chicago, IL (US);  
**Grant Gibson**, Chicago, IL (US)
- (73) Assignee: **Wabash Valley Mfg., Inc.**, Silver Lake,  
IN (US)
- (\*\*) Term: **14 Years**
- (21) Appl. No.: **29/288,673**
- (22) Filed: **Jun. 19, 2007**

D345,261 S	3/1994	Chen
D357,590 S	4/1995	Noll
D360,536 S	7/1995	Pelletier
5,452,936 A	9/1995	Koehring
D366,773 S	2/1996	Yurk
D366,774 S	2/1996	Frinier
D372,133 S	7/1996	Slear
D376,937 S	12/1996	Skalka
D380,313 S *	7/1997	Slear ..... D6/370
D381,826 S	8/1997	Lin
D383,615 S	9/1997	Skalka
D384,512 S	10/1997	Skalka
D386,012 S	11/1997	Skalka

- (51) **LOC (8) Cl.** ..... **06-01**
- (52) **U.S. Cl.** ..... **D6/492**
- (58) **Field of Classification Search** ..... D6/334,  
D6/335, 341, 349, 353, 354, 377, 367-369,  
D6/381, 383, 491, 500-502; 297/16.1, 16.2,  
297/232, 245, 283.2, 353, 354.1, 445.1, 448.1;  
5/12.1, 12.2  
See application file for complete search history.

(Continued)

**OTHER PUBLICATIONS**

Rhodes Bench and Model 1890 Park Bench, 2004 Sweets Catalog  
File, vol. 1.

(Continued)

*Primary Examiner*—Sandra Snapp  
(74) *Attorney, Agent, or Firm*—E. Victor Indiano; Indiano  
Vaughan LLP

(56) **References Cited**

**U.S. PATENT DOCUMENTS**

D165,710 S	1/1952	Currie et al.
D182,822 S	5/1958	Kempner, Jr.
2,917,108 A	12/1959	Moritz
D190,744 S	6/1961	Guice
D222,806 S	1/1972	Wise
D228,162 S	8/1973	Fink
3,758,152 A	9/1973	Lake
D231,963 S	7/1974	May
3,847,424 A	11/1974	Nielson
3,910,631 A	10/1975	Inaba
4,023,859 A	5/1977	Hagenson
D261,968 S *	11/1981	Caldwell ..... D6/492
D277,442 S	2/1985	Crowell
D278,776 S	5/1985	Kime
4,522,443 A	6/1985	Van Blankenburg
D294,782 S	3/1988	Balderi
D325,304 S *	4/1992	Grosfillex ..... D6/370
D327,778 S	7/1992	Crawford
D327,779 S	7/1992	Jensen et al.

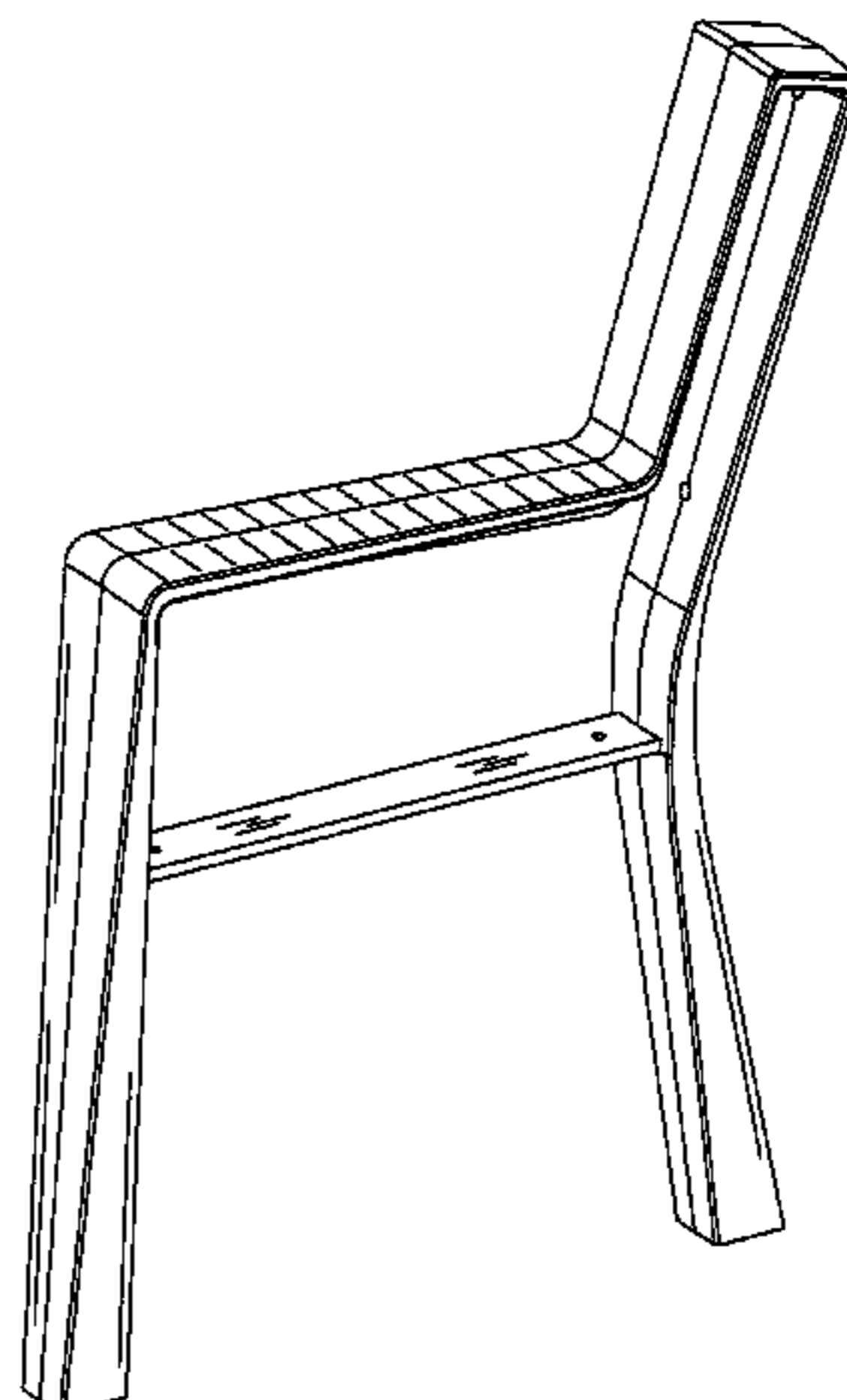
(57) **CLAIM**

The ornamental design for a bench support, as shown and  
described.

**DESCRIPTION**

FIG. 1 is a perspective view of a bench support showing our  
new design;  
FIG. 2 is a left side view thereof;  
FIG. 3 is a front view thereof;  
FIG. 4 is a rear view thereof;  
FIG. 5 is a right side view thereof;  
FIG. 6 is a top view thereof; and,  
FIG. 7 is a bottom view thereof.

**1 Claim, 4 Drawing Sheets**



# US D572,048 S

Page 2

---

## U.S. PATENT DOCUMENTS

D396,963 S 8/1998 Jeng  
D399,662 S 10/1998 Jeng  
D399,667 S 10/1998 Muller  
D401,770 S 12/1998 Jeng  
D402,816 S 12/1998 Jeng  
D409,011 S 5/1999 Jeng  
D409,401 S 5/1999 Jeng  
D409,402 S 5/1999 Jeng  
D409,410 S 5/1999 Jeng  
D409,850 S 5/1999 Jeng  
D419,004 S 1/2000 Collins  
D419,341 S 1/2000 Chipman  
D420,825 S 2/2000 Lin  
D425,718 S 5/2000 van Valderen  
D454,436 S 3/2002 Shilling  
D458,475 S 6/2002 Heckt et al.

D468,126 S 1/2003 Pappas  
D476,794 S \* 7/2003 Vazquez ..... D2/829  
D523,263 S 6/2006 Skalka  
D527,922 S 9/2006 Shilling

## OTHER PUBLICATIONS

2006 "Plastisol" Coated Furniture Catalog, Wabash Valley Manufacturing, Inc.  
Vinyl Coated Steel Recreational Furniture 1998 Catalog, Diversified Metal Fabricators, Inc.  
Superior Line Outdoor/Indoor Furniture 1996 Catalog, Fusion Coatings, Inc., p. 13.  
Specializing in Vinyl Coated Steel Recreational Furniture Catalog, Diversified Metal Fabricators, Inc., 12<sup>th</sup> Edition, Jan. 1996.  
2003 Fusion Coatings catalog, pp. 49-55.  
National Center on Accessibility, Jan. 28, 2005, [www.naonline.org](http://www.naonline.org).

\* cited by examiner

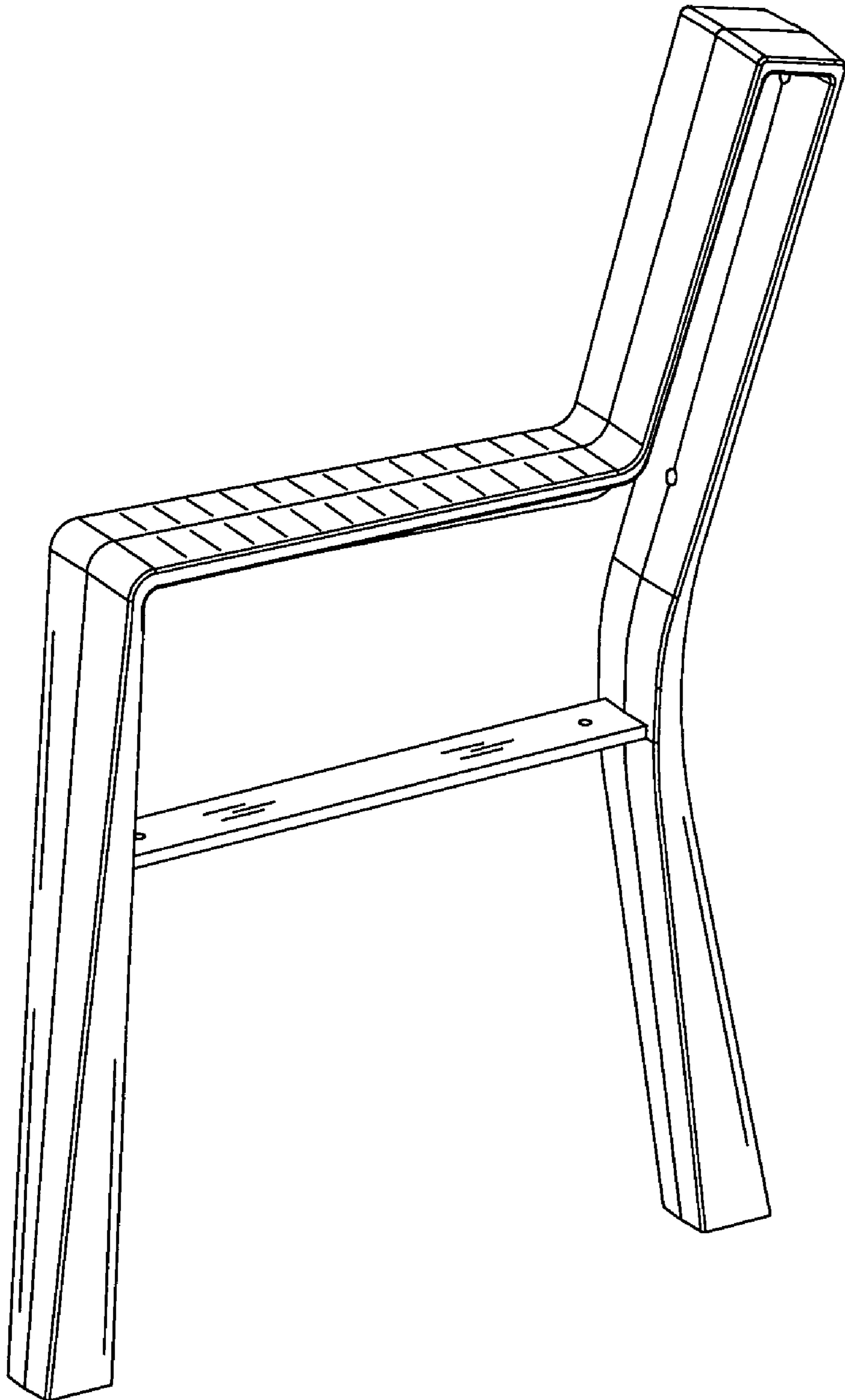


FIG. 1

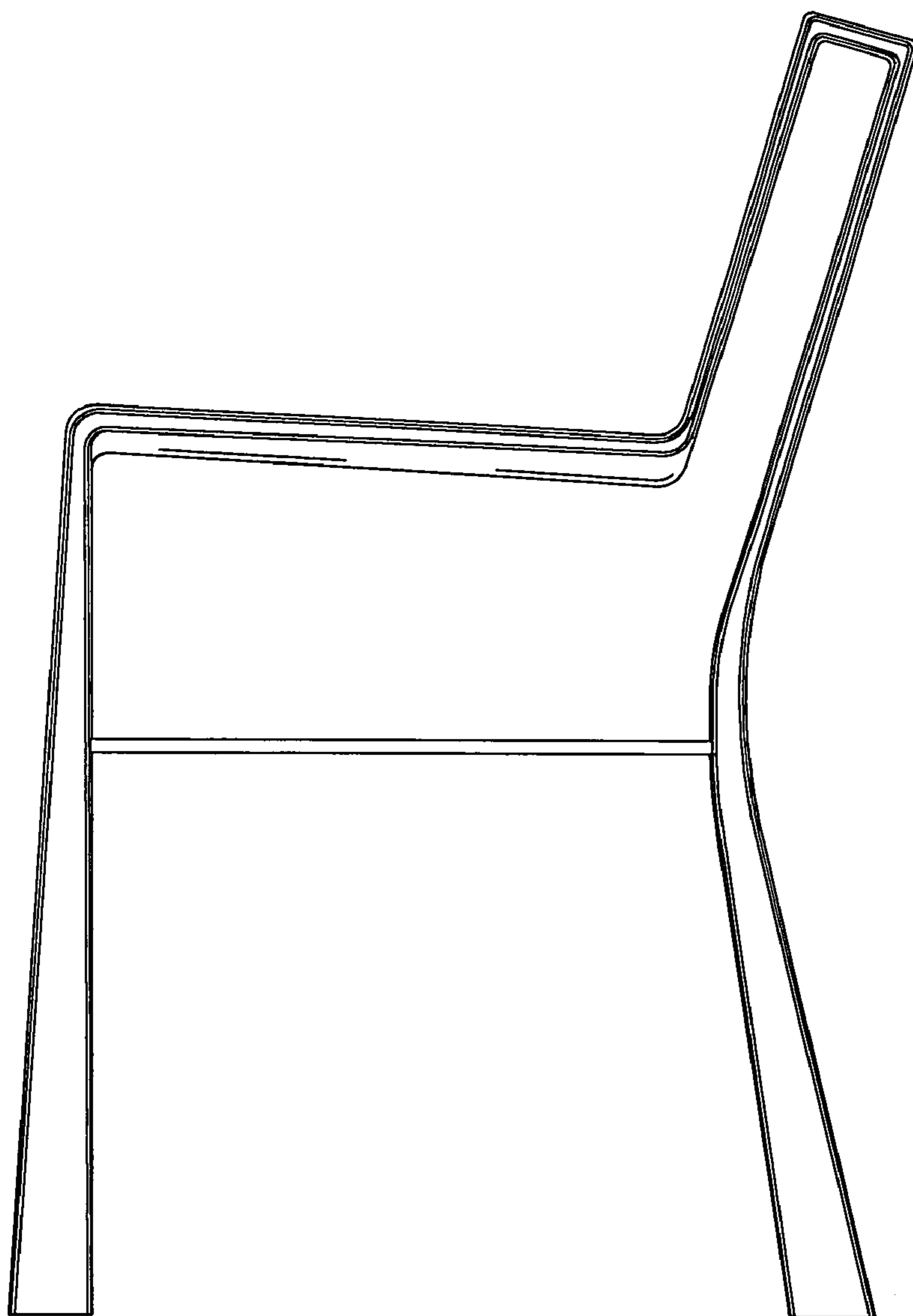


FIG. 2

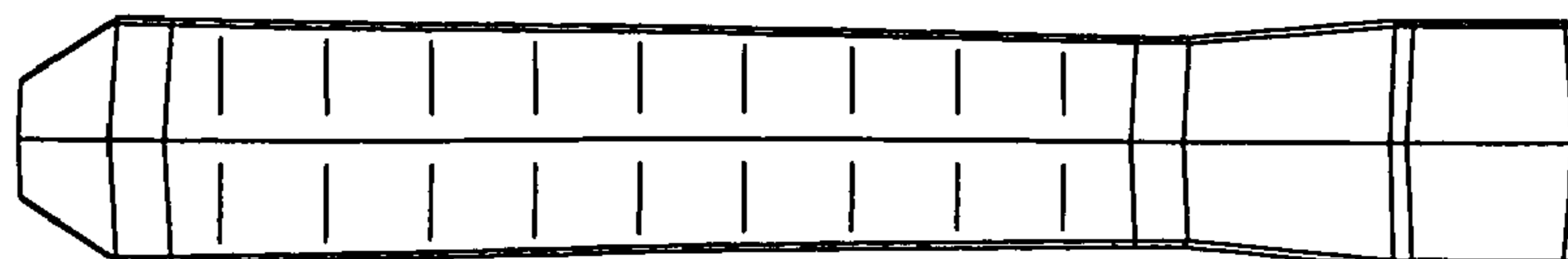


FIG. 6

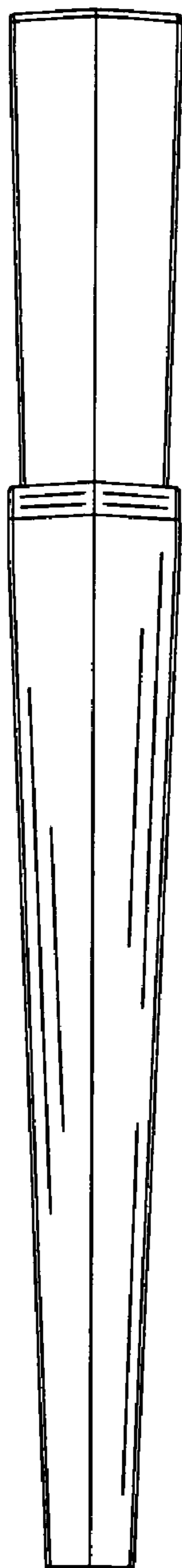


FIG. 3




FIG. 4

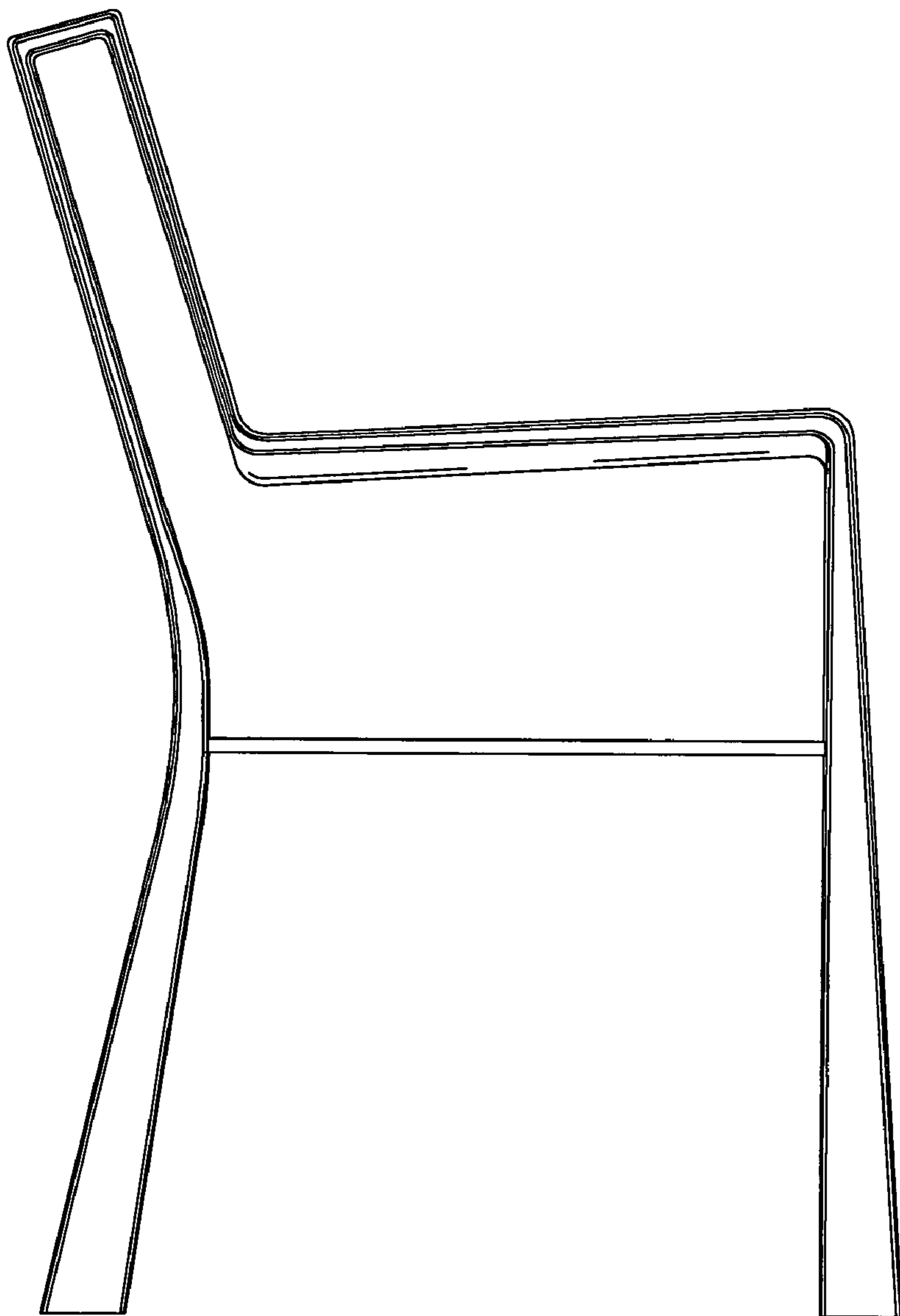


FIG. 5




FIG. 7