



US00D572041S

(12) **United States Design Patent**  
**Woolnough et al.**

(10) **Patent No.:** **US D572,041 S**  
(45) **Date of Patent:** **\*\* Jul. 1, 2008**

(54) **RECEPTACLE FOR DISPLAYING AND/OR DISPENSING ARTICLES**

(75) Inventors: **Andrew Charles Woolnough**, Kent (GB); **Thomas David Harvey**, Hampshire (GB)

(73) Assignee: **EML Limited**, Hampshire (GB)

(\*\*) Term: **14 Years**

(21) Appl. No.: **29/247,700**

(22) Filed: **Jul. 3, 2006**

(51) **LOC (8) Cl.** ..... **06-04**

(52) **U.S. Cl.** ..... **D6/457**

(58) **Field of Classification Search** ..... D6/457,  
D6/466-469, 449, 455, 396; 211/58, 1, 13.1,  
211/131.1, 144, 163, 126, 85.2, 49.1, 53,  
211/40, 95, 166; D25/131-134, 126, 152,  
D25/153

See application file for complete search history.

(56) **References Cited**

**U.S. PATENT DOCUMENTS**

D240,579 S *	7/1976	Bower	.....	D6/407
D318,581 S *	7/1991	DiDomenico	.....	D6/457
D323,084 S *	1/1992	Macomber Jones	.....	D6/457
D333,929 S *	3/1993	Sandor	.....	D6/457
D344,647 S *	3/1994	Clough	.....	D6/457
D393,959 S *	5/1998	Geier et al.	.....	D6/457

D393,960 S *	5/1998	Geier et al.	.....	D6/457
D394,964 S *	6/1998	Geier et al.	.....	D6/457
D438,049 S *	2/2001	Demeter	.....	D6/630
D534,372 S *	1/2007	Babbino et al.	.....	D6/457
D555,395 S *	11/2007	Babbino et al.	.....	D6/457

**OTHER PUBLICATIONS**

[http://www.veliva.com/products\\_bingo.html](http://www.veliva.com/products_bingo.html), Dec. 6, 2006.

\* cited by examiner

*Primary Examiner*—Caron D. Veynar

*Assistant Examiner*—Sydney R Buffalow

(74) *Attorney, Agent, or Firm*—Renner, Otto, Boisselle & Sklar, LLP

(57) **CLAIM**

The ornamental design for a receptacle for displaying and/or dispensing articles, as shown and described.

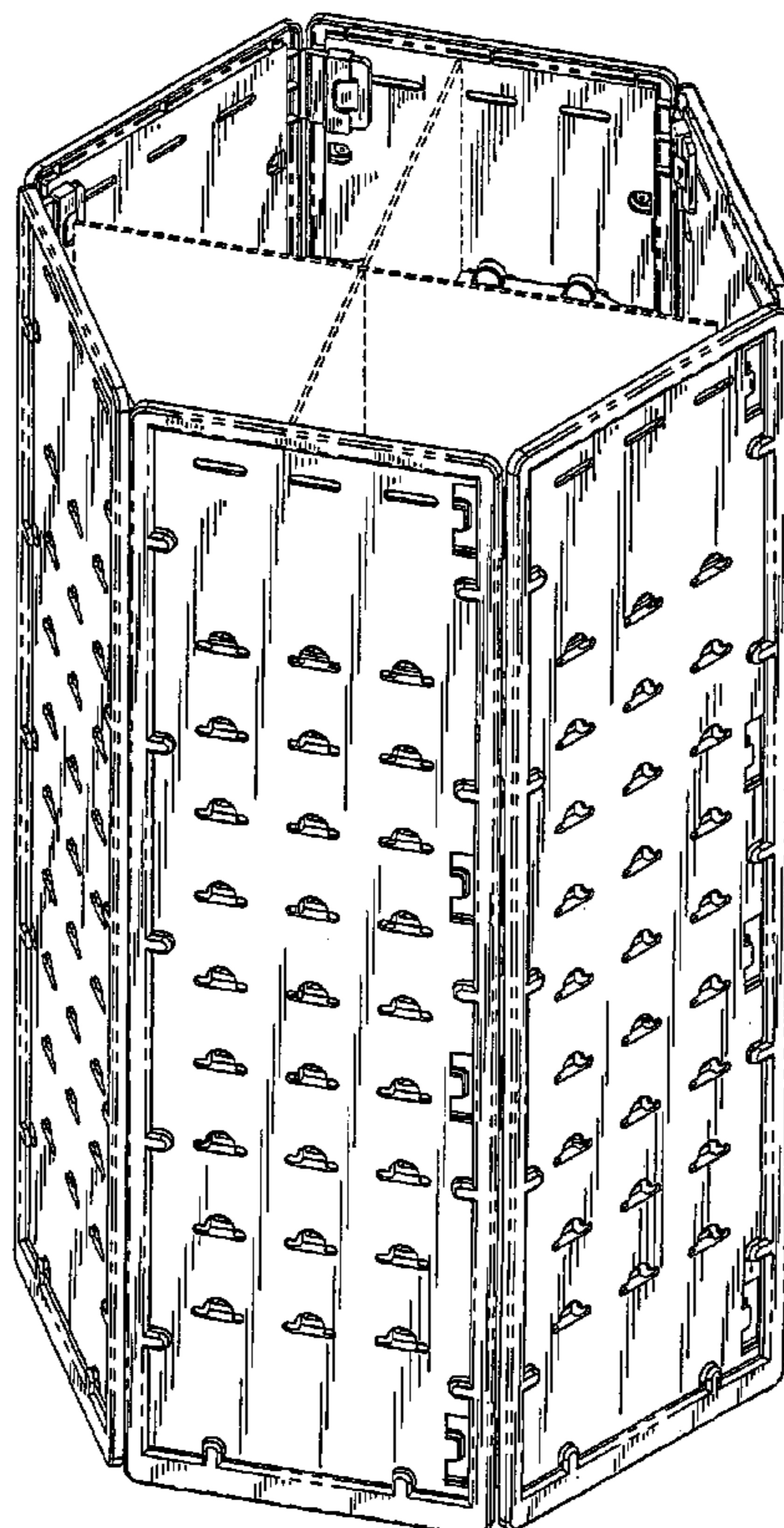
**DESCRIPTION**

FIG. 1 is a top, front perspective view of a receptacle for displaying and/or dispensing articles showing our new design.

FIG. 2 is a front elevational view of the receptacle for displaying and/or dispensing articles of FIG. 1, the left side, right side and rear elevational views being the same; and,

FIG. 3 is a top plan view of the receptacle for displaying and/or dispensing articles of FIG. 1.

**1 Claim, 3 Drawing Sheets**



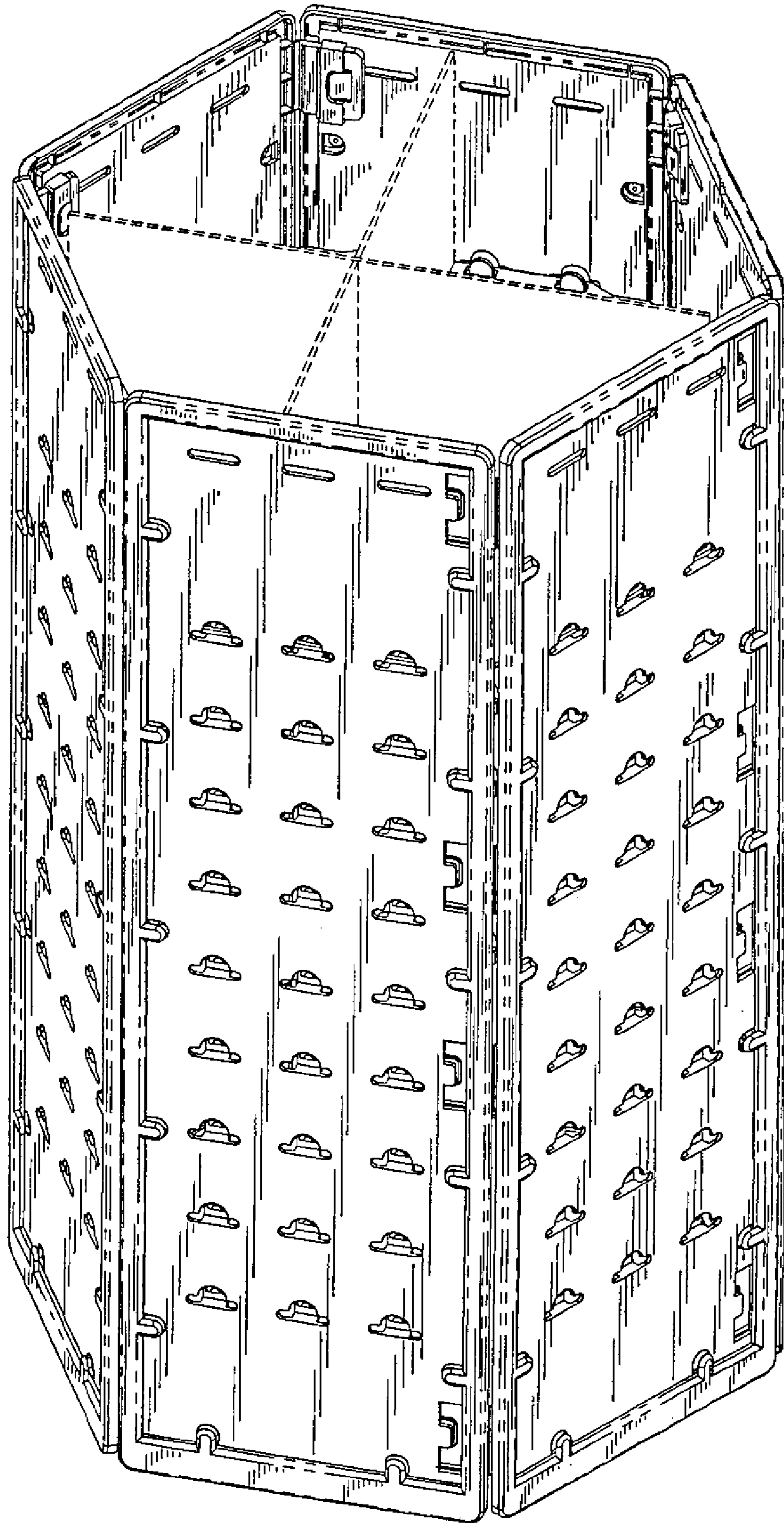


FIG. 1

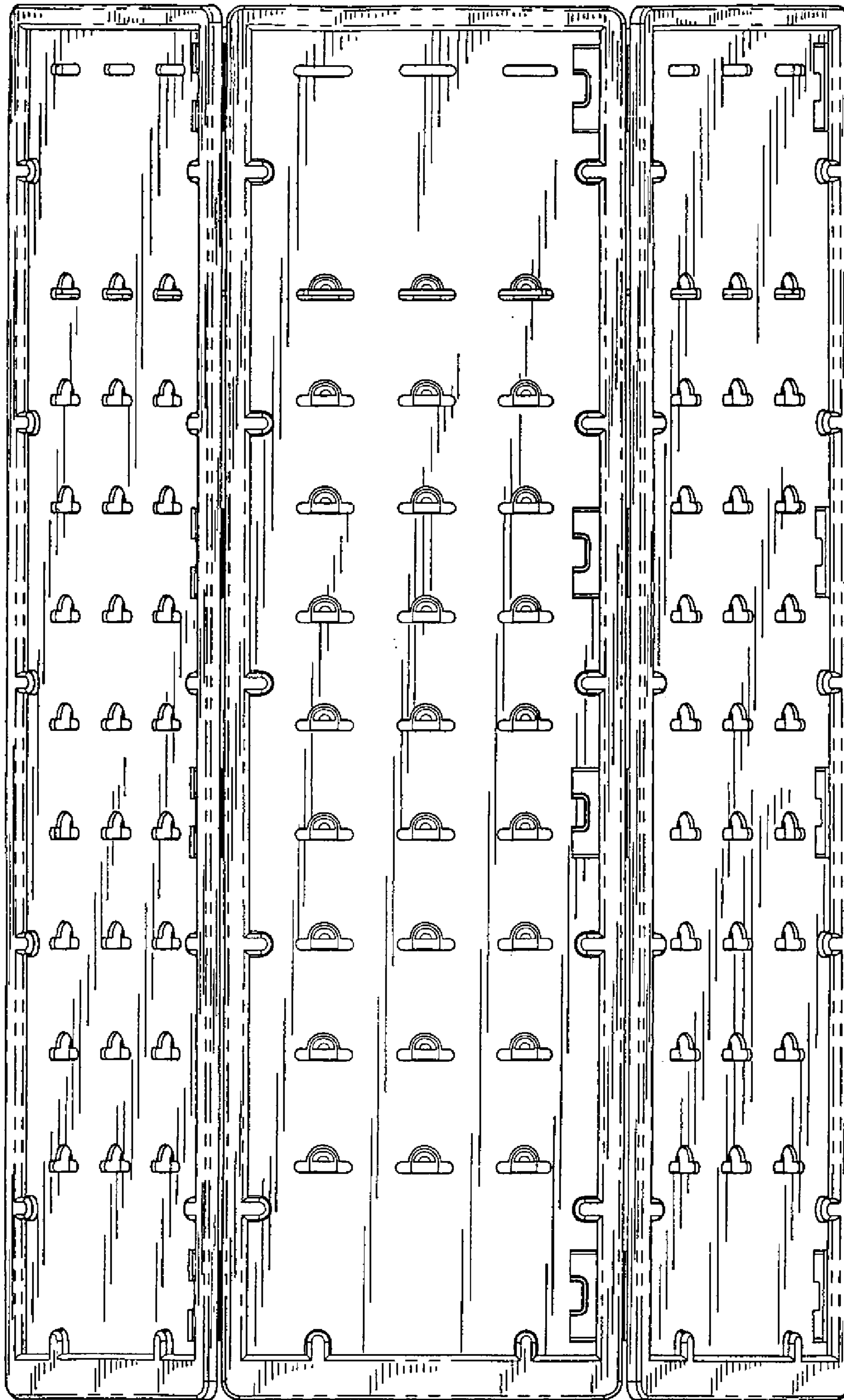


FIG. 2

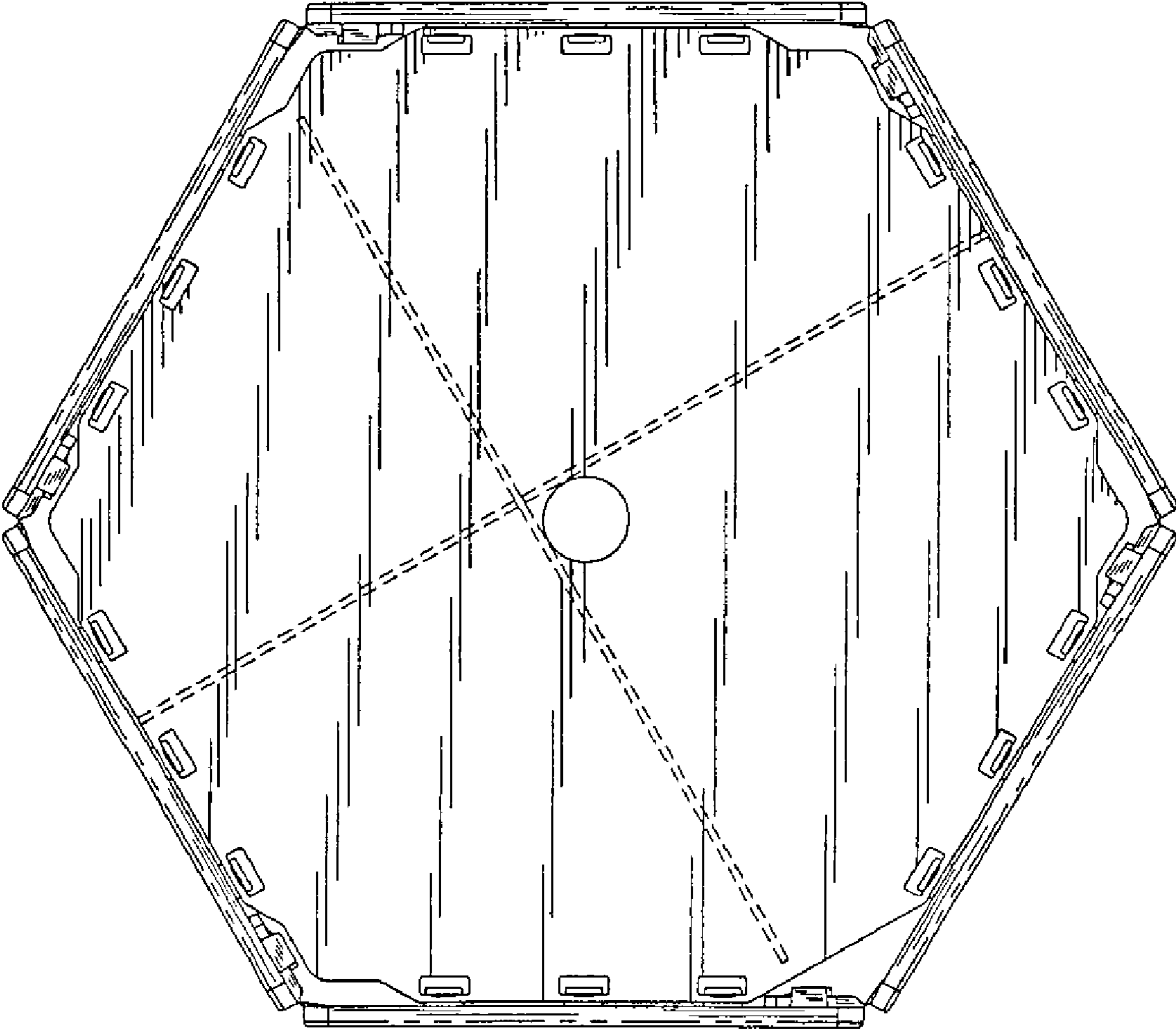


FIG. 3