



US00D572024S

(12) **United States Design Patent**
Shapiro

(10) **Patent No.:** **US D572,024 S**
(45) **Date of Patent:** **** Jul. 1, 2008**

(54) **LOCKER MIRROR**

(75) Inventor: **David Shapiro**, Chicago, IL (US)

(73) Assignee: **It's Academic of Illinois, Inc.**,
Northbrook, IL (US)

(**) Term: **14 Years**

(21) Appl. No.: **29/292,761**

(22) Filed: **Oct. 26, 2007**

(51) **LOC (8) Cl.** **06-07**

(52) **U.S. Cl.** **D6/301**

(58) **Field of Classification Search** D6/300-314;
40/700, 730, 780, 781, 725, 739, 765, 749,
40/735, 711, 722, 727; D20/40; 362/141;
D14/254; D19/91; 359/854, 850, 855; 248/466
See application file for complete search history.

(56) **References Cited**

U.S. PATENT DOCUMENTS

| | | | | |
|---------------|---------|------------|-------|---------|
| D17,386 S * | 6/1887 | Converse | | D20/40 |
| 1,451,236 A * | 4/1923 | Stanfield | | 248/466 |
| 1,647,031 A * | 10/1927 | Additon | | 359/854 |
| 1,859,592 A * | 5/1932 | Marchand | | 362/141 |
| 2,201,251 A * | 5/1940 | Van Patten | | 362/141 |
| 3,132,432 A * | 5/1964 | Yee | | 40/730 |
| D241,800 S * | 10/1976 | Van Patten | | D6/301 |
| D247,276 S * | 2/1978 | Smith | | D6/310 |
| D267,174 S * | 12/1982 | Fox et al. | | D14/254 |
| D292,807 S * | 11/1987 | Visnapuu | | D19/91 |

| | | | | |
|--------------|---------|----------------|-------|---------|
| D331,216 S * | 11/1992 | McGouldrick | | D12/187 |
| D370,129 S * | 5/1996 | Freudenfeld | | D6/301 |
| D387,568 S * | 12/1997 | Walters et al. | | D6/312 |
| D391,773 S * | 3/1998 | Zaidman et al. | | D6/312 |
| D392,468 S * | 3/1998 | O'Reilly | | D6/310 |
| D407,562 S * | 4/1999 | Zaidman | | D6/302 |
| D552,851 S * | 10/2007 | Abrahamian | | D6/301 |

* cited by examiner

Primary Examiner—Caron D. Veynar

Assistant Examiner—Sydney R Buffalow

(74) *Attorney, Agent, or Firm*—Wood, Phillips, Katz, Clark & Mortimer

(57) **CLAIM**

The ornamental design for a locker mirror, as shown and described.

DESCRIPTION

FIG. 1 is a perspective view of the locker mirror showing my new design in an open position;

FIG. 2 is a front elevational view of the locker mirror in a closed position;

FIG. 3 is a left side elevational view thereof;

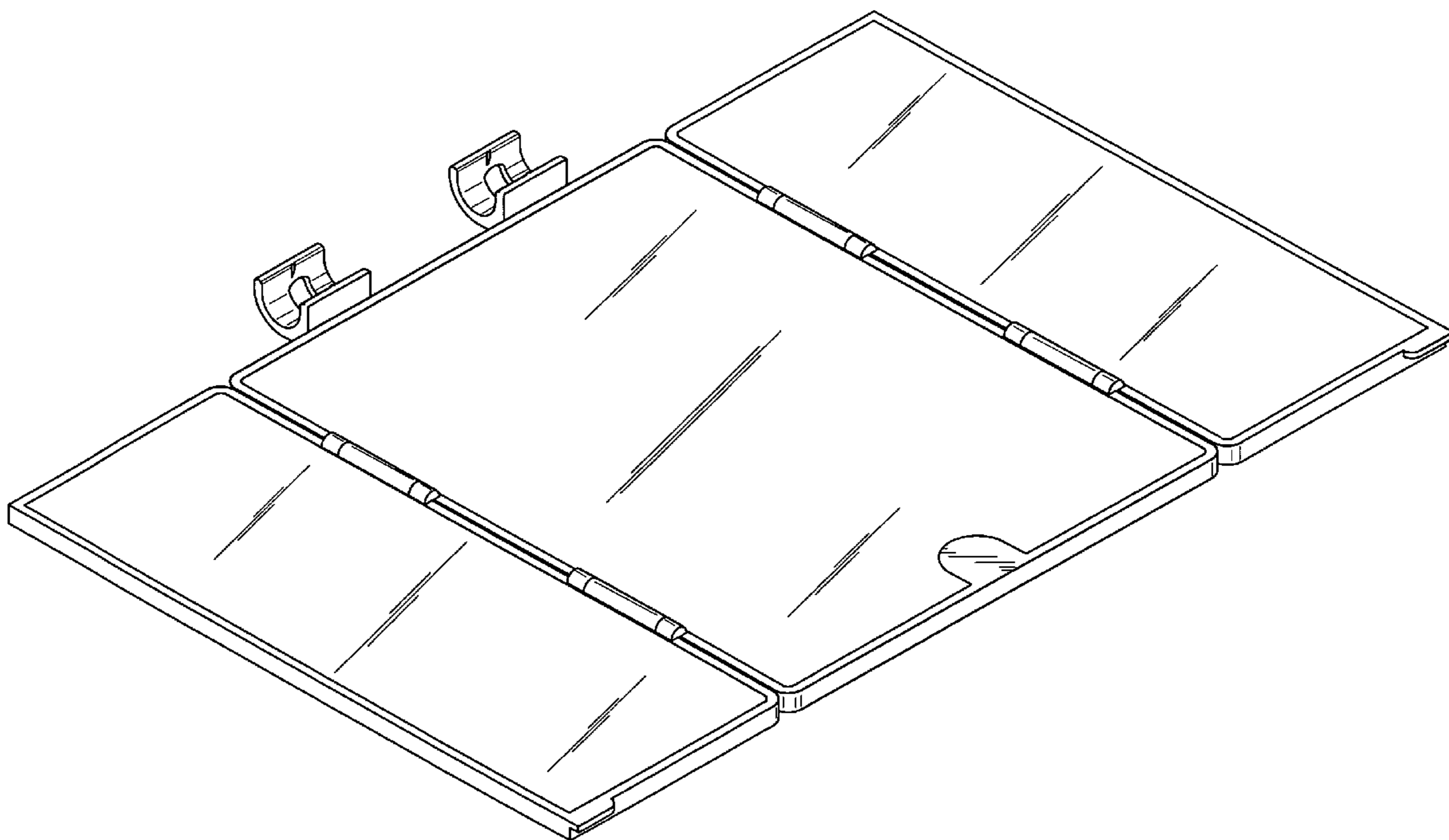
FIG. 4 is a right side elevational view thereof;

FIG. 5 is a top plan view thereof; and,

FIG. 6 is a bottom plan view thereof.

The rear thereof is non-ornamental in design.

1 Claim, 3 Drawing Sheets



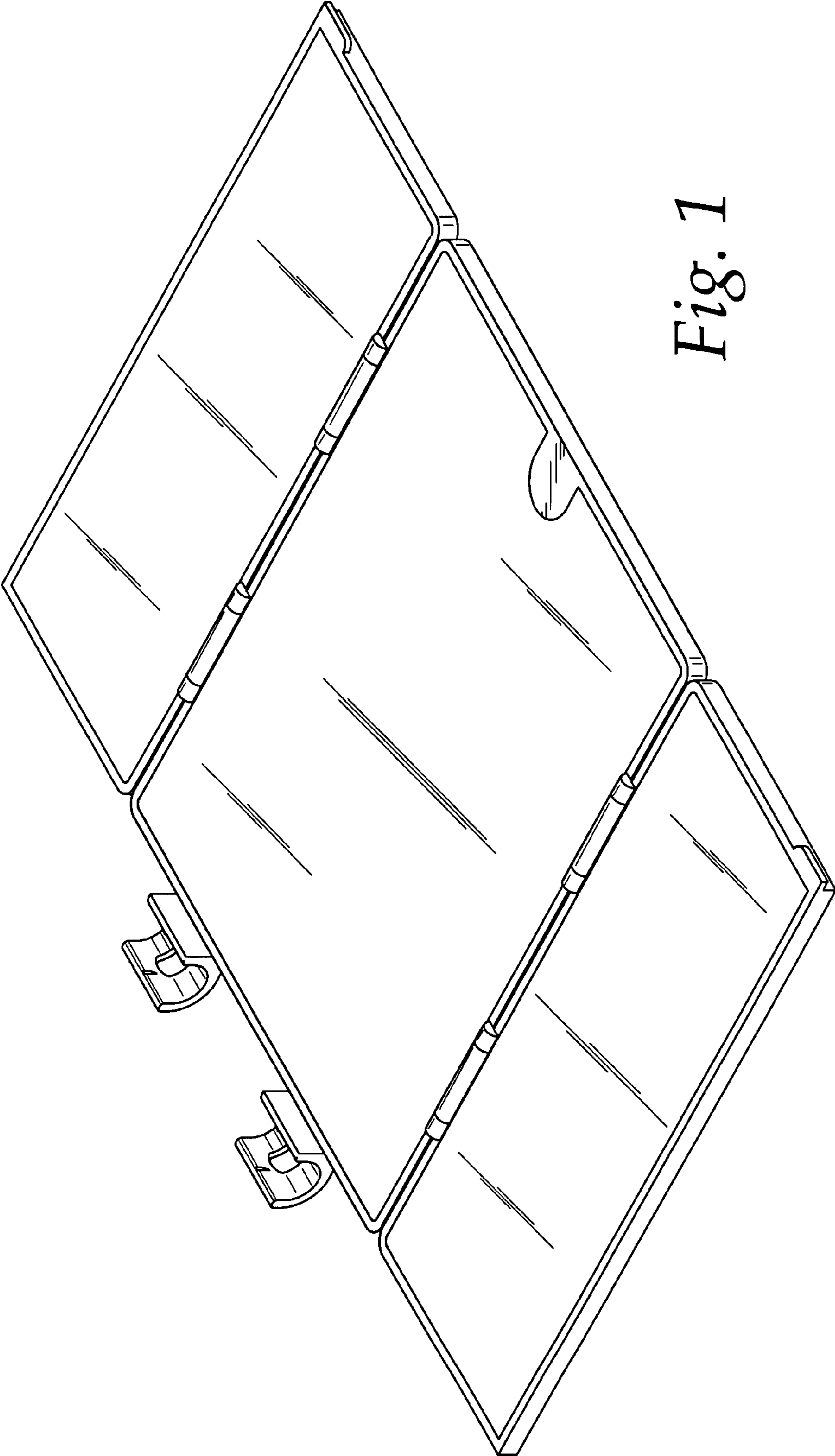
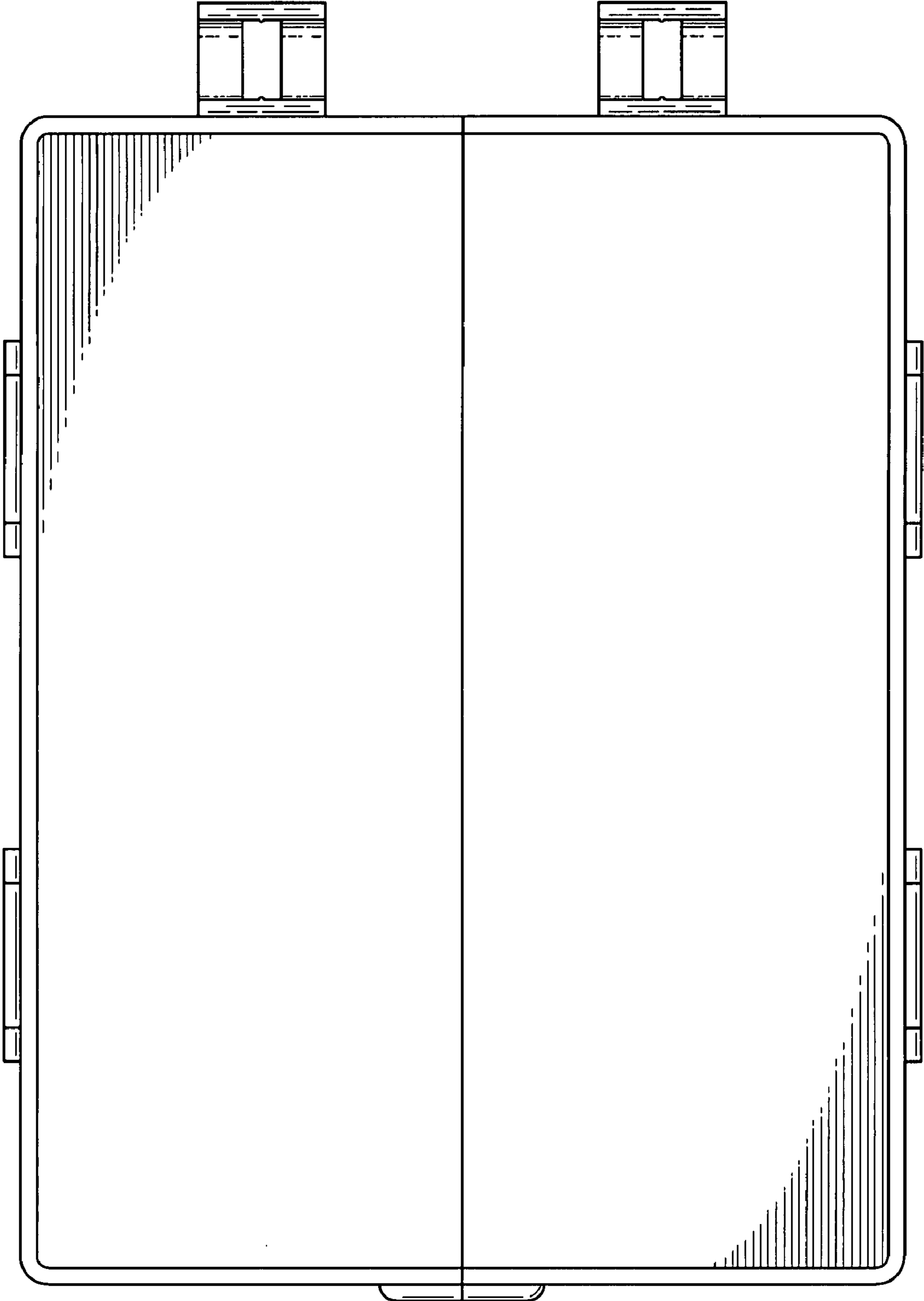


Fig. 1

Fig. 2



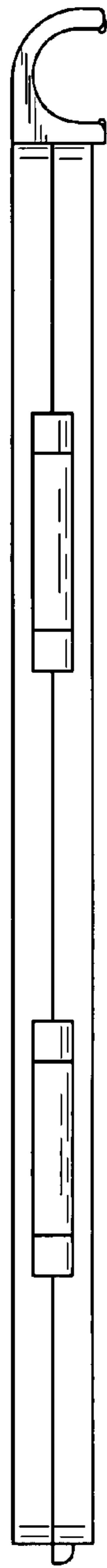


Fig. 3

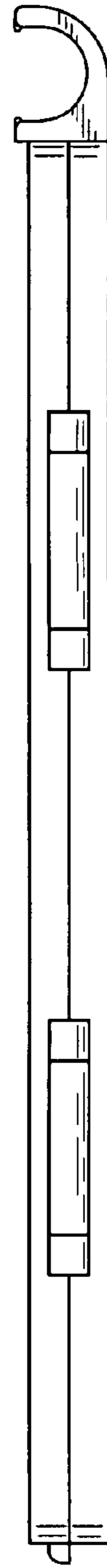


Fig. 4

Fig. 5

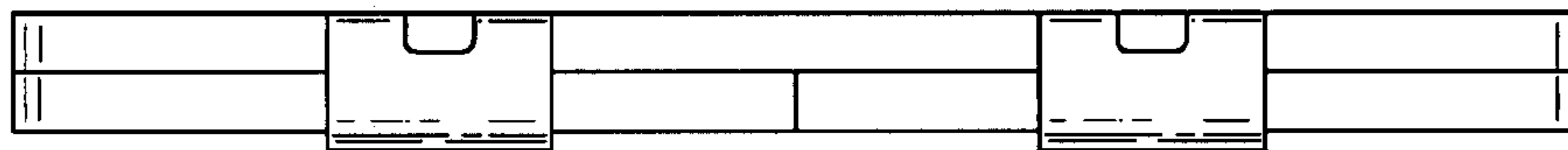


Fig. 6

