



US00D572022S

(12) **United States Design Patent**
Mayer et al.

(10) **Patent No.:** **US D572,022 S**
(45) **Date of Patent:** **** Jul. 1, 2008**

(54) **MIRROR FRAME**

D388,962 S * 1/1998 Zaidman D6/300
D415,356 S * 10/1999 Trombly D6/300
D541,054 S * 4/2007 Schwind D6/300

(75) Inventors: **Robert Mayer**, Deerfield Beach, FL
(US); **Scott Bourne**, Deerfield Beach,
FL (US); **Juan Plasencia**, Deerfield
Beach, FL (US)

* cited by examiner

Primary Examiner—Caron D. Veynar
Assistant Examiner—Sydney R Buffalow
(74) *Attorney, Agent, or Firm*—Fross Zelnick Lehrman &
Zissu, P.C.; Lawrence E. Apolzon, Esq.

(73) Assignee: **Deco Lav, Inc.**, Deerfield Beach, FL
(US)

(**) Term: **14 Years**

(57) **CLAIM**

(21) Appl. No.: **29/291,216**

The ornamental design for a mirror frame, as shown and
described.

(22) Filed: **Aug. 16, 2007**

(51) **LOC (8) Cl.** **06-07**

(52) **U.S. Cl.** **D6/300**

(58) **Field of Classification Search** D6/300–314,
D6/444; 40/700, 711, 714–715, 725; 160/90
See application file for complete search history.

DESCRIPTION

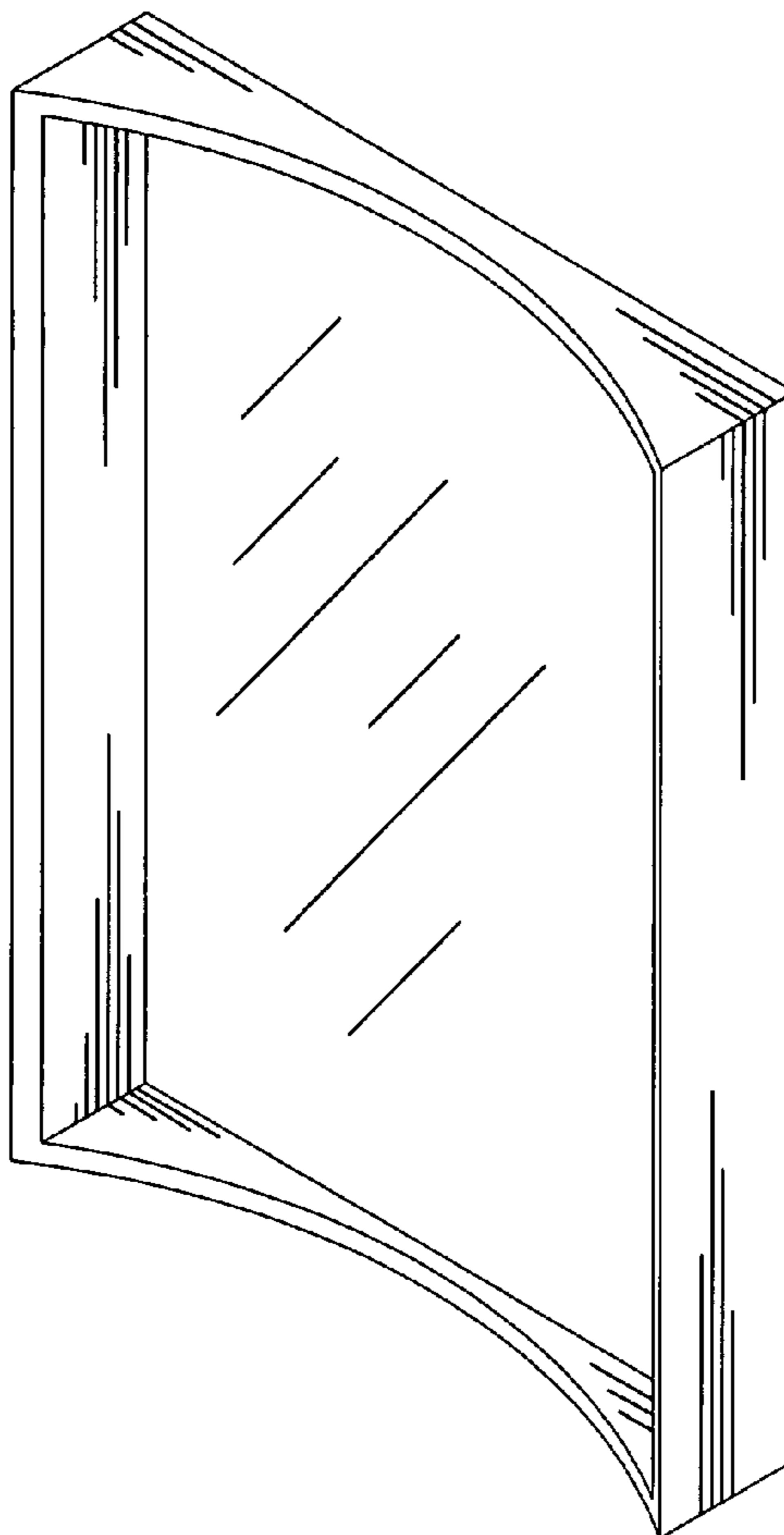
FIG. 1 is a front perspective view of the new design;
FIG. 2 is a front view of the mirror frame shown in FIG. 1;
FIG. 3 is a right side view of the mirror frame shown in FIG.
1 (with the left side view being a mirror image thereof); and,
FIG. 4 is a top view of the mirror frame shown in FIG. 1.
The bottom of the design is plain and unornamented.
The rear of the design is plain and unornamented.

(56) **References Cited**

U.S. PATENT DOCUMENTS

D169,116 S * 3/1953 Wienke D6/300
2,929,446 A * 3/1960 Kuehnlein 160/91
D378,960 S * 4/1997 Milford et al. D6/300

1 Claim, 4 Drawing Sheets



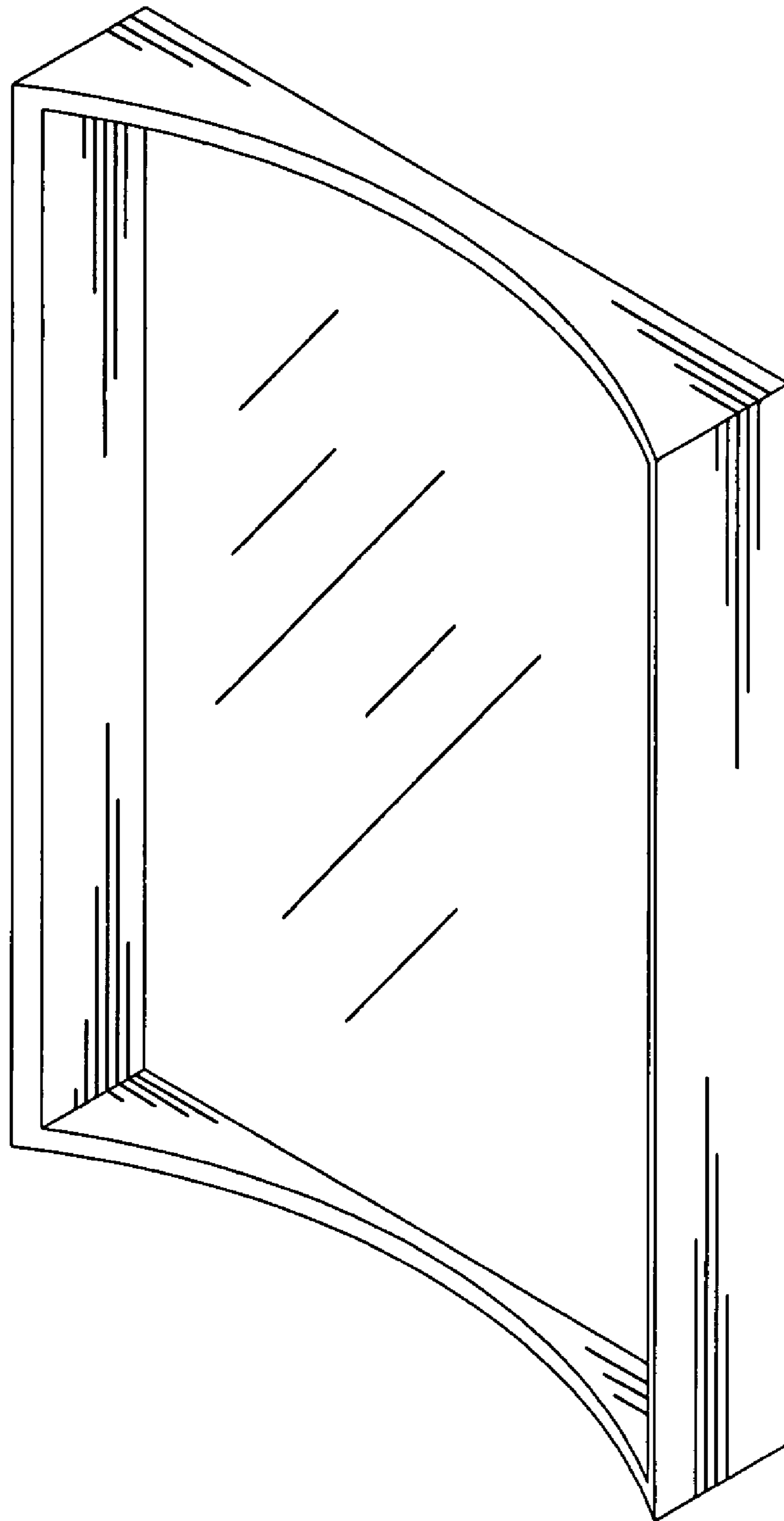


FIG. 1




FIG. 2



FIG. 3

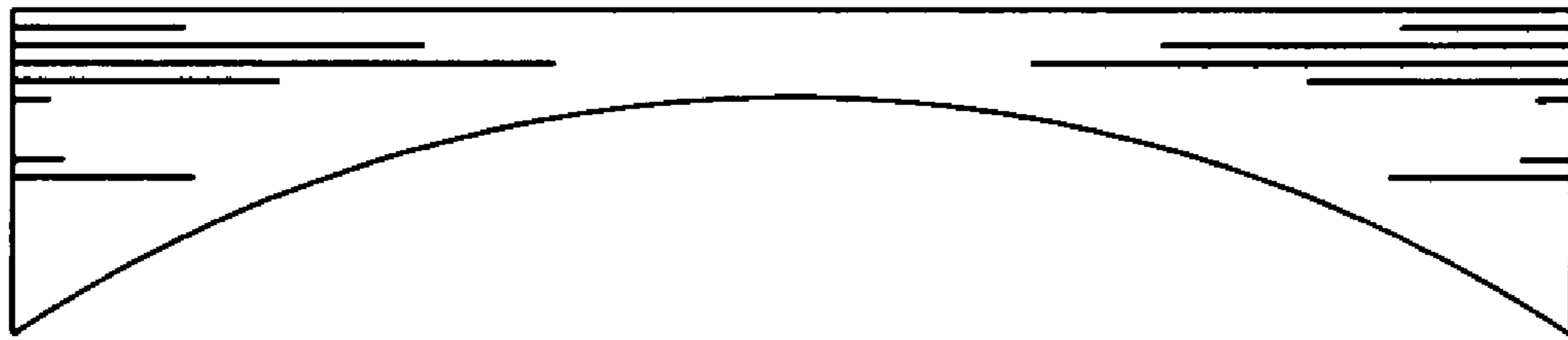


FIG. 4