



US00D572020S

(12) **United States Design Patent**
Braunschweig et al.

(10) **Patent No.:** **US D572,020 S**
(45) **Date of Patent:** **** Jul. 1, 2008**

(54) **ABRASIVE ARTICLE WITH HOLES**

D536,714 S 2/2007 Braunschweig et al.
D538,051 S * 3/2007 Kuehn et al. D5/57
D538,312 S 3/2007 Braunschweig et al.
D538,313 S 3/2007 Braunschweig et al.
D541,317 S 4/2007 Braunschweig et al.
D543,562 S 5/2007 Braunschweig et al.

(75) Inventors: **Ehrich J. Braunschweig**, Woodbury,
MN (US); **Charles J. Studiner, IV**,
Cottage Grove, MN (US)

(73) Assignee: **3M Innovative Properties Company**,
St. Paul, MN (US)

FOREIGN PATENT DOCUMENTS

(**) Term: **14 Years**

EM 535265-1/7 4/2006
JP 1171614 4/2003

(21) Appl. No.: **29/283,589**

OTHER PUBLICATIONS

(22) Filed: **Aug. 17, 2007**

U.S. Appl. No. 29/283,582, Braunschweig et al., filed Aug. 17, 2007.
U.S. Appl. No. 29/283,584, Braunschweig et al., filed Aug. 17, 2007.
U.S. Appl. No. 29/283,588, Braunschweig et al., filed Aug. 17, 2007.

(51) **LOC (8) Cl.** **05-06**

(52) **U.S. Cl.** **D5/57; D8/90**

(58) **Field of Classification Search** D8/90;
D5/1, 2, 3, 11, 12, 15, 30, 47, 56, 57, 58,
D5/60, 62; 451/446, 526, 527, 538, 539;
428/43, 99; D23/388; D14/441

* cited by examiner

Primary Examiner—Philip S Hyder
(74) *Attorney, Agent, or Firm*—Scott A. Baum

See application file for complete search history.

(57) **CLAIM**

(56) **References Cited**

The ornamental design for an abrasive article with holes, as shown and described.

U.S. PATENT DOCUMENTS

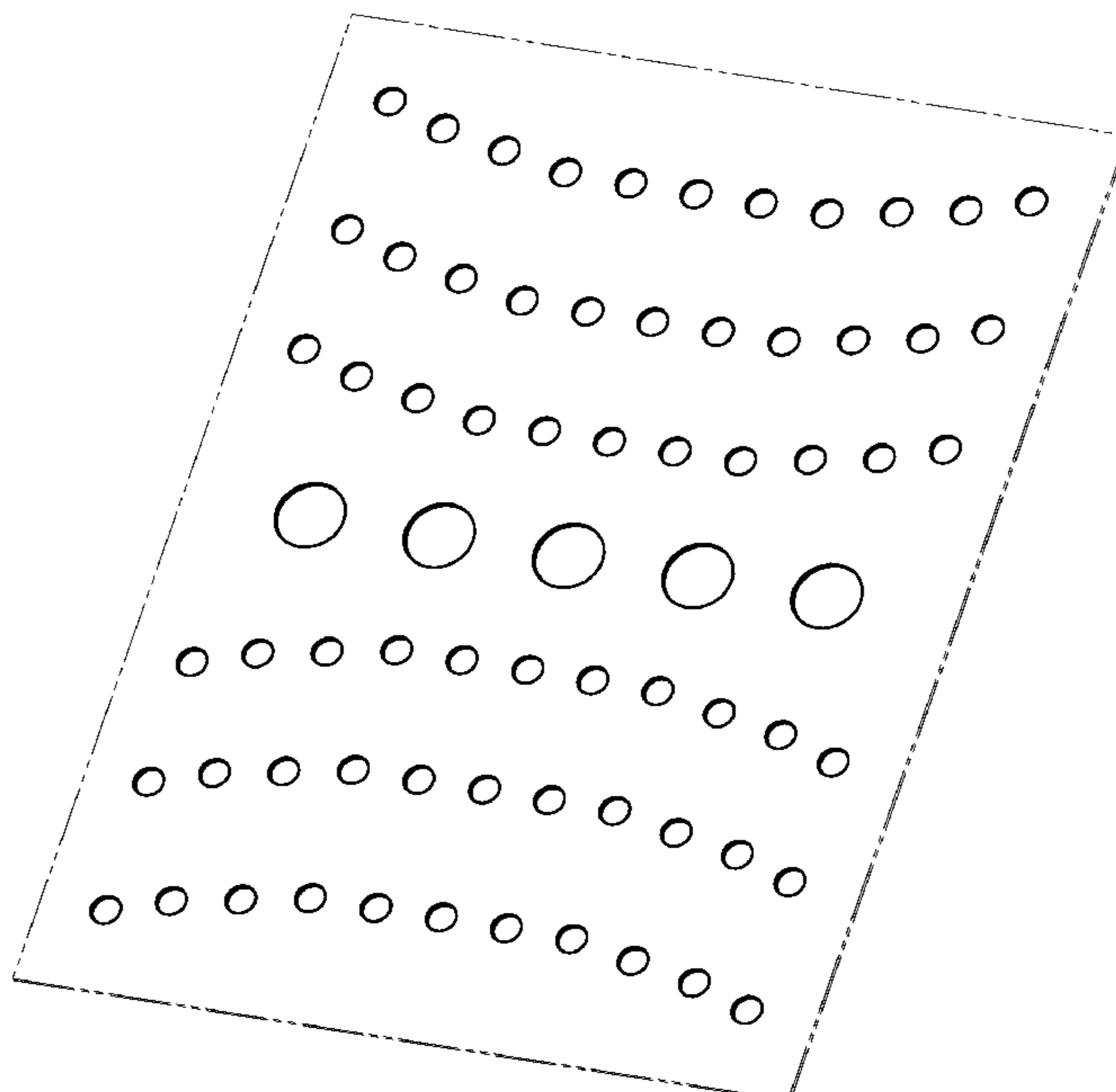
DESCRIPTION

D419,782 S * 2/2000 Saito et al. D5/57
D428,267 S * 7/2000 Romano et al. D5/61
D441,539 S * 5/2001 Streit D5/3
D444,631 S * 7/2001 Woodbridge et al. D5/53
D472,056 S * 3/2003 Jahner D5/57
D503,283 S * 3/2005 Boerschinger D5/37
D509,667 S * 9/2005 Ebisawa D5/57
D513,884 S * 1/2006 Ebisawa D5/57
D516,318 S * 3/2006 Hasenoehrl et al. D5/1
D516,319 S * 3/2006 Hasenoehrl et al. D5/1
D529,295 S * 10/2006 Kressner et al. D5/57
D532,800 S 11/2006 Braunschweig et al.
D533,200 S 12/2006 Braunschweig et al.

FIG. 1 is a perspective view showing the new design for an abrasive article with holes, as shown;
FIG. 2 is a front view thereof;
FIG. 3 is a back view thereof;
FIG. 4 is a right and left view thereof; and,
FIG. 5 is a top and bottom view thereof.

The broken lines in the drawings indicate the outer perimeter of the abrasive article and form no part of the claimed design.

1 Claim, 3 Drawing Sheets



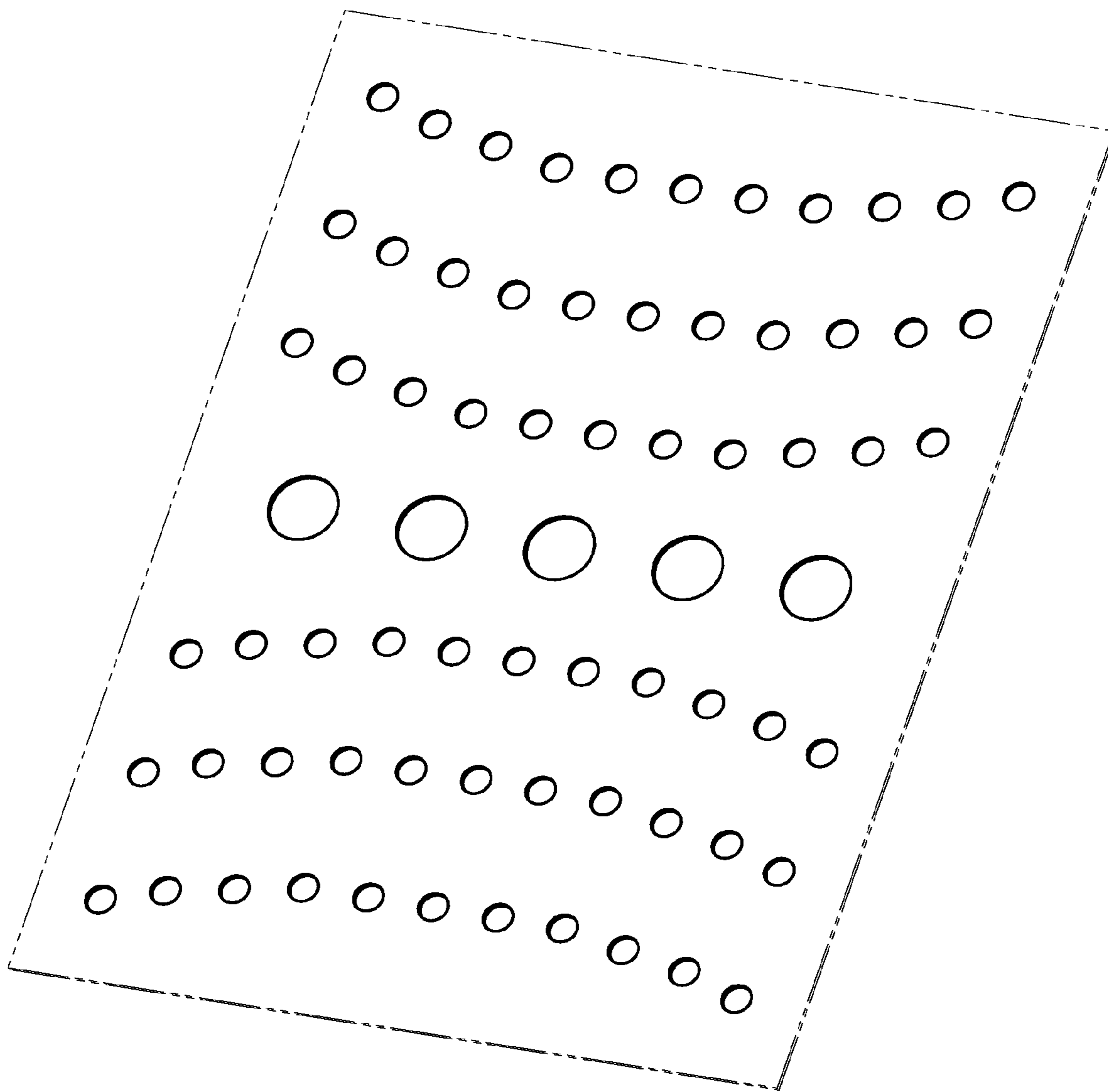


Fig. 1




Fig. 2




Fig. 3

Fig. 4

Fig. 5

UNITED STATES PATENT AND TRADEMARK OFFICE
CERTIFICATE OF CORRECTION

PATENT NO. : Des. 572,020 S
APPLICATION NO. : 29/283589
DATED : July 1, 2008
INVENTOR(S) : Ehrich J. Braunschweig

Page 1 of 1

It is certified that error appears in the above-identified patent and that said Letters Patent is hereby corrected as shown below:

On the Title Page, in Column 2, under (DESCRIPTION)
Line 5, after "left" insert -- side --.

Signed and Sealed this

Seventeenth Day of March, 2009



JOHN DOLL
Acting Director of the United States Patent and Trademark Office