



US00D572012S

(12) **United States Design Patent**  
**Zemel**

(10) **Patent No.:** **US D572,012 S**

(45) **Date of Patent:** **\*\* Jul. 1, 2008**

(54) **CLEANING TOOL**

D469,614 S \* 2/2003 Libman ..... D4/138  
D532,609 S 11/2006 Zemel

(75) Inventor: **Marc Zemel**, Melville, NY (US)

\* cited by examiner

(73) Assignee: **Mr. Bar-B-Q-, Inc.**, Old Bethpage, NY (US)

*Primary Examiner*—Cathron Brooks

*Assistant Examiner*—Lavone D Tabor

(\*\*) Term: **14 Years**

(74) *Attorney, Agent, or Firm*—Seth Natter; Natter & Natter

(21) Appl. No.: **29/278,906**

(57) **CLAIM**

(22) Filed: **Apr. 13, 2007**

The ornamental design for a cleaning tool, as shown and described.

(51) **LOC (8) Cl.** ..... **04-01**

(52) **U.S. Cl.** ..... **D4/138; D4/118**

(58) **Field of Classification Search** ..... D4/116,  
D4/118, 132–134, 136, 138; D7/393, 395,  
D7/401.2; D8/107, 300, 303; D28/63; D32/42,  
D32/49, 51; 15/111, 143.1, 159.1, 160, 236.01,  
15/236.07, 236.08; 16/430, 431

See application file for complete search history.

**DESCRIPTION**

FIG. 1 is a perspective view of a cleaning tool showing my new design;

FIG. 2 is a top plan view thereof;

FIG. 3 is a bottom view thereof;

FIG. 4 is a side elevational view thereof;

FIG. 5 is a front elevational view thereof; and,

FIG. 6 is a rear elevational view thereof.

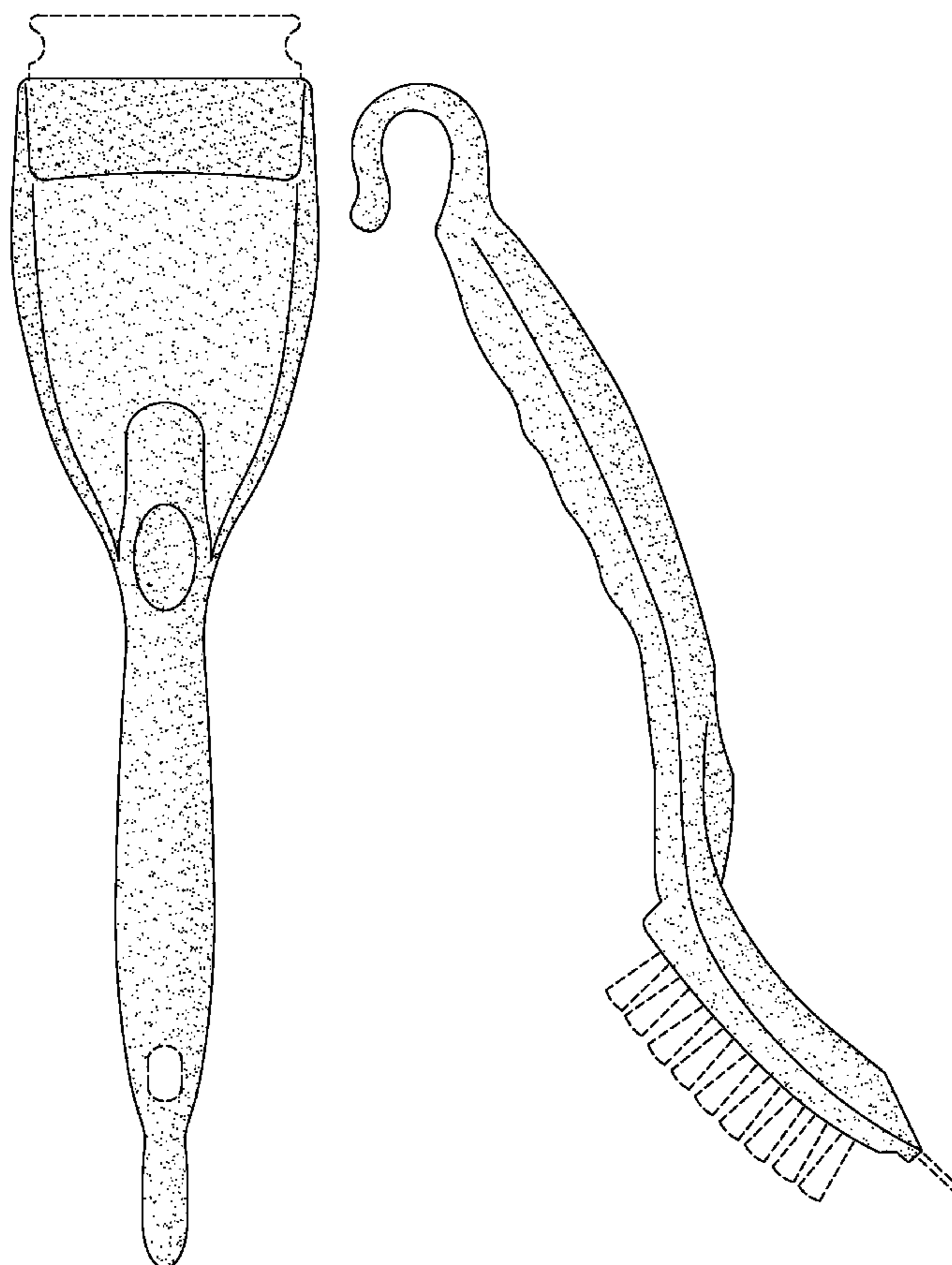
The side elevational view not illustrated is mirror image of the side elevational views illustrated in FIG. 4 and the broken line showings form no part of the claimed design.

(56) **References Cited**

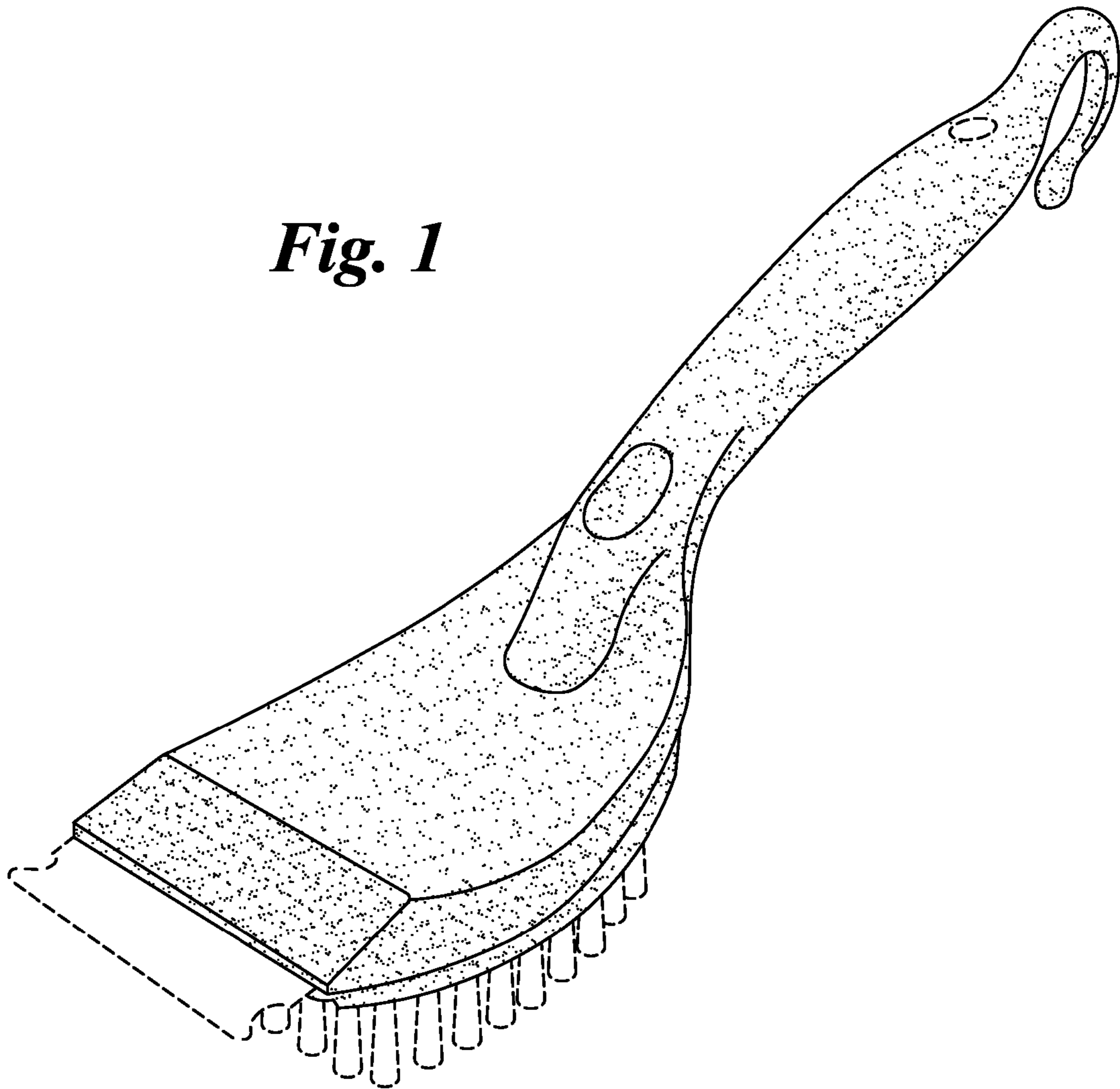
U.S. PATENT DOCUMENTS

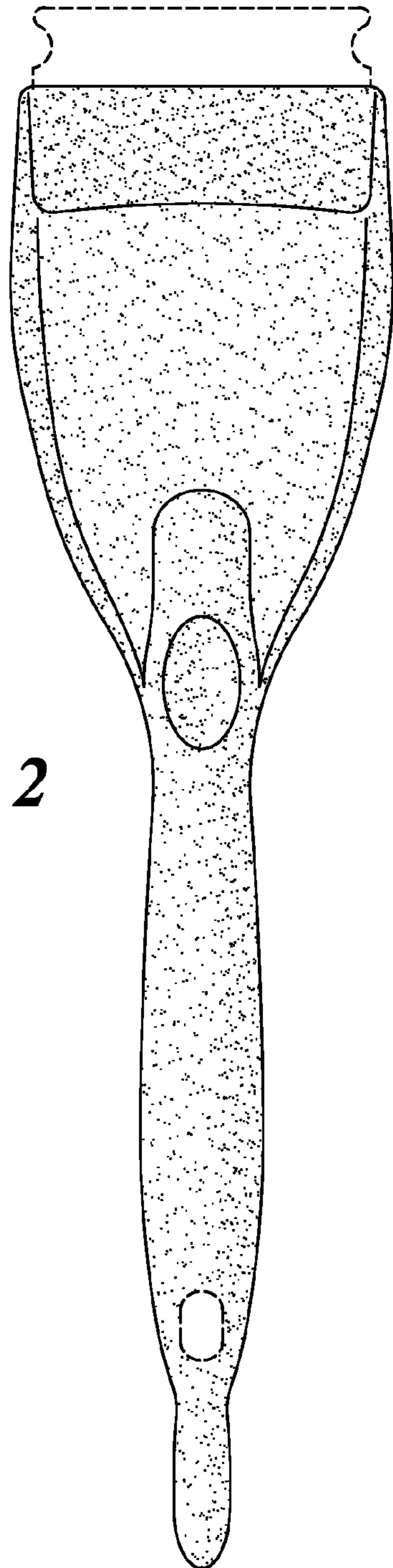
D344,634 S	3/1994	Berti	
D345,653 S *	4/1994	Joyner et al. ....	D4/138
D367,176 S	2/1996	Berti	
D392,104 S	3/1998	Berti	
D455,272 S	4/2002	Zemel	

**1 Claim, 3 Drawing Sheets**

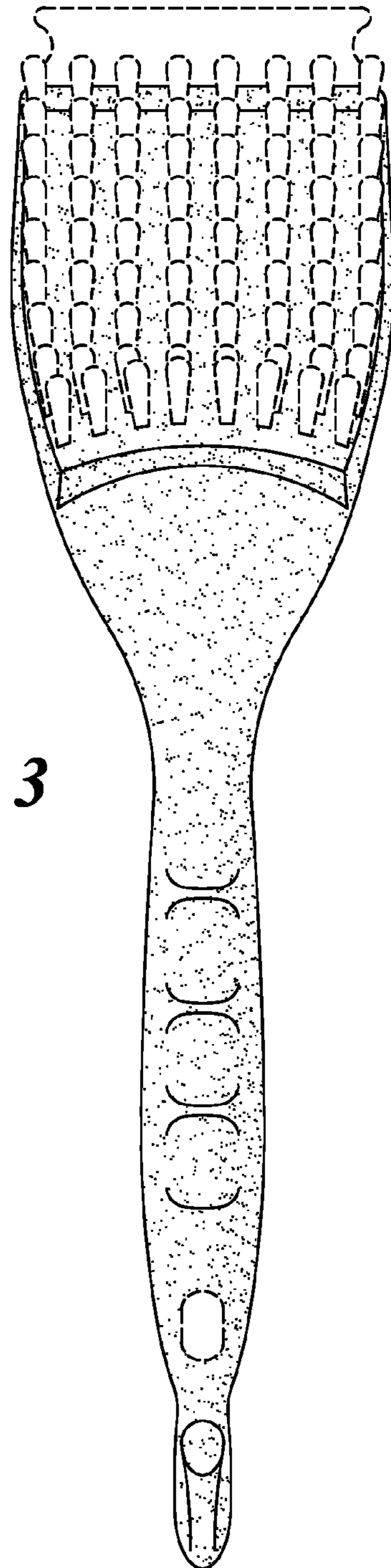


*Fig. 1*



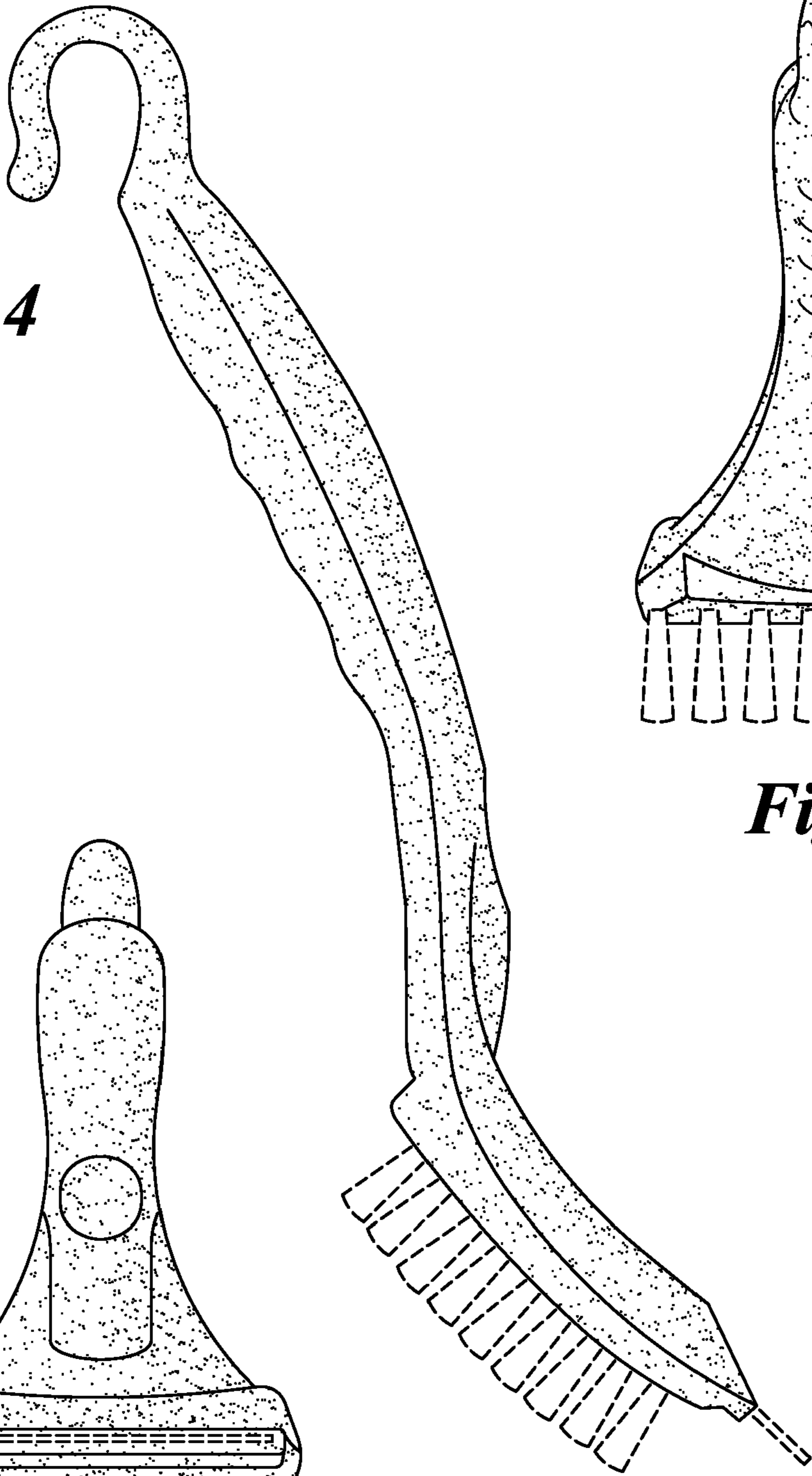


*Fig. 2*

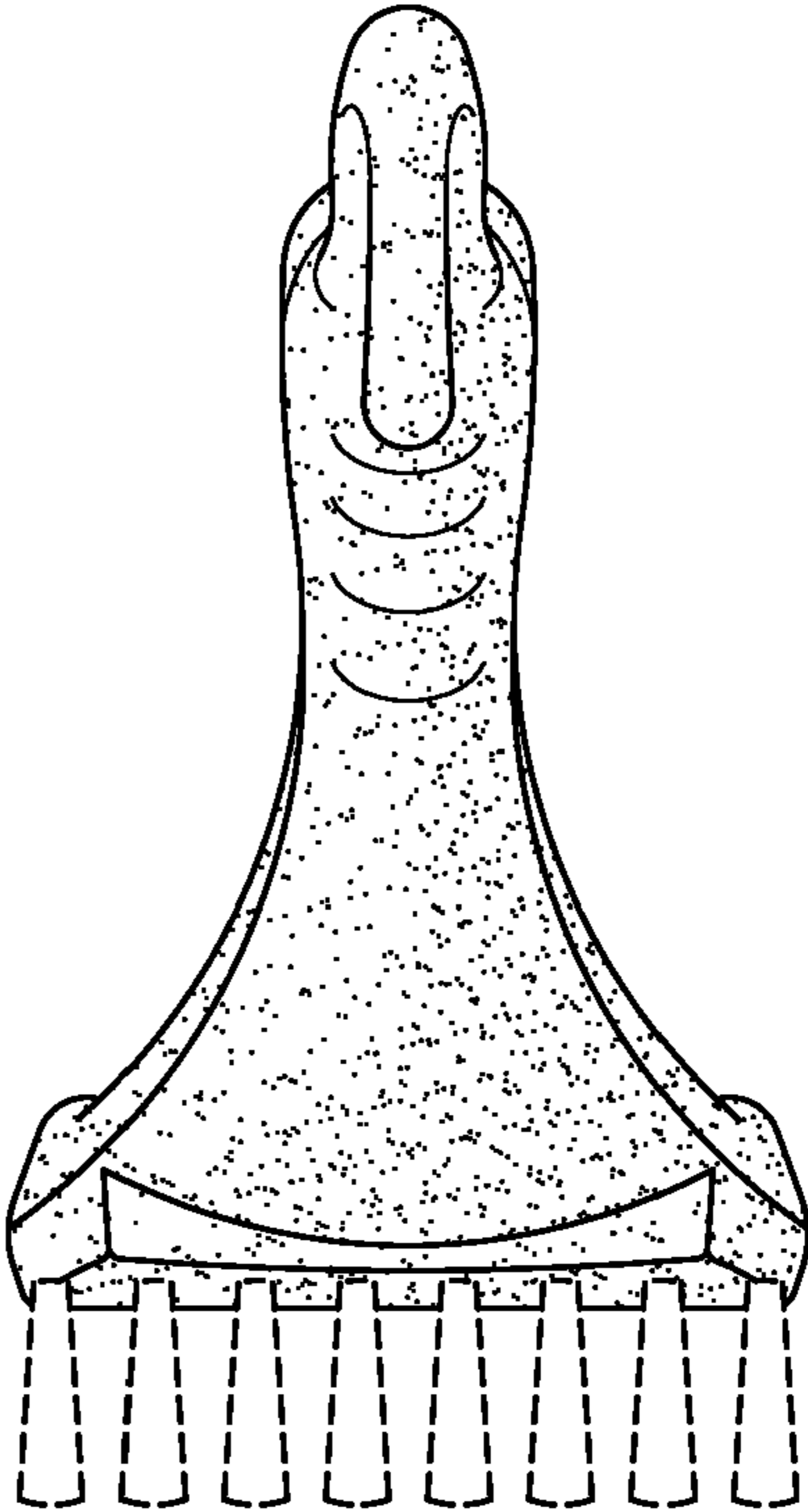


*Fig. 3*

*Fig. 4*



*Fig. 6*



*Fig. 5*

