



US00D572007S

(12) **United States Design Patent**  
**Lamason et al.**

(10) **Patent No.:** **US D572,007 S**  
(45) **Date of Patent:** **\*\* Jul. 1, 2008**

(54) **ELECTRIC TOOTHBRUSH**

5,544,382 A \* 8/1996 Giuliani et al. .... 15/22.1  
5,815,872 A \* 10/1998 Meginniss, III et al. .... 15/22.1  
7,067,945 B2 \* 6/2006 Grez et al. .... 310/50

(75) Inventors: **Simon J. Lamason**, Utrecht (NL);  
**Wolter F. Benning**, Seattle, WA (US)

**FOREIGN PATENT DOCUMENTS**

(73) Assignee: **Koninklijke Philips Electronics N. V.**,  
Eindhoven (NL)

DE 3628668 A1 \* 3/1988  
KR 30-0316339-0001 S \* 5/2003

(\*\*) Term: **14 Years**

\* cited by examiner

(21) Appl. No.: **29/220,230**

*Primary Examiner*—Cathron Brooks  
*Assistant Examiner*—Lavone D. Tabor

(22) Filed: **Dec. 28, 2004**

(57) **CLAIM**

(51) **LOC (8) Cl.** ..... **28-03**

The ornamental design for an electric toothbrush, as shown.

(52) **U.S. Cl.** ..... **D4/101; D4/108**

(58) **Field of Classification Search** ..... D4/101,  
D4/104-112, 132-134, 138; 15/21.1, 22.1,  
15/22.2, 23-25, 28, 29, 143.1, 145, 167.1,  
15/167.2, 176.1, 176.2, 207.2, DIG. 5; 132/308,  
132/309, 311; D8/61, 62, 107; 81/57.11,  
81/57.14, 57.3; 16/430

**DESCRIPTION**

See application file for complete search history.

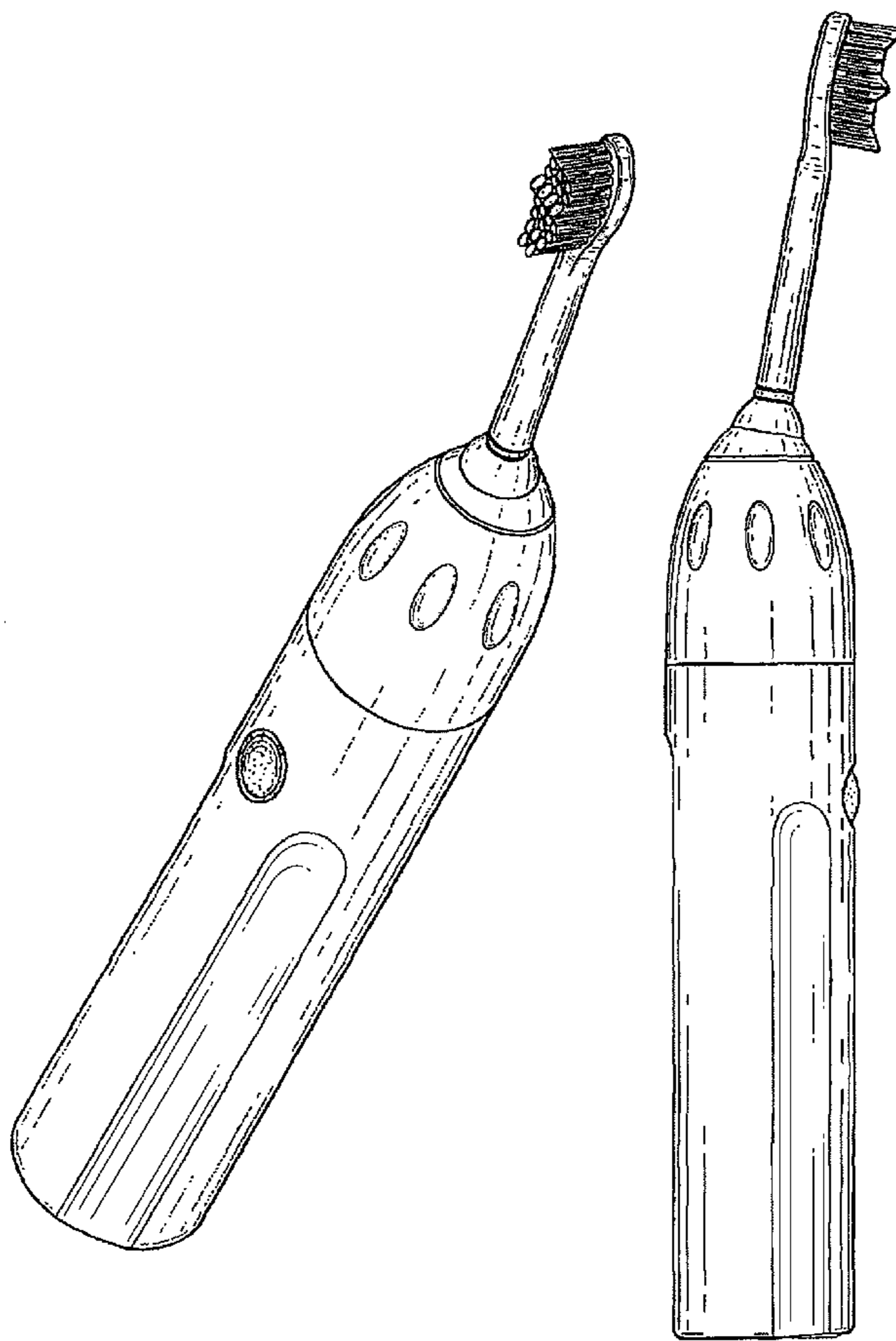
FIG. 1 is a perspective view showing our design;  
FIG. 2 is a front view thereof;  
FIG. 3 is a rear view thereof;  
FIG. 4 is a left side view thereof;  
FIG. 5 is a right view thereof;  
FIG. 6 is a top view thereof; and,  
FIG. 7 is a bottom view thereof.

(56) **References Cited**

**U.S. PATENT DOCUMENTS**

4,078,589 A \* 3/1978 Miller ..... 81/57.14  
5,341,534 A \* 8/1994 Serbinski et al. .... 15/22.1

**1 Claim, 6 Drawing Sheets**



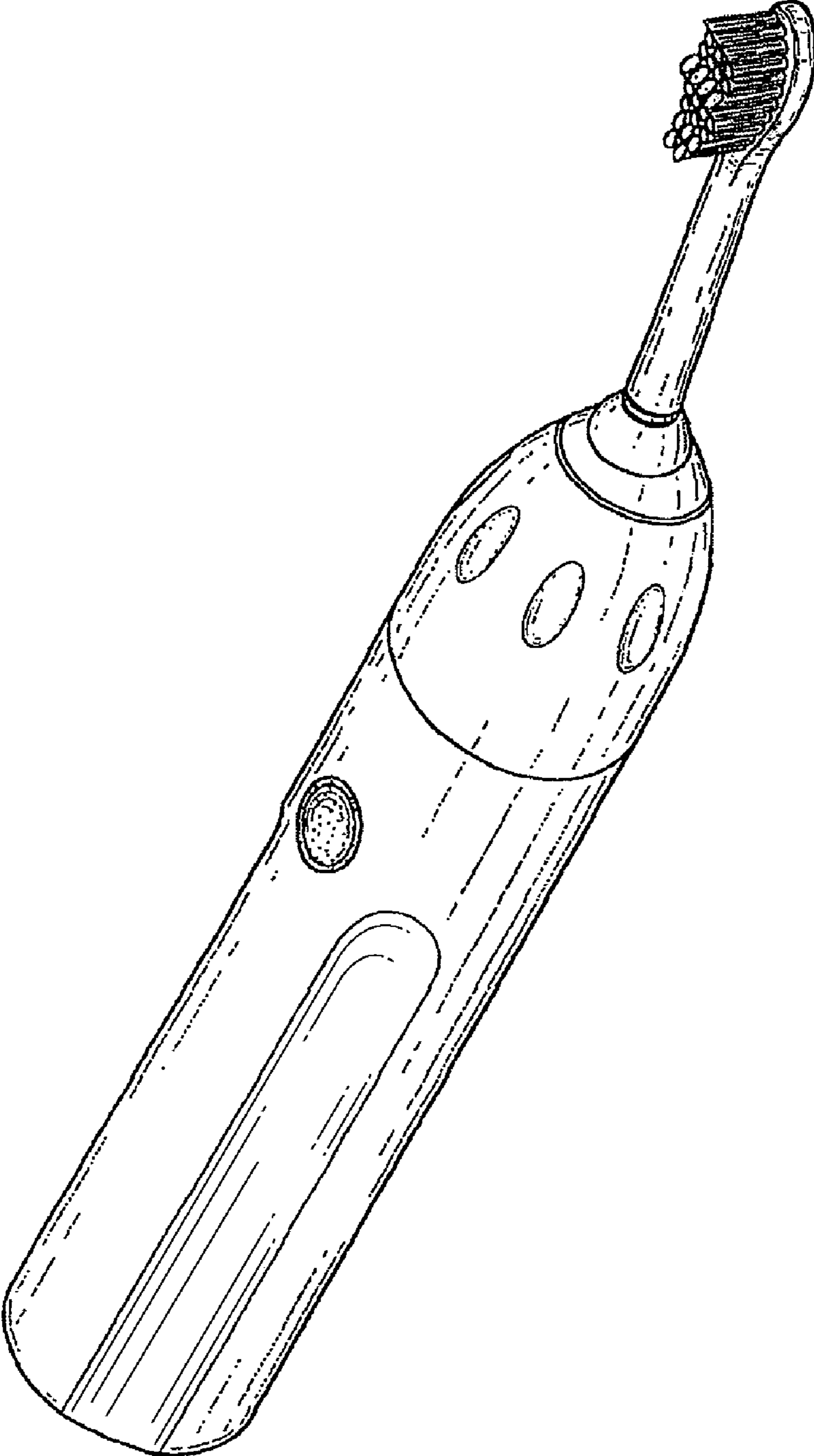


FIG. 1




FIG. 2

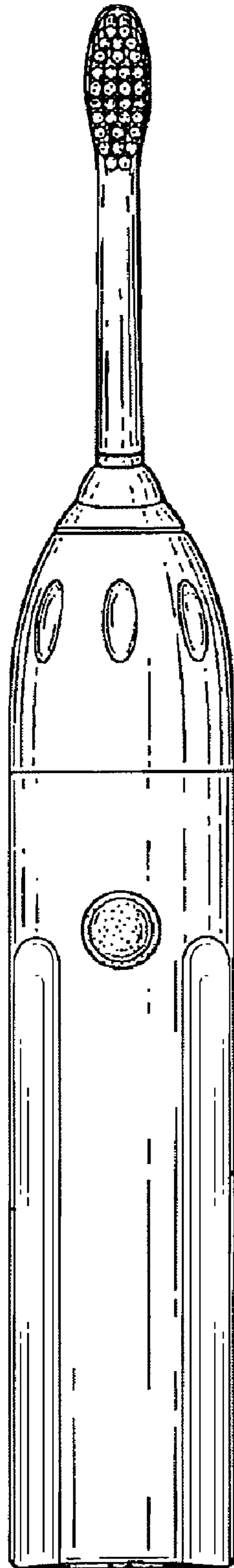


FIG. 3

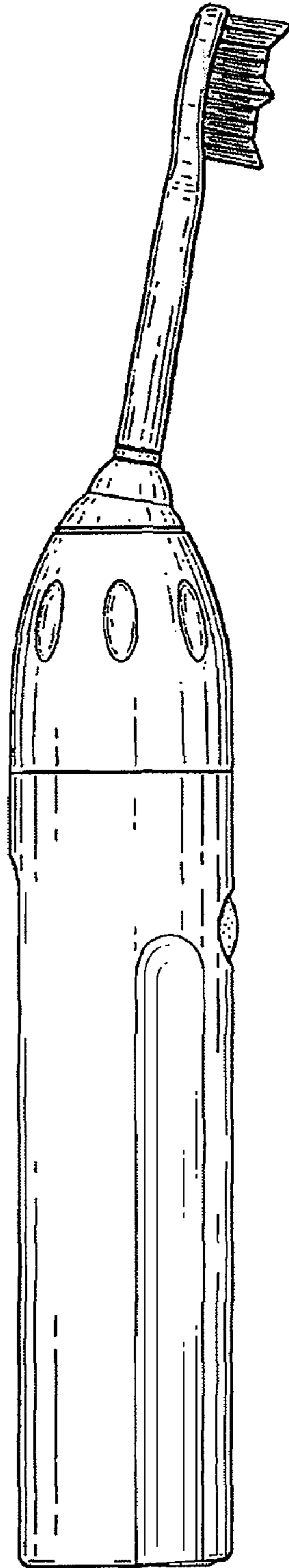


FIG. 4

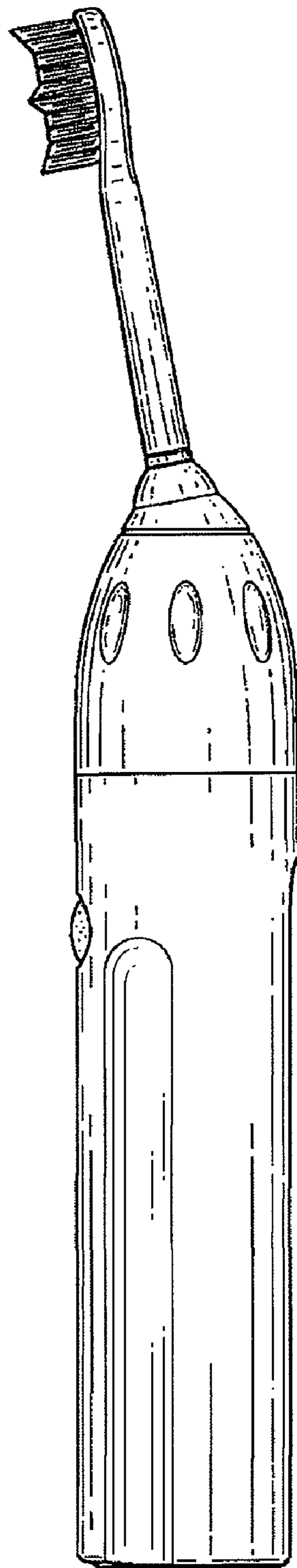


FIG. 5

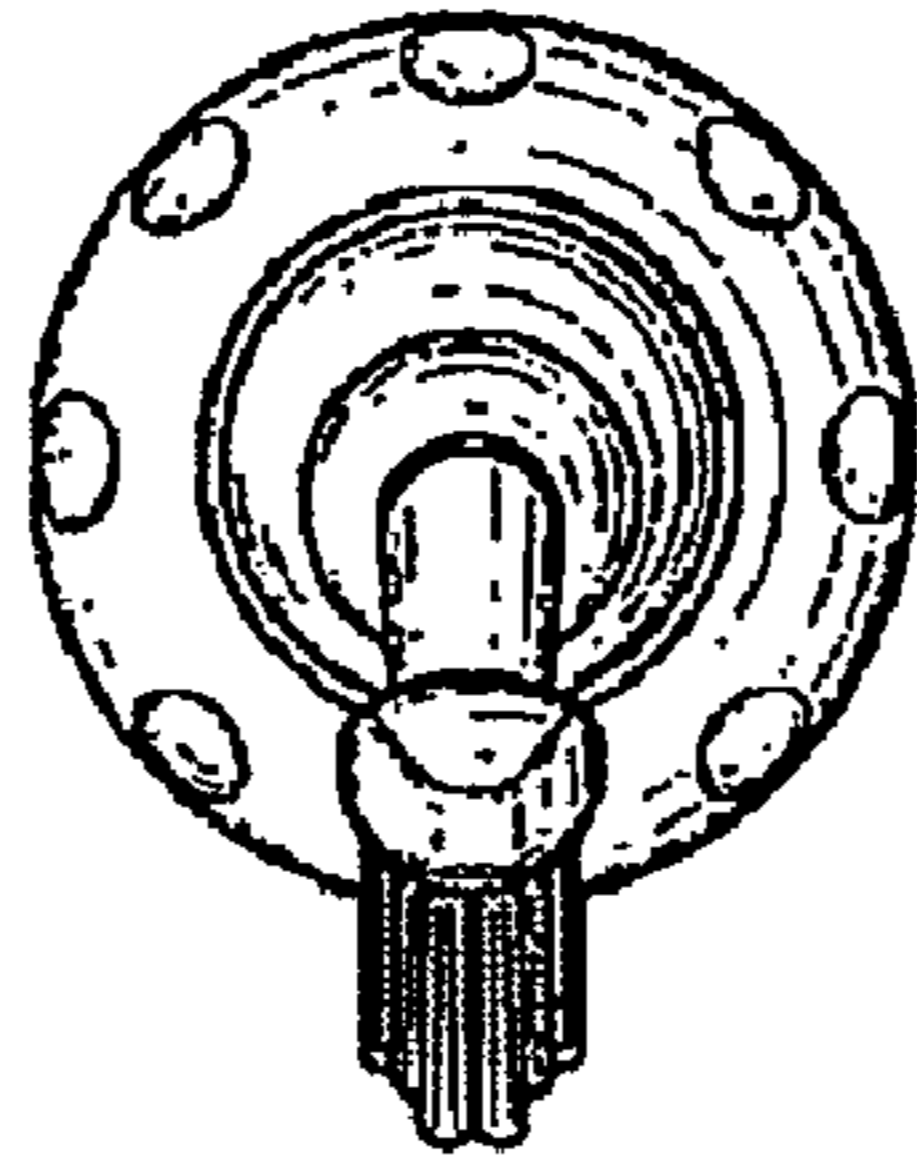


FIG. 6

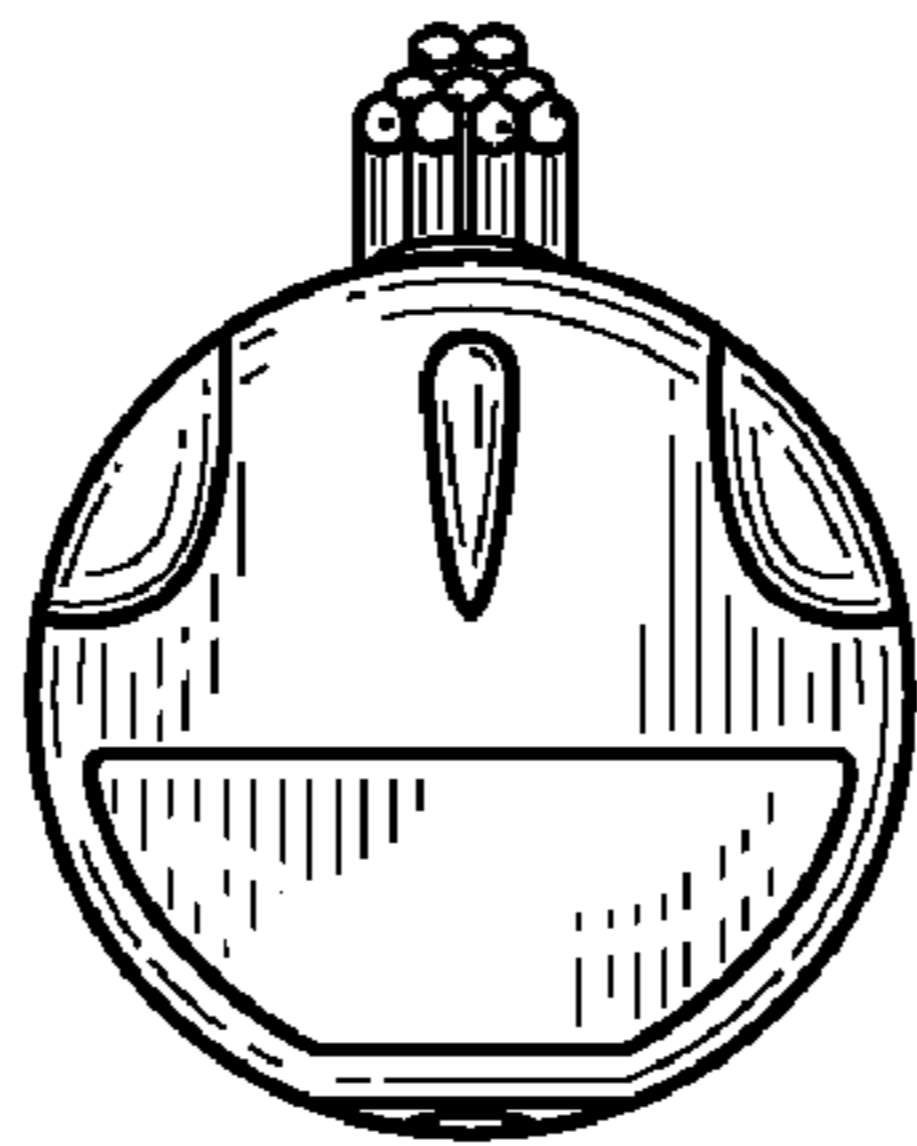


FIG. 7