



US00D572000S

(12) **United States Design Patent**
Petrie

(10) **Patent No.:** **US D572,000 S**
(45) **Date of Patent:** **** Jul. 1, 2008**

(54) **SHOE UPPER**

D385,102 S 10/1997 Avar
D406,690 S 3/1999 Vestuti

(75) Inventor: **Jason Gregory Petrie**, Portland, OR
(US)

(73) Assignee: **Nike, Inc.**, Beaverton, OR (US)

(**) Term: **14 Years**

(21) Appl. No.: **29/284,600**

(22) Filed: **Sep. 12, 2007**

(51) **LOC (8) Cl.** **02-99**

(52) **U.S. Cl.** **D2/969**

(58) **Field of Classification Search** D2/902,
D2/906-908, 943, 944, 969, 972-974, 945,
D2/905; 36/45, 77 M, 77 R, 83, 113, 114,
36/126-131

See application file for complete search history.

(56) **References Cited**

U.S. PATENT DOCUMENTS

2,894,338 A	7/1959	Scholl	
3,408,752 A	11/1968	Lollmann	
3,701,208 A	10/1972	Dalebout	
D225,093 S *	11/1972	Dassler	D2/907
D226,882 S *	5/1973	Powers	D2/907
D242,089 S *	11/1976	Raufast	D2/911
4,080,745 A *	3/1978	Torrance	36/50.1
D251,036 S *	2/1979	Torrance	D2/906
D264,393 S *	5/1982	Sasaki	D2/906
D266,286 S	9/1982	Vermonet	
D280,777 S *	10/1985	Gamm	D2/905
D281,926 S	12/1985	Hill	
4,571,856 A	2/1986	Lin et al.	
D290,783 S *	7/1987	Selbiger et al.	D2/969
D311,635 S	10/1990	Claveria	
D319,339 S	8/1991	Stringham	
D322,710 S	12/1991	Allen	
5,109,613 A	5/1992	Van Dyke	
D336,770 S	6/1993	Thomas, III et al.	
D337,422 S	7/1993	Leake	
D364,497 S	11/1995	Schelling	

(Continued)

FOREIGN PATENT DOCUMENTS

FR 2375841 7/1978

OTHER PUBLICATIONS

Nike 1985 Footwear Catalog, p. 78, published Dec. 1984.
Nike Footwear Catalog, Fall 1992, p. 100, published Dec. 1991.
Nike Footwear Catalog, Holiday 1993, pp. 16, 30, published Mar. 1993.

(Continued)

Primary Examiner—Dominic Simone
(74) *Attorney, Agent, or Firm*—Banner & Witcoff, Ltd.

(57) **CLAIM**


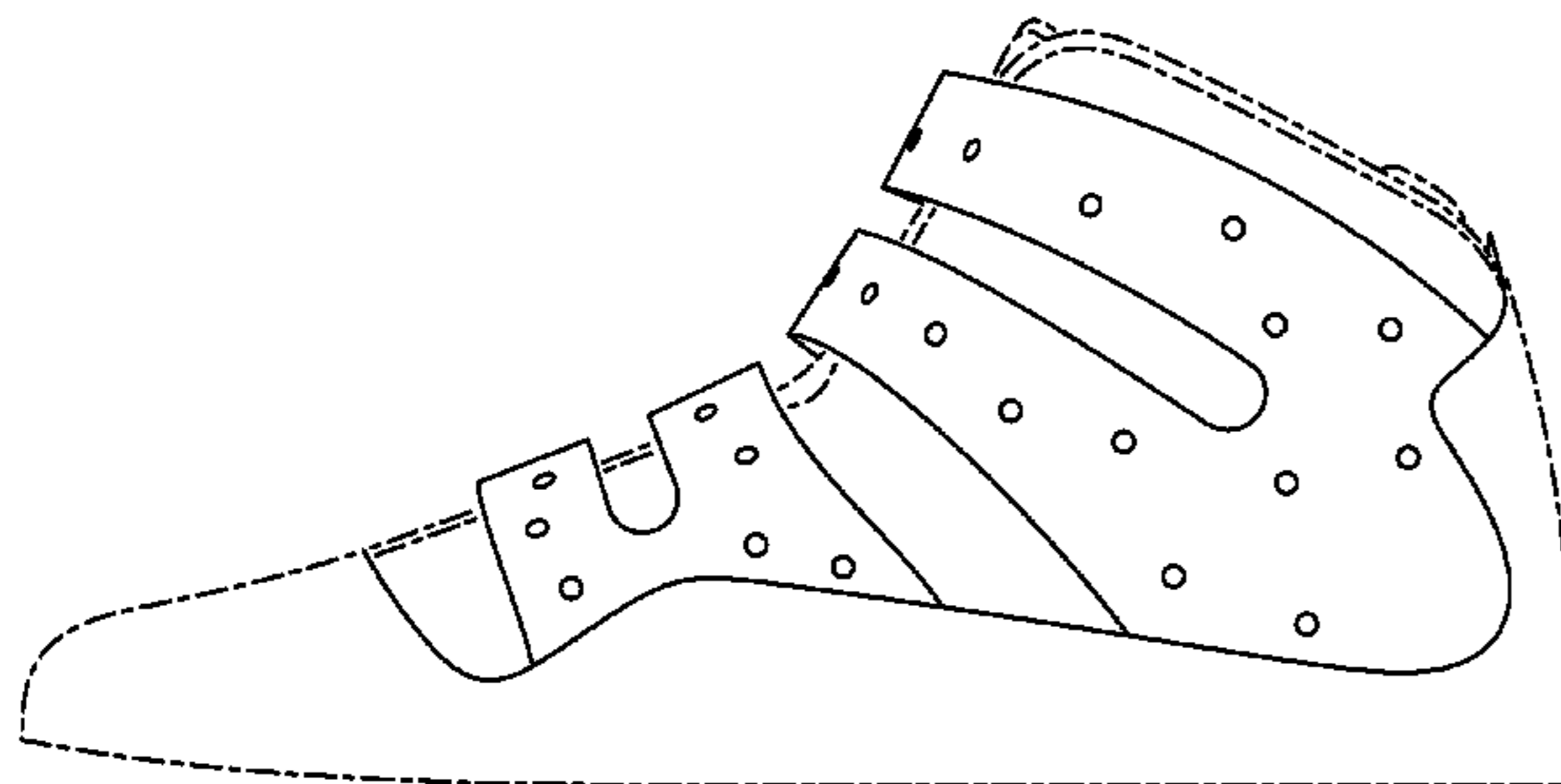
The ornamental design for a shoe upper, as shown and described.

DESCRIPTION

FIG. 1 is a front perspective view of a shoe upper showing my new design;
FIG. 2 is a lateral front perspective view thereof;
FIG. 3 is a lateral side view thereof;
FIG. 4 is a medial view thereof;
FIG. 5 is a front view thereof;
FIG. 6 is a rear view thereof; and,
FIG. 7 is a top view thereof.

The broken line showing of the bottom edge and the remained of the shoe upper is for illustrative purposes only and form no part of the claimed design.

1 Claim, 6 Drawing Sheets



US D572,000 S

Page 2

U.S. PATENT DOCUMENTS

D415,875 S 11/1999 Falguere
D474,592 S 5/2003 Fogg
D486,627 S 2/2004 Rogers et al.
D487,619 S * 3/2004 Matis D2/969
D487,962 S * 4/2004 Magro D2/969
D500,200 S * 12/2004 Cooper D2/972
D511,884 S 11/2005 Hatfield
D512,212 S 12/2005 Hatfield
D516,787 S * 3/2006 Johnson et al. D2/969
D524,023 S 7/2006 Avar
D524,530 S 7/2006 Avar
D532,590 S 11/2006 Belley et al.
D534,712 S 1/2007 Darby, II
D535,092 S * 1/2007 Edwards D2/969
D542,521 S * 5/2007 Henderson D2/972
D547,043 S 7/2007 Matis et al.
D548,442 S 8/2007 Hulbert

D548,941 S 8/2007 Hulbert
D561,445 S 2/2008 Belley et al.
D564,195 S 3/2008 Matis et al.

OTHER PUBLICATIONS

Nike Footwear Catalog, Fall 1993, p. 20, published Dec. 1992.
Nike Footwear Catalog, Spring 1994, pp. 40, 70, published Jun. 1993.
Nike Footwear Catalog, Spring 1995, p. 118, published Jun. 1994.
Nike Footwear Catalog, Fall 1996, pp. 27, 42, published Dec. 1995.
Nike Footwear Catalog, Holiday 1996, pp. 36, 38, published Mar. 1996.
Nike Footwear Catalog, Late Spring 1997, pp. 28, 134, published Sep. 1996.
Nike Footwear Catalog, Spring 2004, p. W58, published Jun. 2003.
Nike Footwear Catalog, Spring 2005, p. M35, published Jun. 2004.
Nike Footwear Catalog, Fall 2005, p. 32, published Nov. 2004.

* cited by examiner

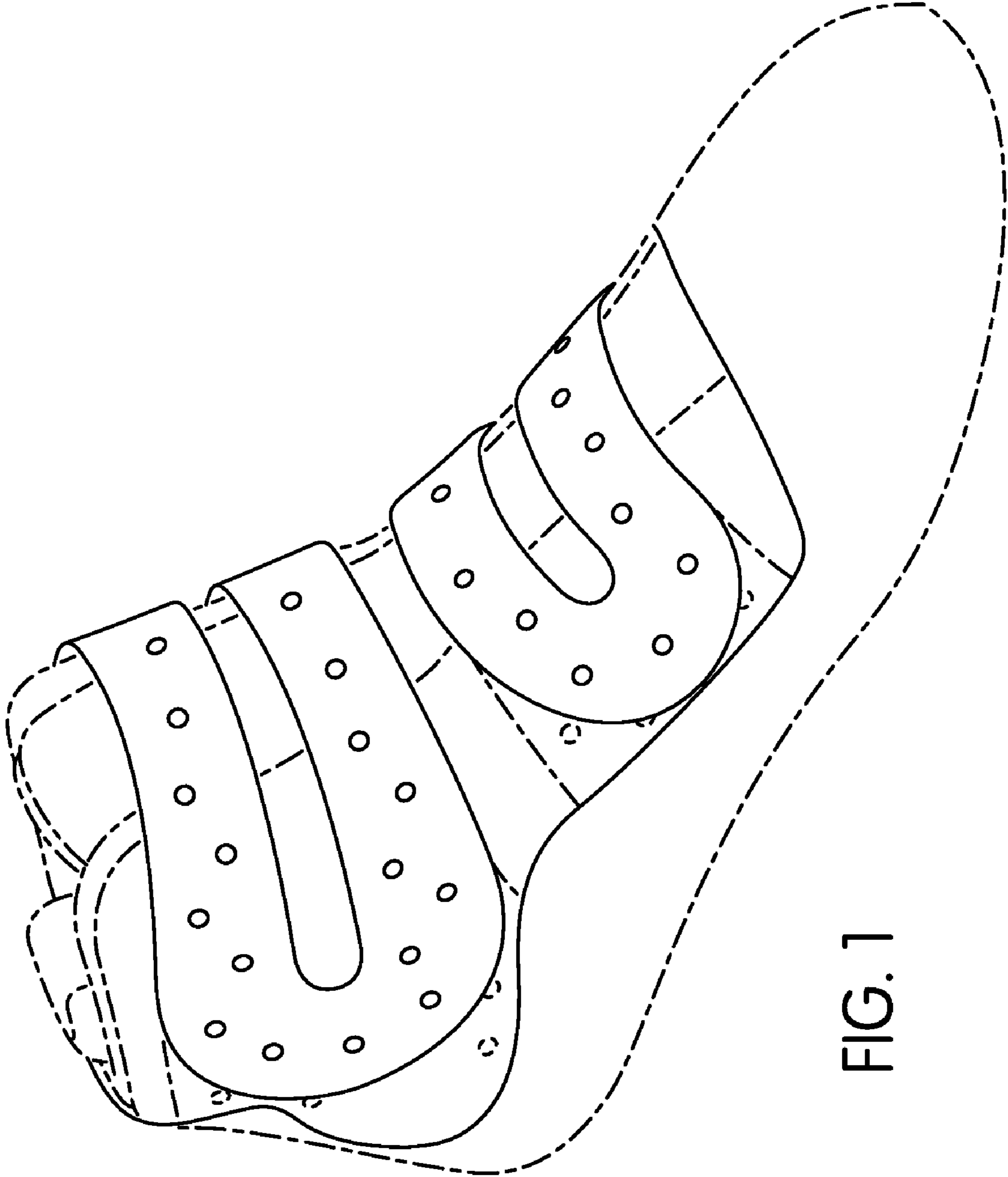


FIG. 1

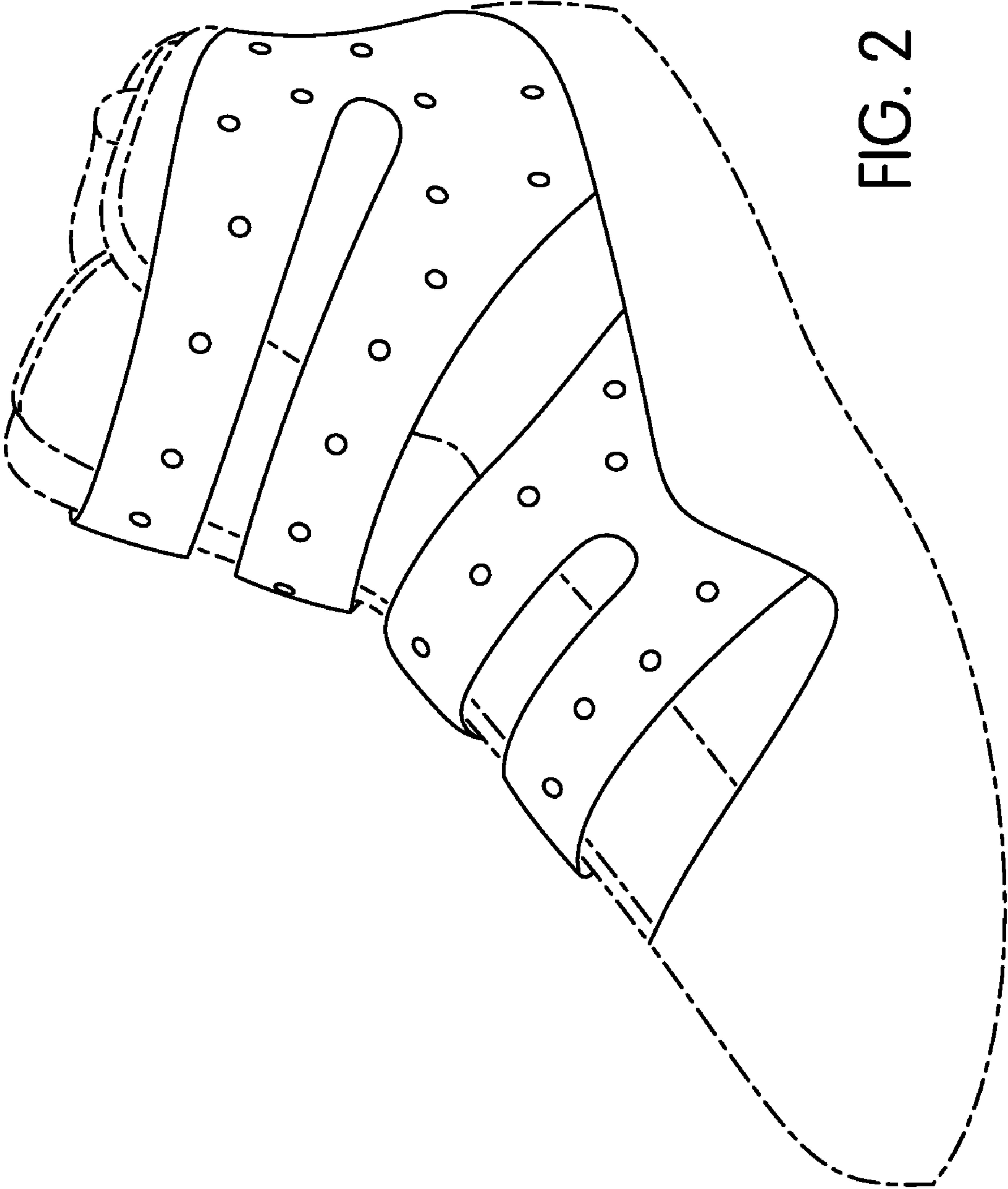


FIG. 2

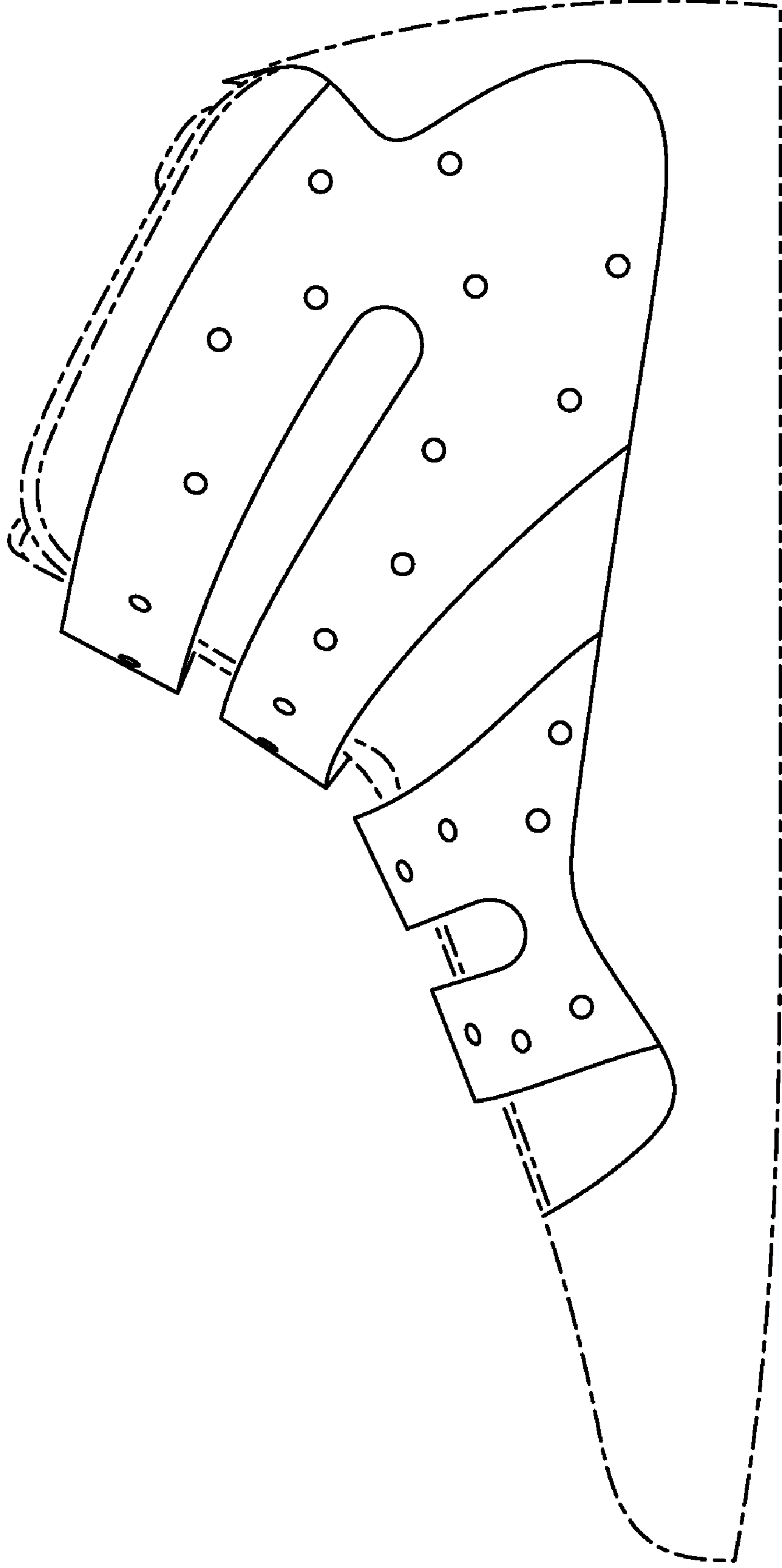


FIG. 3

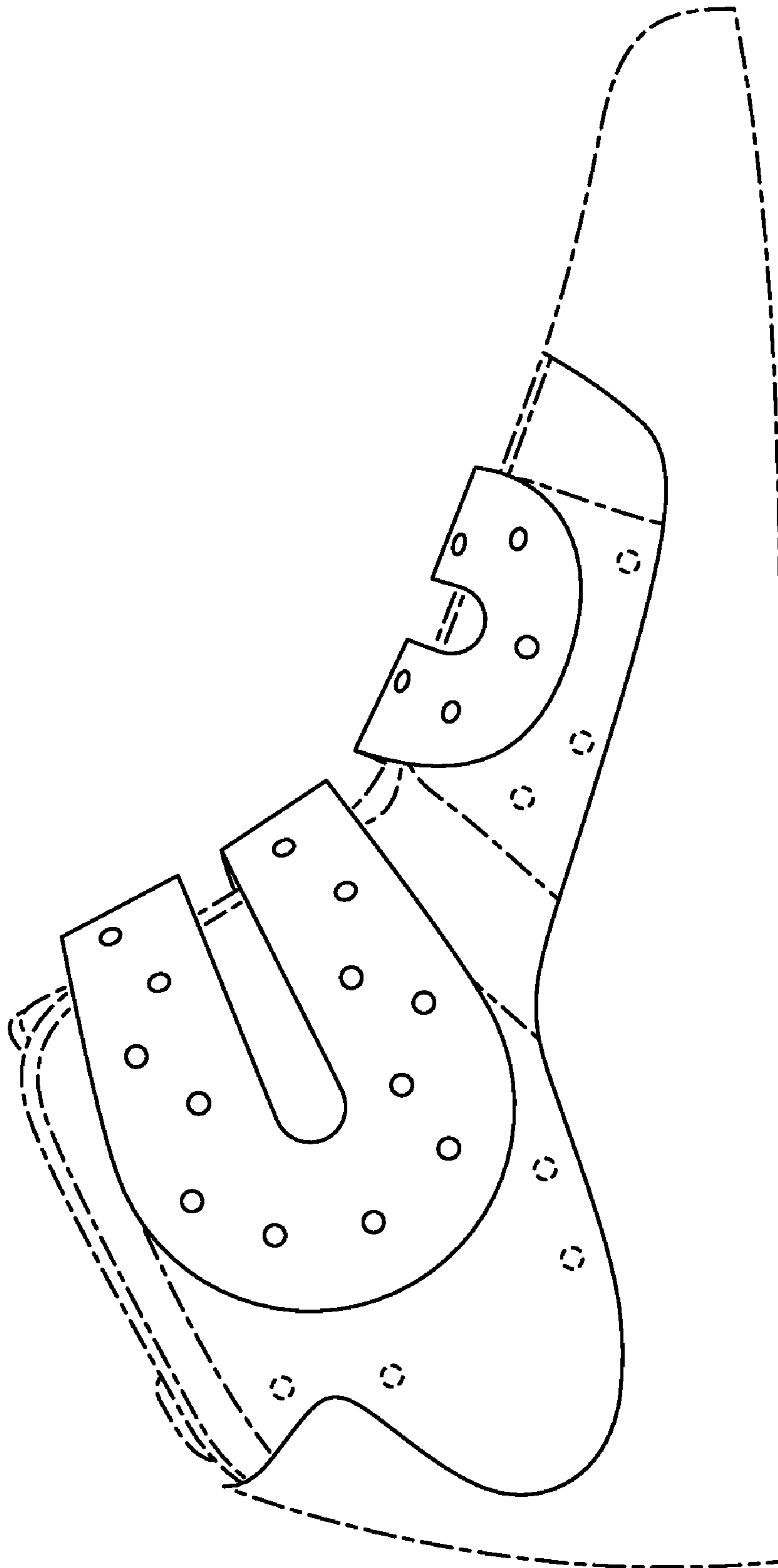


FIG. 4

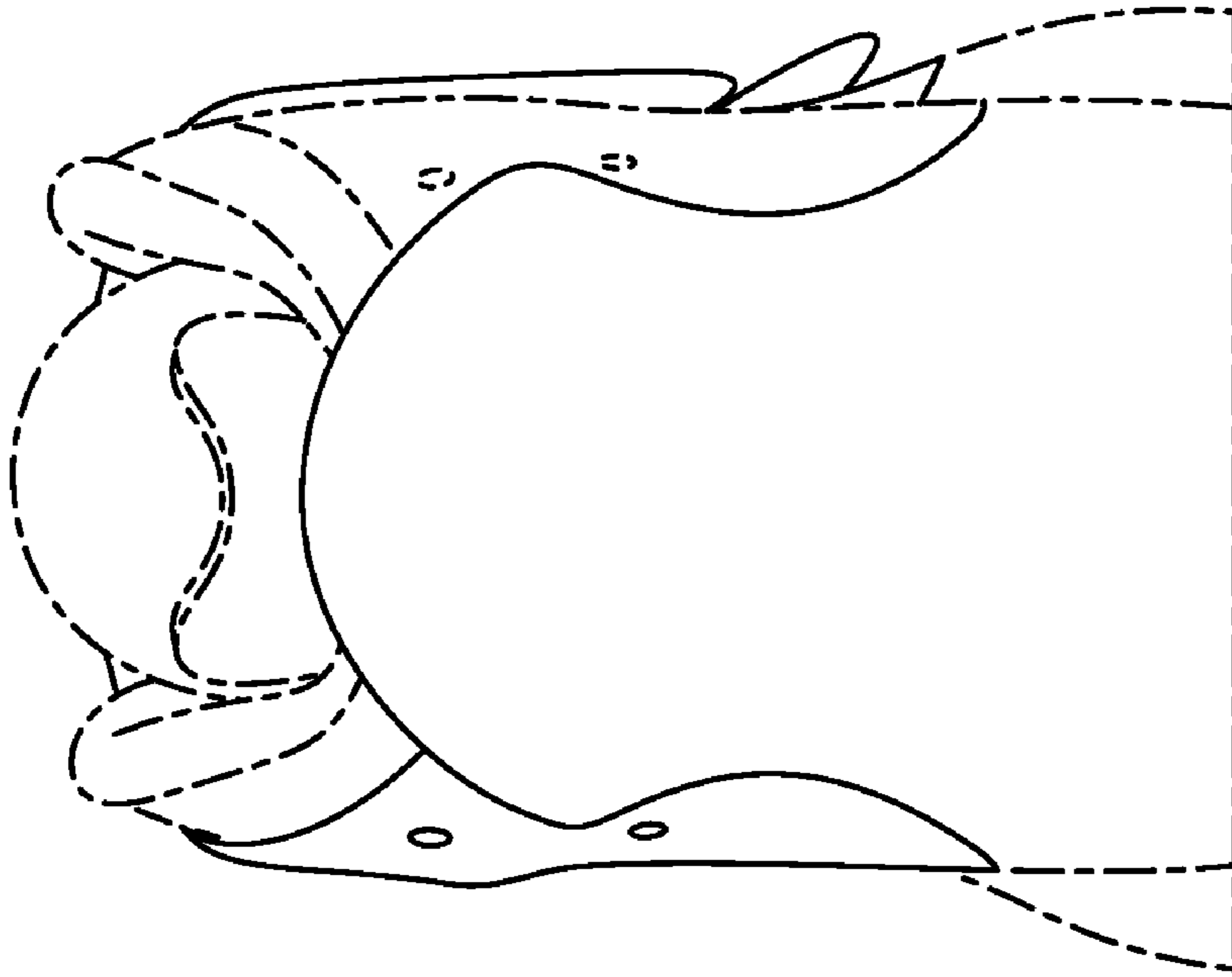


FIG. 6

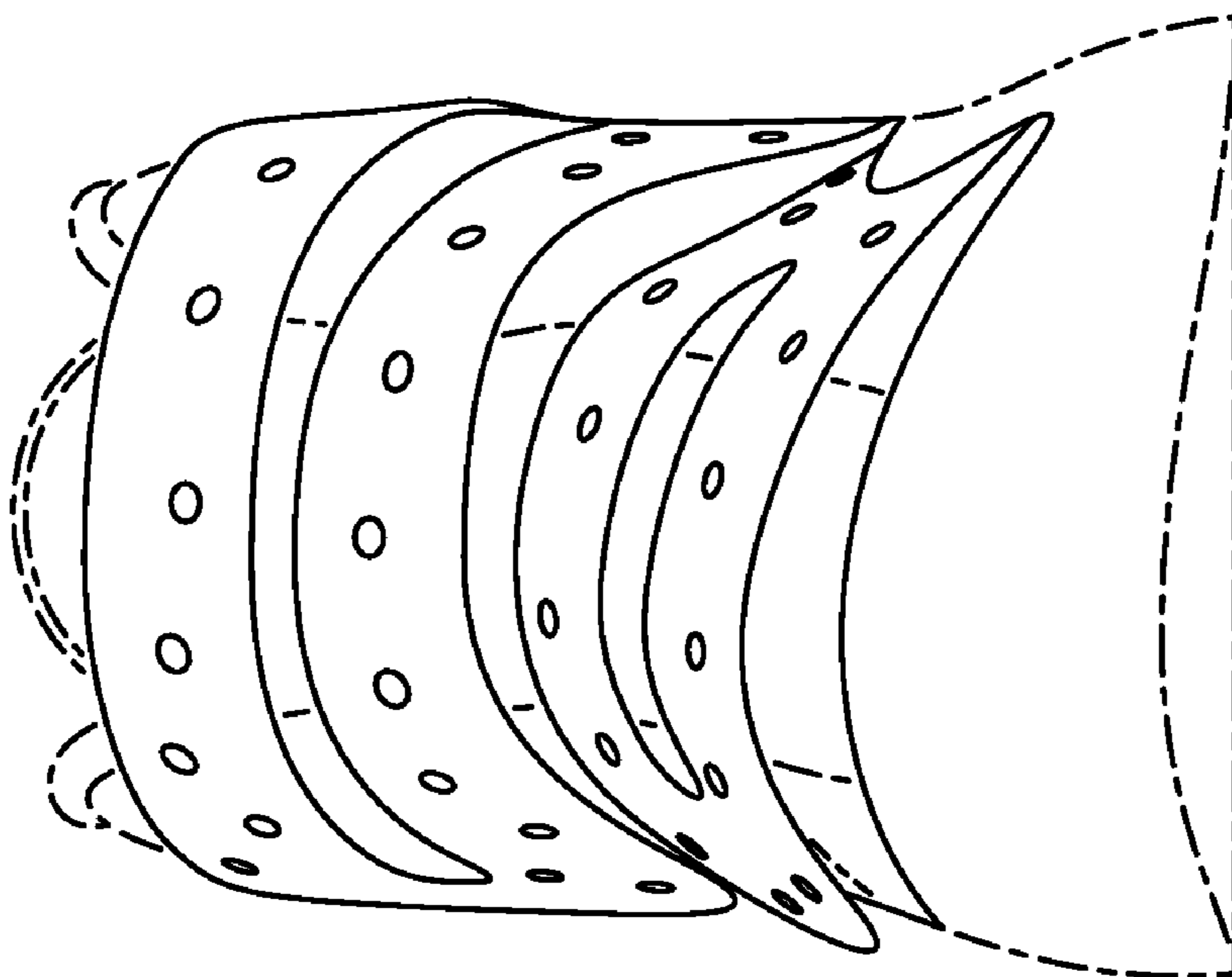


FIG. 5

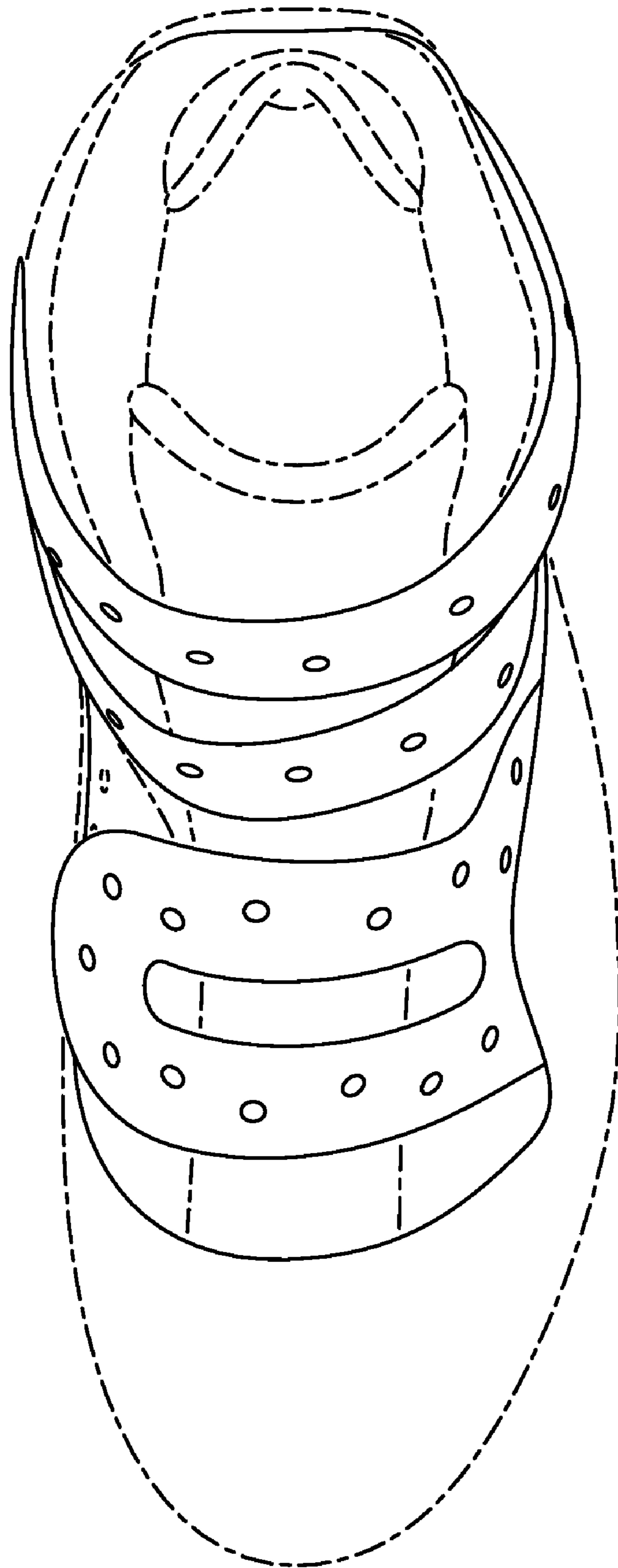


FIG. 7