



US00D571989S

(12) **United States Design Patent**  
**Siegal**

(10) **Patent No.:** **US D571,989 S**  
(45) **Date of Patent:** **\*\* Jul. 1, 2008**

(54) **ARCH SUPPORT**

(76) **Inventor:** **Carolyn Siegal**, 16161 Ventura Blvd.,  
Encino, CA (US) 91436

(\*\*) **Term:** **14 Years**

(21) **Appl. No.:** **29/268,639**

(22) **Filed:** **Nov. 9, 2006**

(51) **LOC (8) Cl.** ..... **02-44**

(52) **U.S. Cl.** ..... **D2/961**

(58) **Field of Classification Search** ..... D2/946,  
D2/961; 36/43, 44, 145-182

See application file for complete search history.

(56) **References Cited**

U.S. PATENT DOCUMENTS

1,408,267	A *	2/1922	Caterini	36/165
1,523,469	A *	1/1925	Young et al.	36/180
1,549,844	A *	8/1925	Mueller	36/181
1,837,488	A *	12/1931	Romero	36/180
1,928,634	A *	10/1933	Spicer et al.	36/179
1,930,889	A *	10/1933	Waksmundzka	36/181
2,063,625	A *	12/1936	Rigandi	36/181
2,082,891	A *	6/1937	Hubbard	36/160
2,097,959	A *	11/1937	Whitman	36/159
2,099,577	A *	11/1937	Silver	36/162
2,253,429	A *	8/1941	Hess	36/180
2,475,417	A *	7/1949	Wysowski	36/145
2,878,593	A *	3/1959	Lockridge	36/169
2,902,781	A *	9/1959	Rando	36/181
2,917,846	A *	12/1959	Scholl	36/145
2,961,781	A *	11/1960	Scholl	36/181
3,084,695	A *	4/1963	O'Donnell	36/174
3,086,520	A *	4/1963	Scholl	D2/961
3,265,071	A *	8/1966	Kirchner et al.	36/145
3,292,277	A *	12/1966	Teschon	36/154

3,398,469	A *	8/1968	Bressan	36/11.5
4,441,499	A *	4/1984	Comparetto et al.	36/154
5,067,255	A *	11/1991	Hutcheson	36/43
D336,718	S *	6/1993	Schroer, Jr.	D2/961
D341,022	S *	11/1993	Zona	D2/961
D353,259	S *	12/1994	Schroer, Jr.	D2/961
D354,616	S *	1/1995	Schroer, Jr.	D2/961
5,903,985	A *	5/1999	DeMarchi	36/155
D420,787	S *	2/2000	Robinson et al.	D2/961
6,349,487	B1 *	2/2002	Hice	36/43
D454,680	S *	3/2002	Koci	D2/961
D496,526	S *	9/2004	Grisoni et al.	D2/961
6,804,902	B1 *	10/2004	McCracken et al.	36/155
6,817,115	B2 *	11/2004	Polifroni	36/145
7,159,342	B2 *	1/2007	Grisoni et al.	36/180
D555,341	S *	11/2007	Vasyli et al.	D2/961

\* cited by examiner

*Primary Examiner*—Dominic Simone

(57) **CLAIM**

The ornamental design for “arch support,” as shown.

**DESCRIPTION**

FIG. 1 is a front elevational view of the “arch support” showing my new design;

FIG. 2 is a rear elevational view thereof;

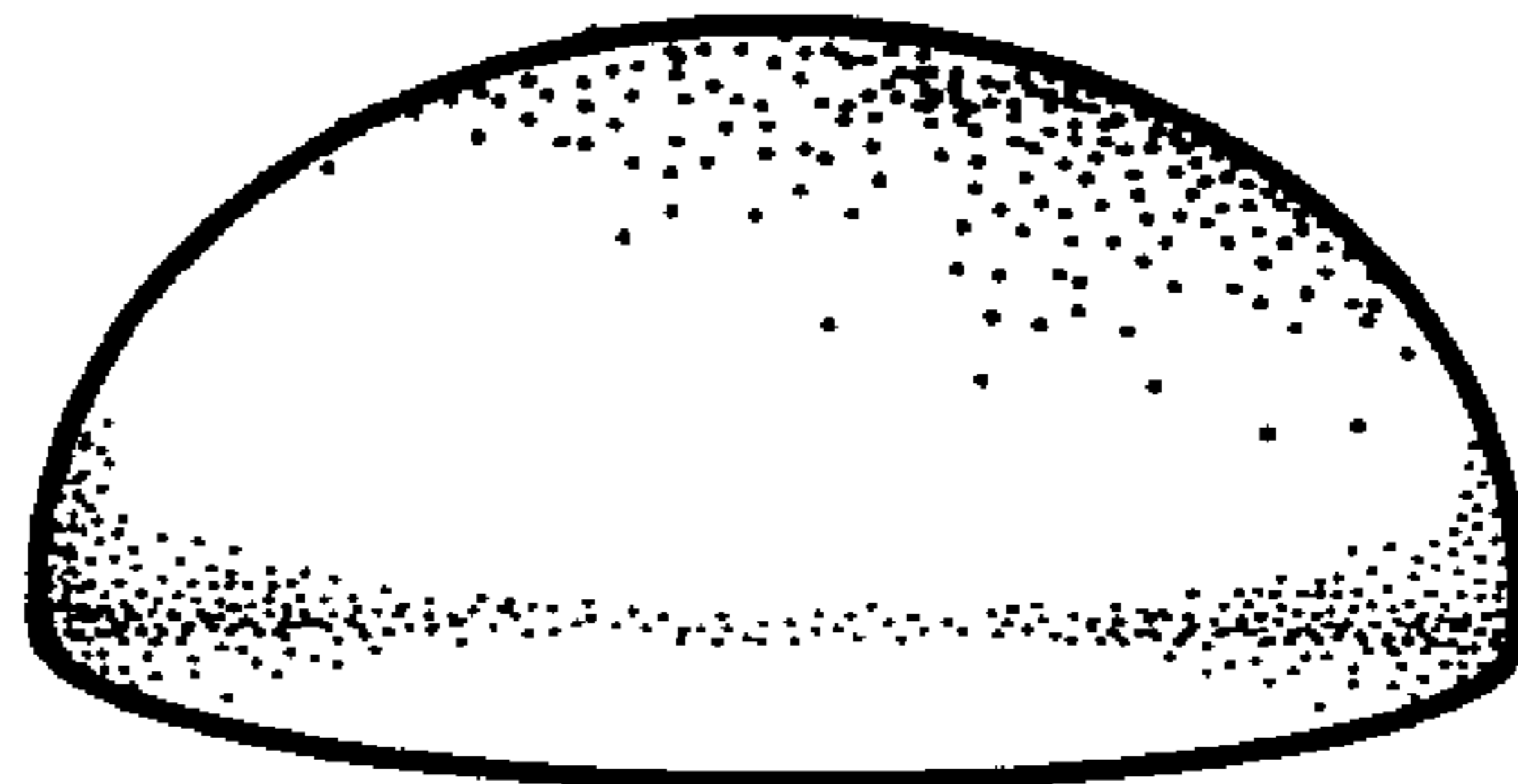
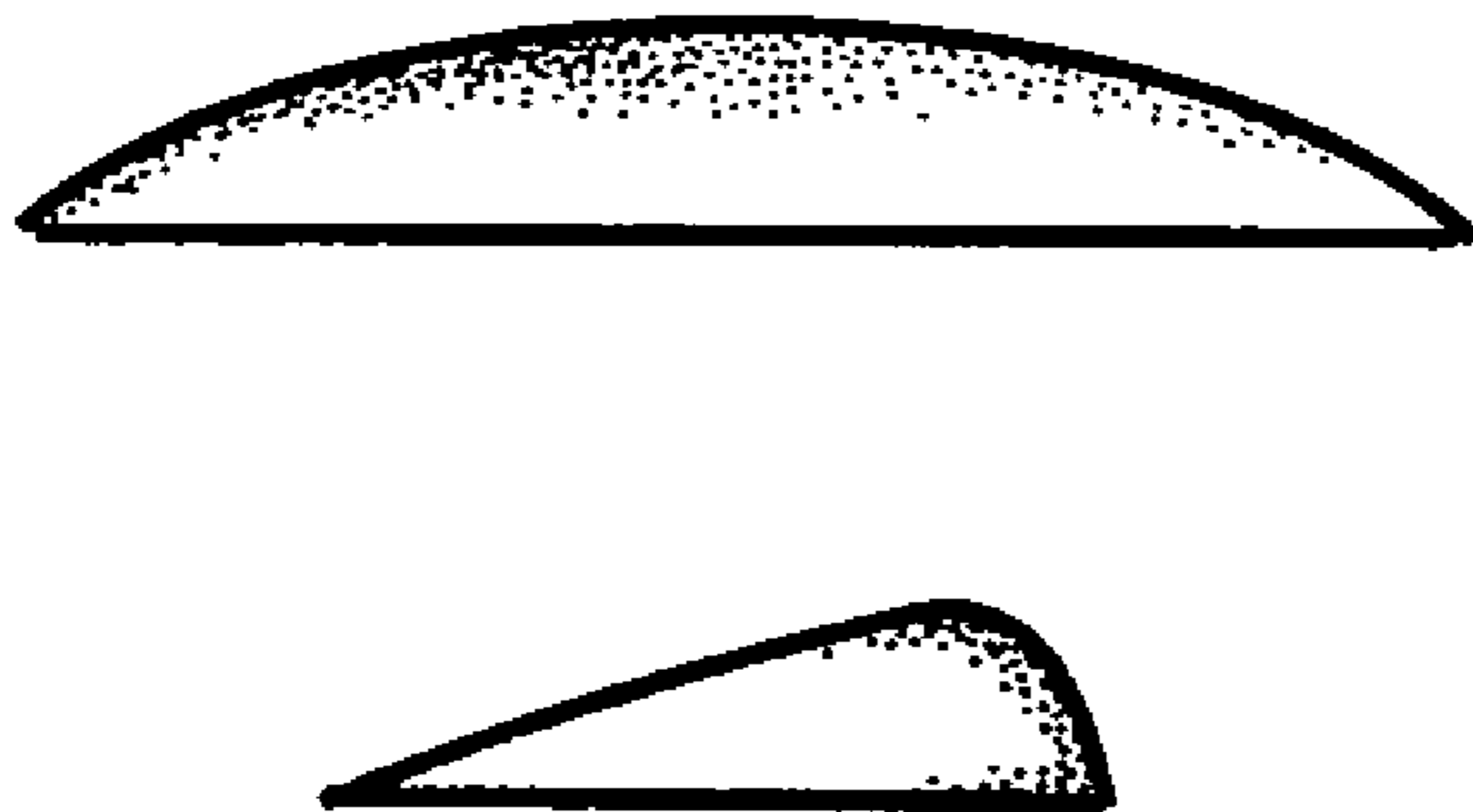
FIG. 3 is a right side view thereof, the left side view being the mirror image thereof;

FIG. 4 is a top plan side view thereof;

FIG. 5 is a bottom plan view thereof; and,

FIG. 6 is a perspective view thereof showing my new design with a shoe, the shoe being shown in broken lines for illustrative purposes only.

**1 Claim, 2 Drawing Sheets**

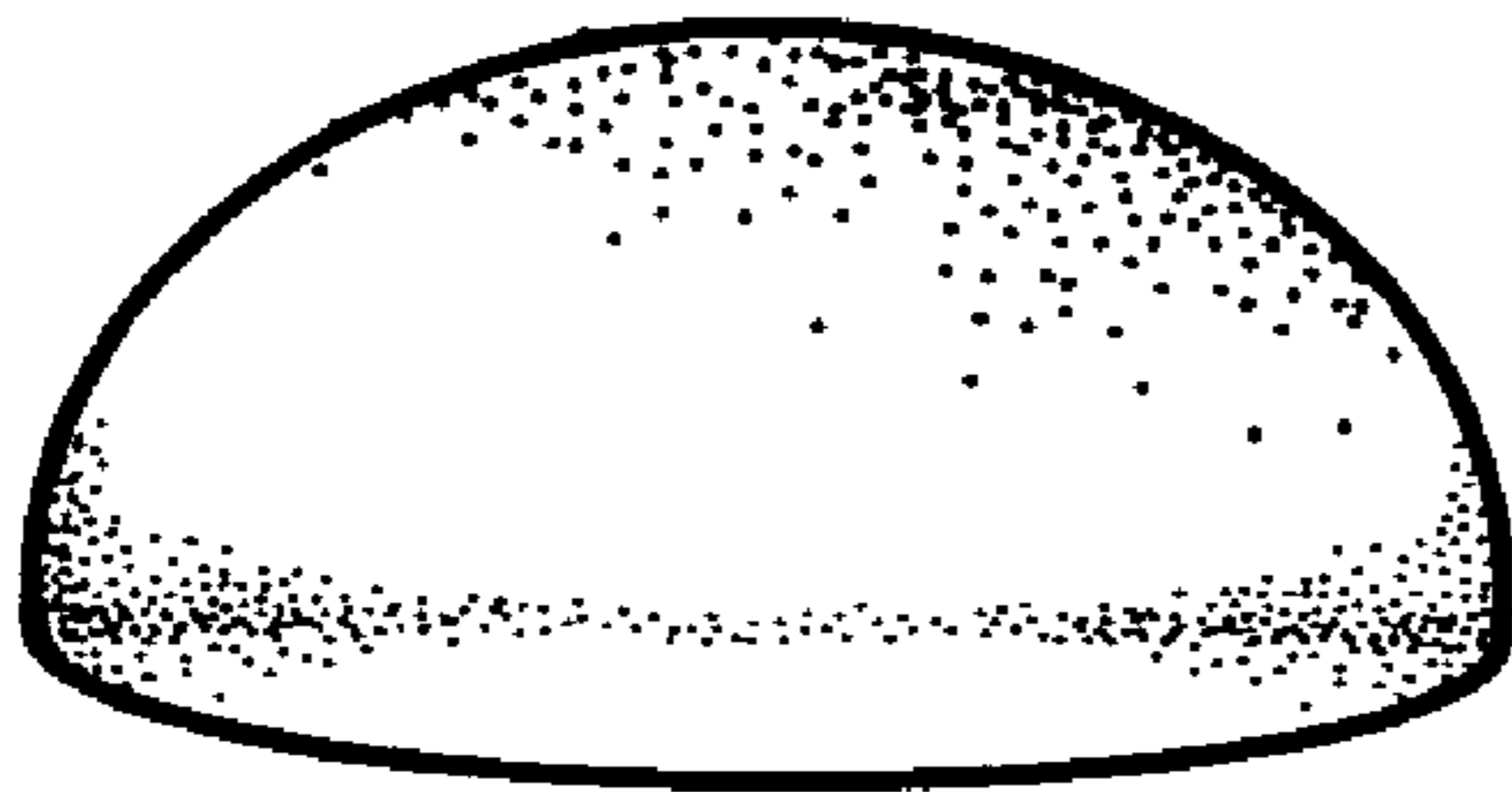




**Fig. 1**



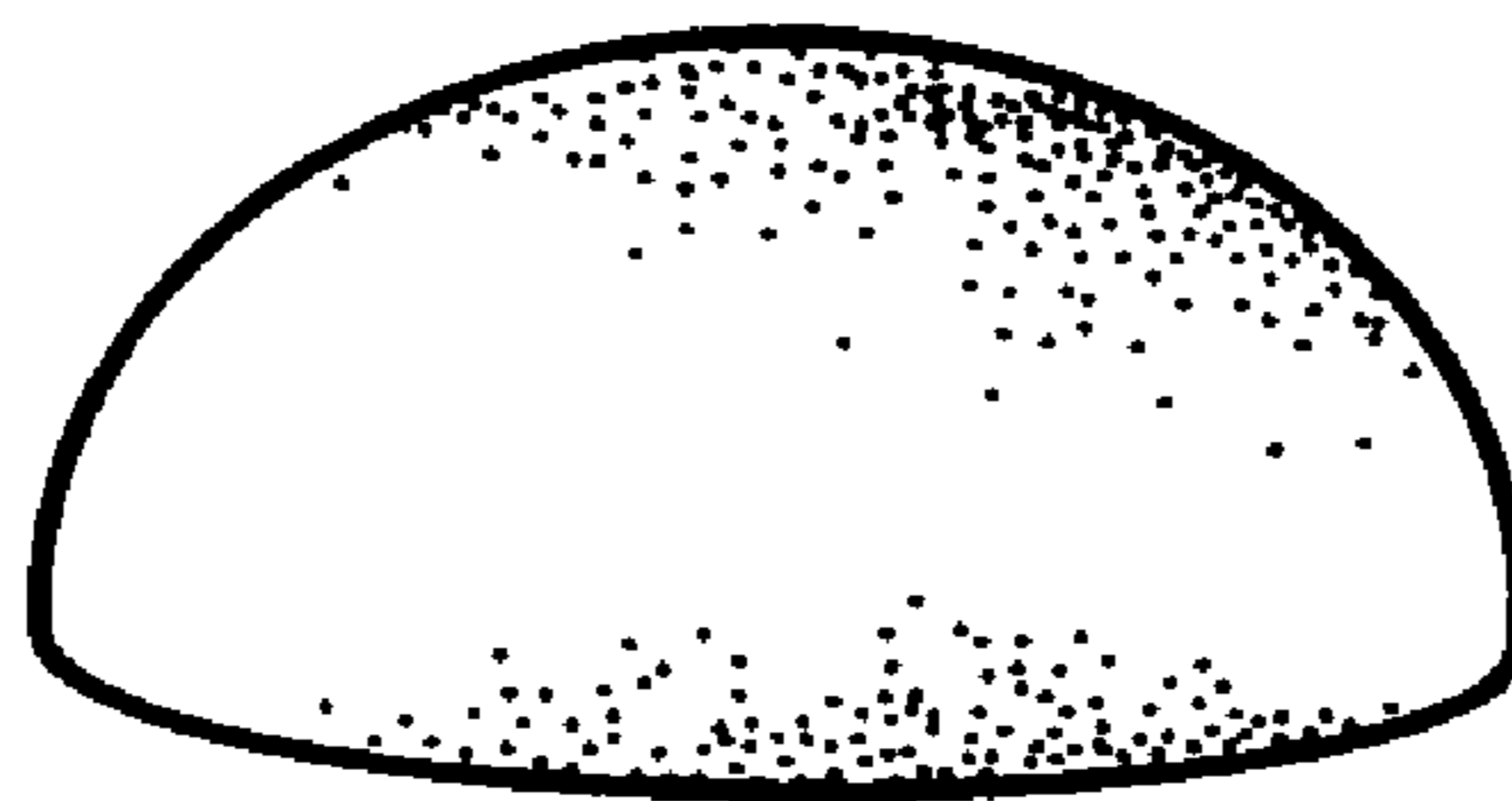
**Fig. 2**



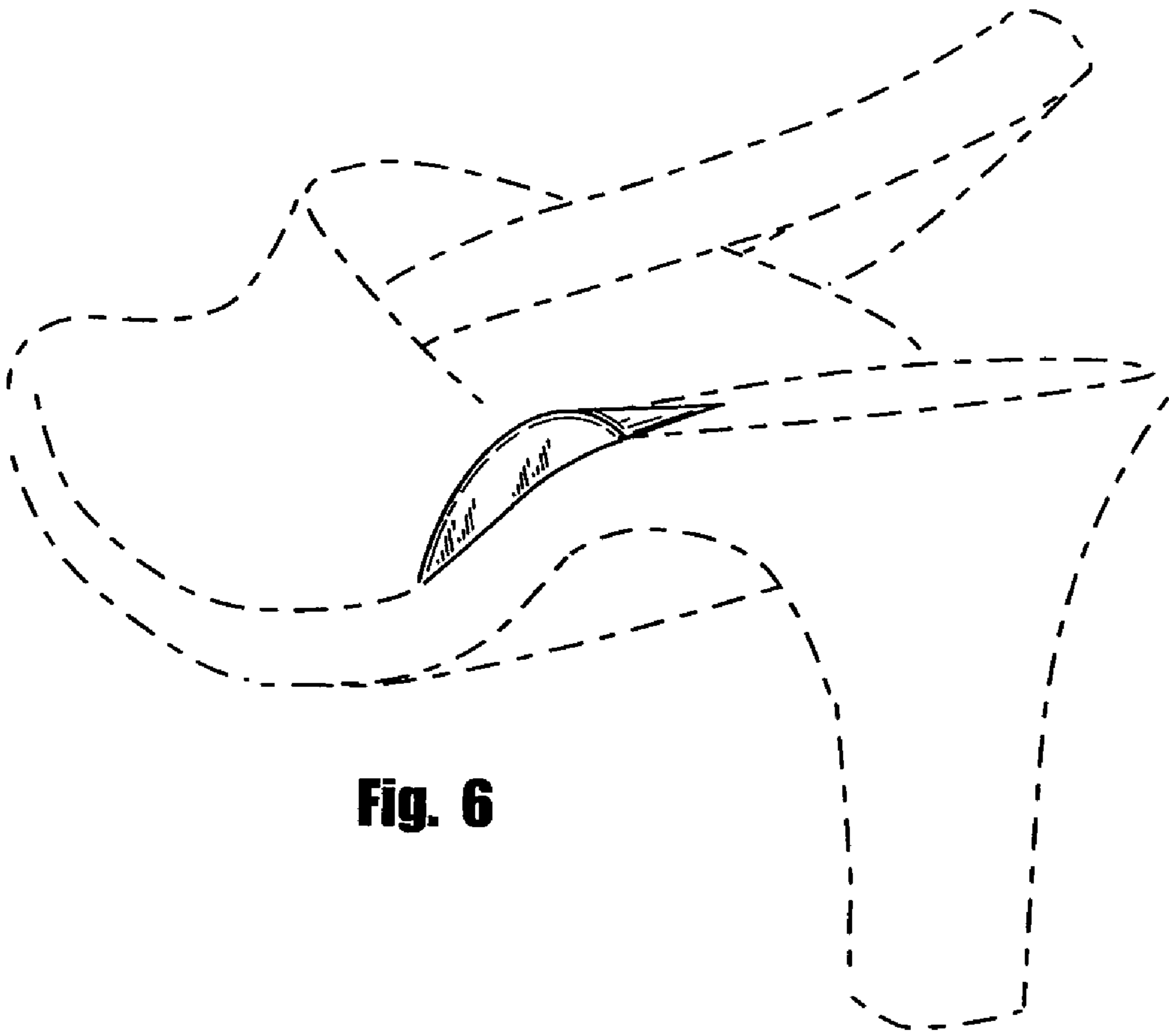
**Fig. 4**



**Fig. 3**



**Fig. 5**



**Fig. 6**