



US00D571986S

(12) **United States Design Patent**
Horton

(10) **Patent No.:** **US D571,986 S**
(45) **Date of Patent:** **** Jul. 1, 2008**

(54) **FOOTWEAR SOLE**

(75) Inventor: **Jamison Horton**, Anderson, SC (US)

(73) Assignee: **Deckers Outdoor Corporation**, Goleta, CA (US)

(**) Term: **14 Years**

(21) Appl. No.: **29/293,192**

(22) Filed: **Nov. 10, 2007**

(51) **LOC (8) Cl.** **02-04**

(52) **U.S. Cl.** **D2/953; D2/947**

(58) **Field of Classification Search** D2/902,
D2/906, 908, 947, 951-960; 36/3 B, 22 R,
36/24.5, 25 R, 28, 32 R, 67 A, 59 C, 103
See application file for complete search history.

(56) **References Cited**

U.S. PATENT DOCUMENTS

D351,055 S *	10/1994	Buck, IV	D2/953
D403,846 S *	1/1999	Bove et al.	D2/957
5,926,974 A *	7/1999	Friton	36/28
6,023,857 A *	2/2000	Vizy et al.	36/30 R
6,055,746 A *	5/2000	Lyden et al.	36/29
D474,584 S *	5/2003	Matis	D2/953
D481,200 S *	10/2003	Belley et al.	D2/947
D513,842 S *	1/2006	Paytavi	D2/957
D515,791 S *	2/2006	McClaskie	D2/953
7,168,187 B2 *	1/2007	Robbins	36/30 R
D554,838 S *	11/2007	McClaskie	D2/957
D557,885 S *	12/2007	McClaskie et al.	D2/953
D557,886 S *	12/2007	McClaskie et al.	D2/957
D565,285 S *	4/2008	Duffy et al.	D2/953

2005/0210705 A1* 9/2005 Grove et al. 36/25 R

OTHER PUBLICATIONS

Teva Fall 2000 Catalog (Style Nos. 6213 and 6214 on p. 12).
Teva Fall/Winter 2005 Footwear Catalog (Style Nos. 6764 and 6864 on p. 10).
Teva Spring Summer 2004 Catalog (Style Nos. 6765 and 6865 on p. 25).

* cited by examiner

Primary Examiner—Celia A Murphy

(74) *Attorney, Agent, or Firm*—Greer, Burns & Crain, Ltd.

(57) **CLAIM**

The ornamental design for a footwear sole, as shown and described.

DESCRIPTION

FIG. 1 is a bottom perspective view of a footwear sole showing my new design.

FIG. 2 is a right side elevational view thereof.

FIG. 3 is a left side elevational view thereof.

FIG. 4 is a front elevational view thereof.

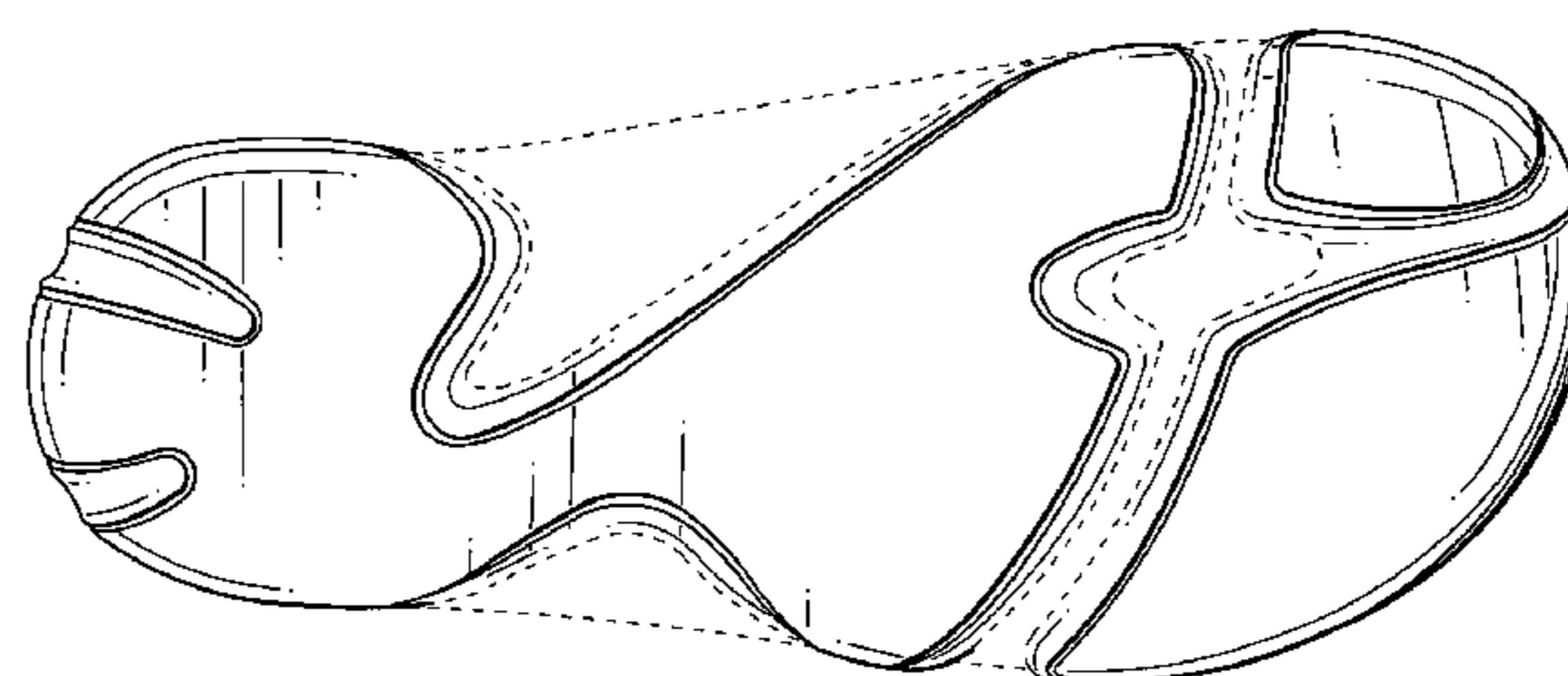

FIG. 5 is a rear elevational view thereof.

FIG. 6 is a top plan view thereof; and,

FIG. 7 is a bottom plan view thereof.

The broken lines immediately adjacent to the solid lines in FIGS. 1-7 represent the unclaimed boundaries of the design while the broken lines showing the remainder of the shoe sole and upper, illustrate the portions of the design that form no part of the claim.

1 Claim, 3 Drawing Sheets



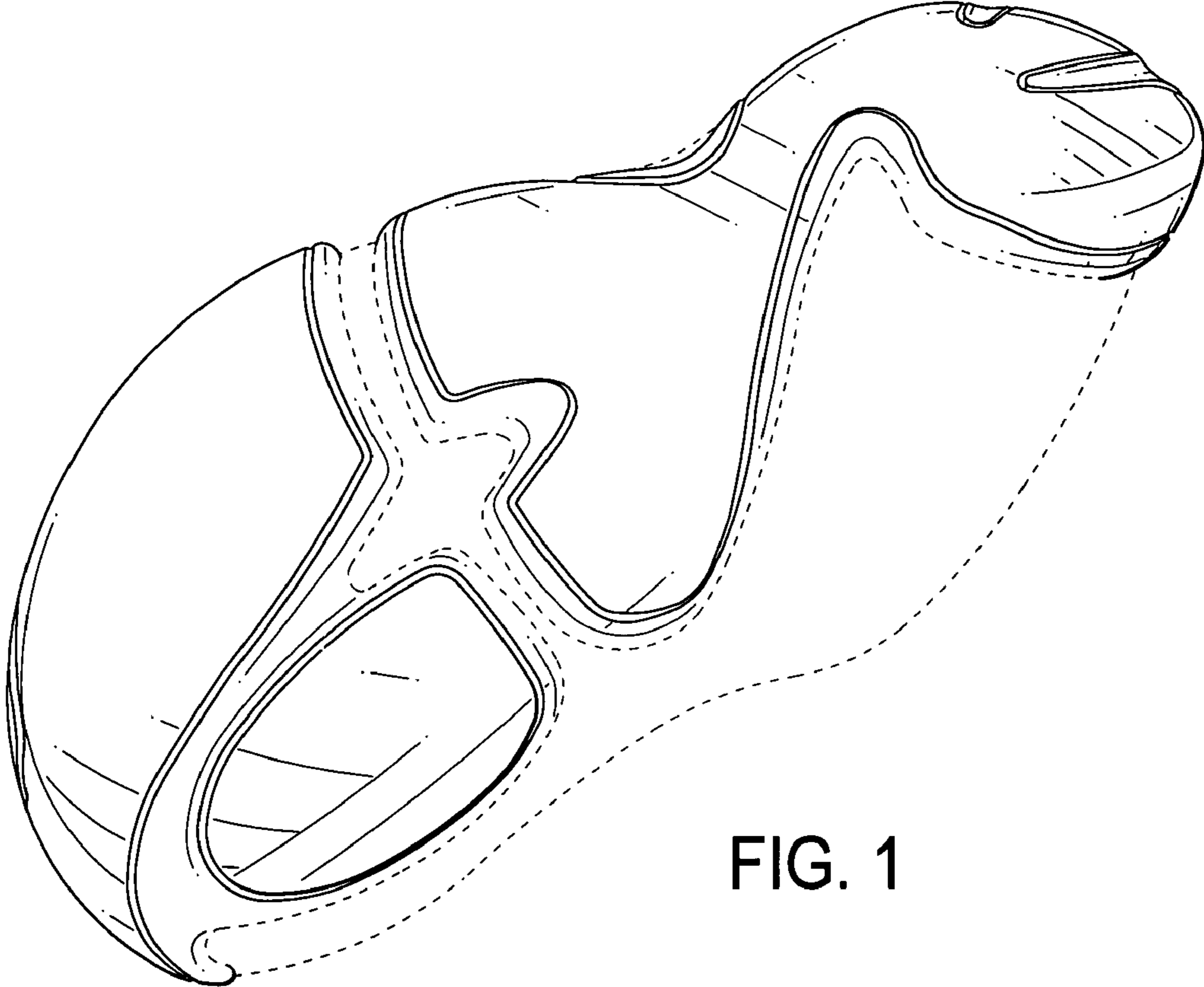


FIG. 1

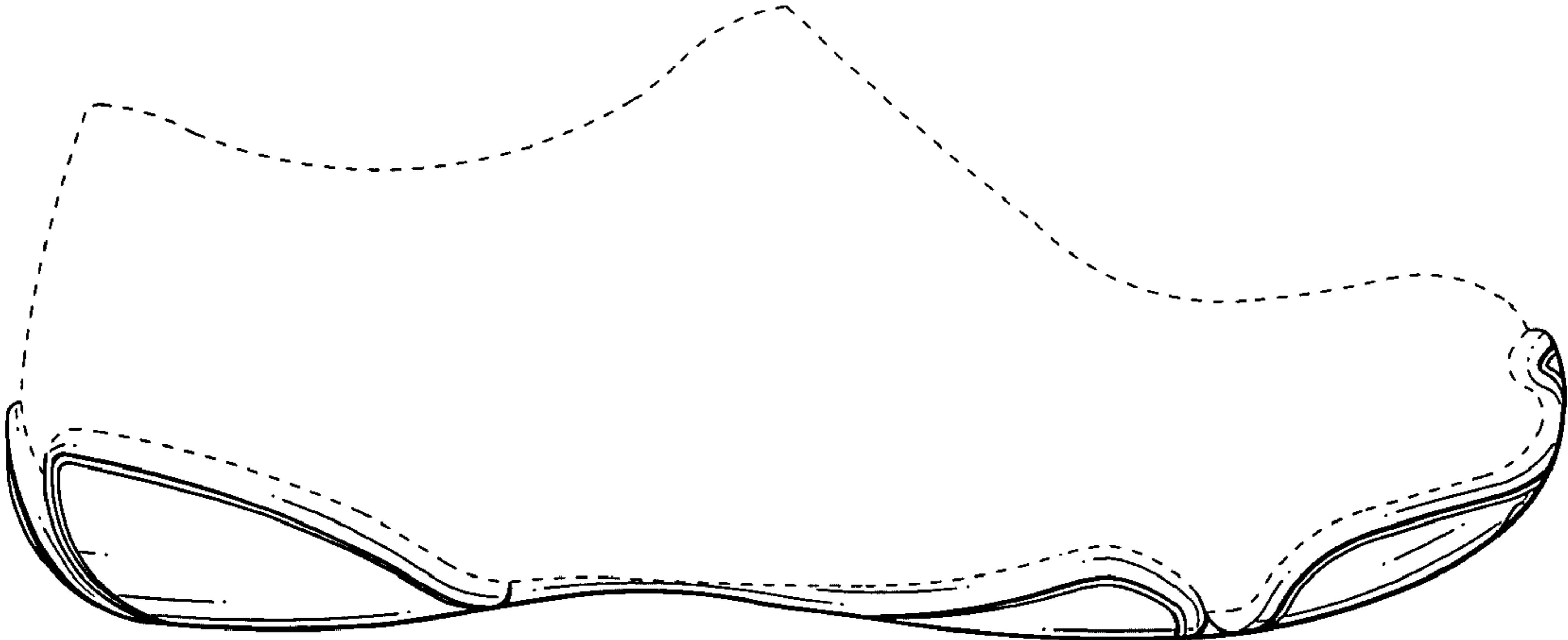


FIG. 2




FIG. 3

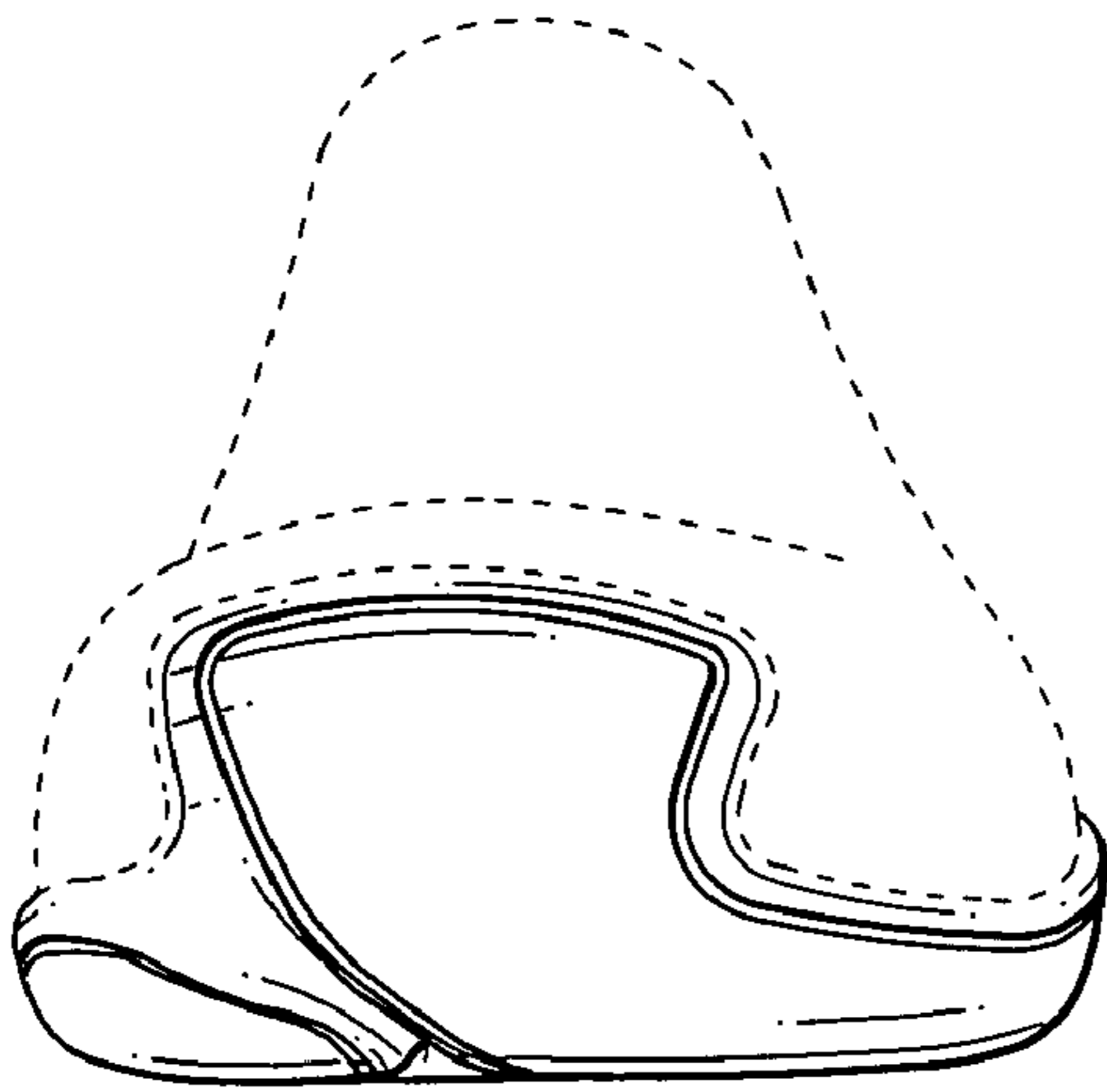


FIG. 4

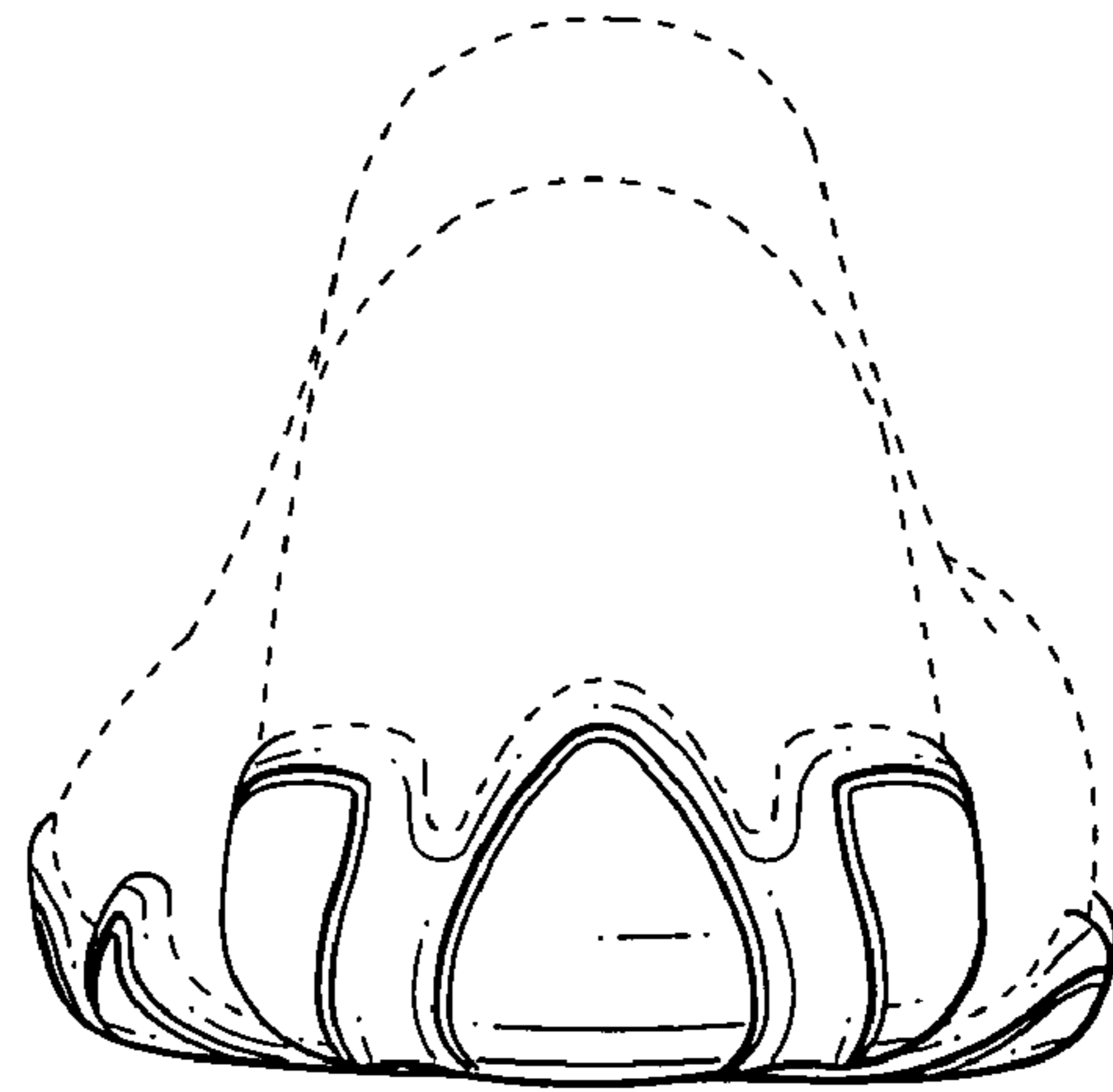


FIG. 5

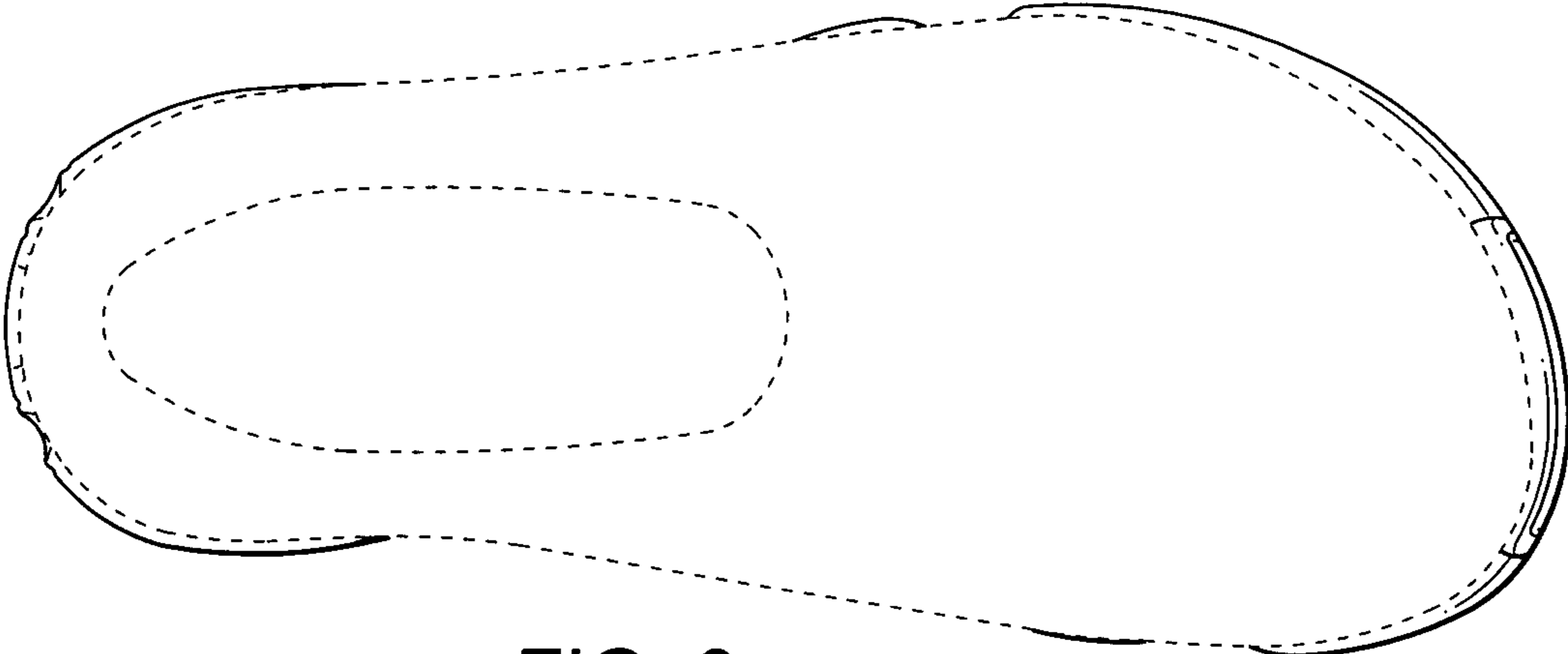


FIG. 6

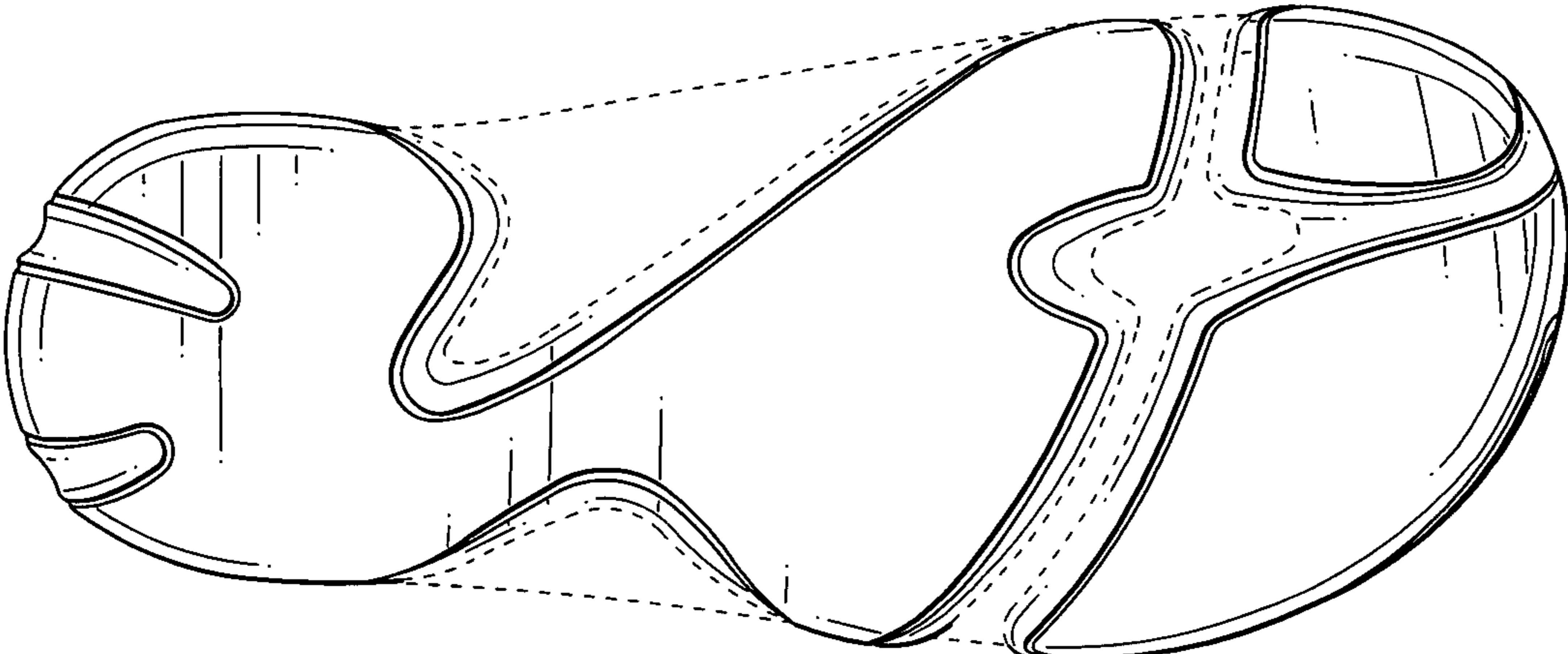


FIG. 7