



US00D571971S

(12) **United States Design Patent**
Yang

(10) **Patent No.:** **US D571,971 S**
(45) **Date of Patent:** **** Jun. 24, 2008**

- (54) **FOOT PEDAL**
- (75) Inventor: **Frank Yang**, Palos Verdes Peninsula, CA (US)
- (73) Assignee: **Simplehuman LLC**, Torrance, CA (US)
- (**) Term: **14 Years**
- (21) Appl. No.: **29/289,879**
- (22) Filed: **Aug. 6, 2007**

Related U.S. Application Data

- (62) Division of application No. 29/268,838, filed on Nov. 13, 2006, now Pat. No. Des. 548,917, which is a division of application No. 29/257,780, filed on Apr. 10, 2006, now Pat. No. Des. 536,150, which is a division of application No. 29/200,892, filed on Mar. 5, 2004, now Pat. No. Des. 522,206.

- (51) **LOC (8) Cl.** **09-09**
- (52) **U.S. Cl.** **D34/10**
- (58) **Field of Classification Search** D34/1, D34/7, 9, 10, 11; 220/908-913, 262-264
See application file for complete search history.

(56) **References Cited**

U.S. PATENT DOCUMENTS

D465,893	S	*	11/2002	Lin	D34/9
D468,508	S		1/2003	Yang		
6,608,267	B2		8/2003	Fischer et al.		
D481,508	S		10/2003	Wang		
D482,832	S	*	11/2003	Lin	D34/9
D485,407	S		1/2004	Walsh et al.		
D489,857	S		5/2004	Yang et al.		
D490,583	S		5/2004	Yang et al.		
D491,706	S		6/2004	Yang et al.		
D493,931	S		8/2004	Lin		
D494,723	S		8/2004	Lin		
6,784,388	B1		8/2004	Braaten		
D503,021	S		3/2005	Yang et al.		

D512,629	S		12/2005	Daams		
D517,766	S	*	3/2006	Lin	D34/9
7,033,039	B2		4/2006	Lin		
D524,005	S	*	6/2006	Lin	D34/9
D526,458	S	*	8/2006	Lin	D34/9
D530,477	S	*	10/2006	Lin	D34/9
D530,874	S	*	10/2006	Lin	D34/9
D532,573	S	*	11/2006	Lin	D34/9
D532,950	S	*	11/2006	Lin	D34/9
D535,800	S	*	1/2007	Yang et al.	D34/9
D539,499	S	*	3/2007	Yang et al.	D34/9
D544,170	S	*	6/2007	Lin	D34/9
D544,171	S	*	6/2007	Lin	D34/9
7,225,943	B2	*	6/2007	Yang et al.	220/263
D547,917	S	*	7/2007	Yang et al.	D34/9
D555,865	S	*	11/2007	Lin	D34/9
D555,868	S	*	11/2007	Lin	D34/9
2003/0201267	A1	*	10/2003	Yang et al.	220/263
2006/0266749	A1	*	11/2006	Yang et al.	220/263
2007/0029323	A1	*	2/2007	Yang et al.	220/263
2007/0182551	A1	*	8/2007	Yang et al.	340/545.3

* cited by examiner

Primary Examiner—Cynthia E Ramirez

(74) *Attorney, Agent, or Firm*—Raymond Sun

(57) **CLAIM**

The ornamental design for the foot pedal, as shown and described.

DESCRIPTION

FIG. 1 is a perspective view of a foot pedal according to the present invention;

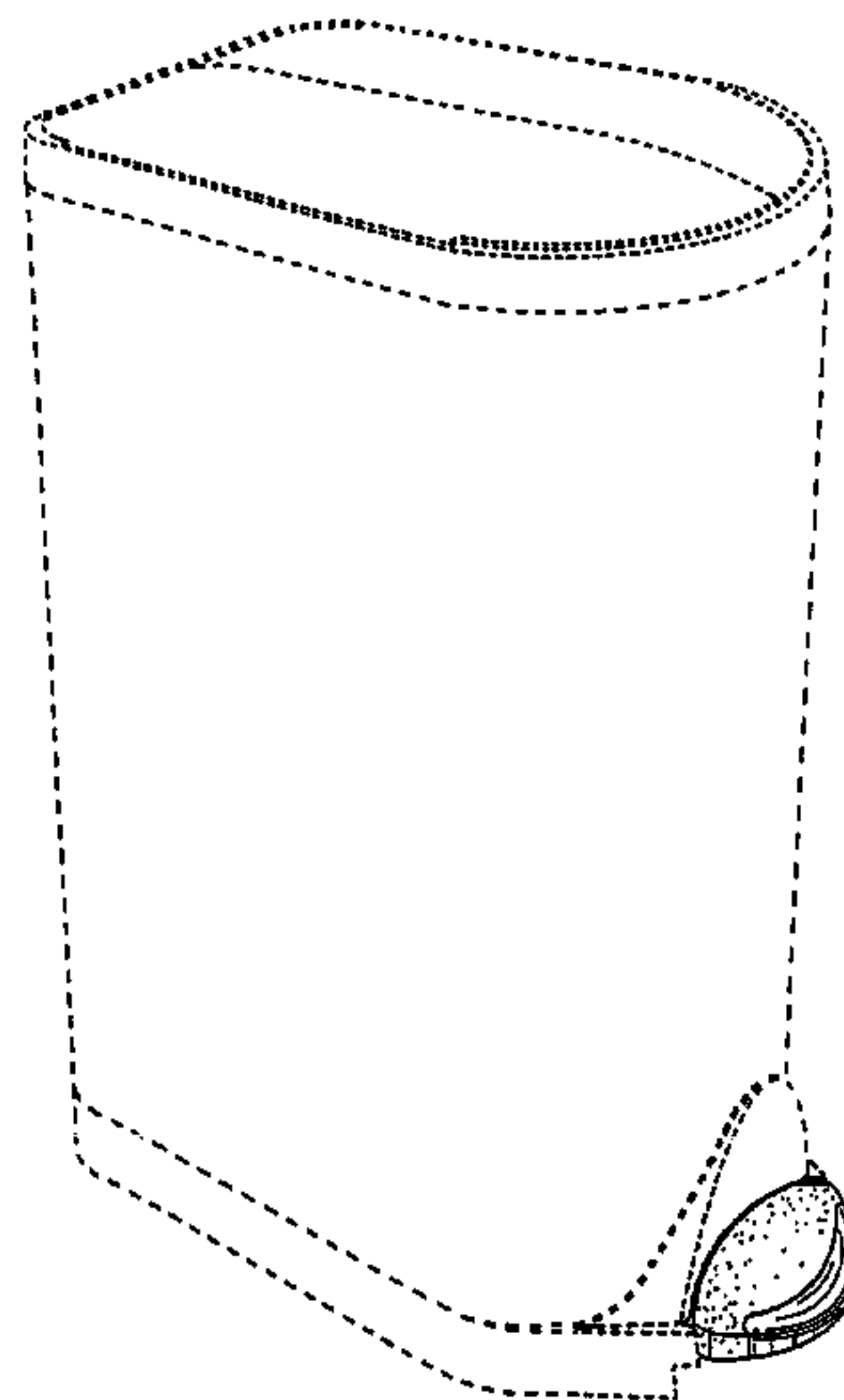
FIG. 2 is a front elevational view thereof;

FIG. 3 is a top plan view thereof; and,

FIG. 4 is a right side elevational view of the foot pedal, the left side being a mirror image thereof.

The broken line showing of a container is included for the purpose of illustrating environment and forms no part of the claimed design.

1 Claim, 4 Drawing Sheets



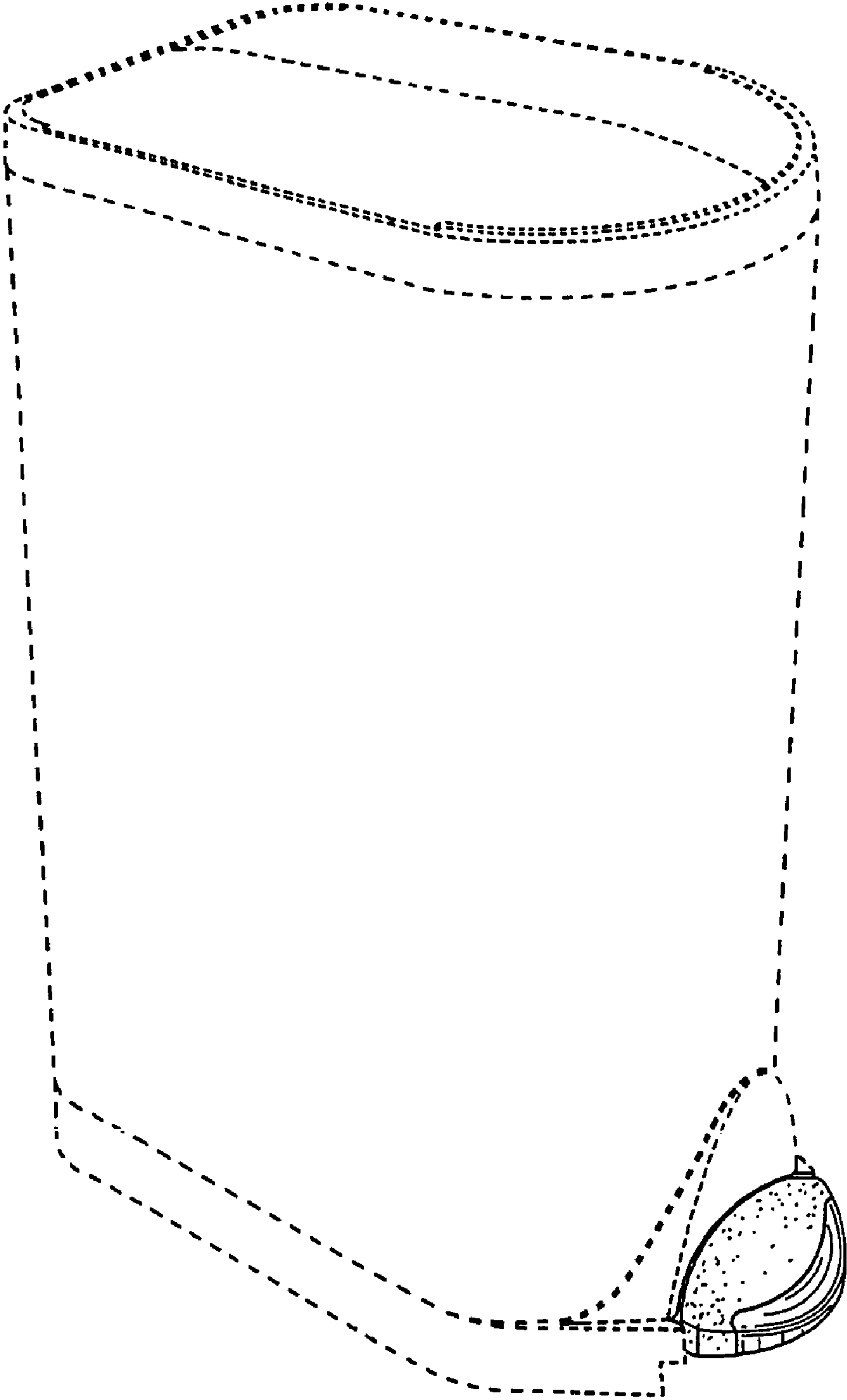


FIG. 1

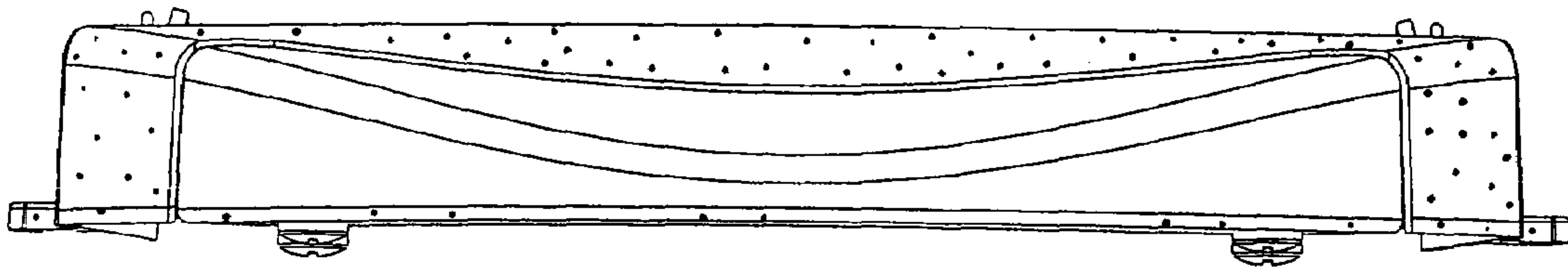


FIG. 2

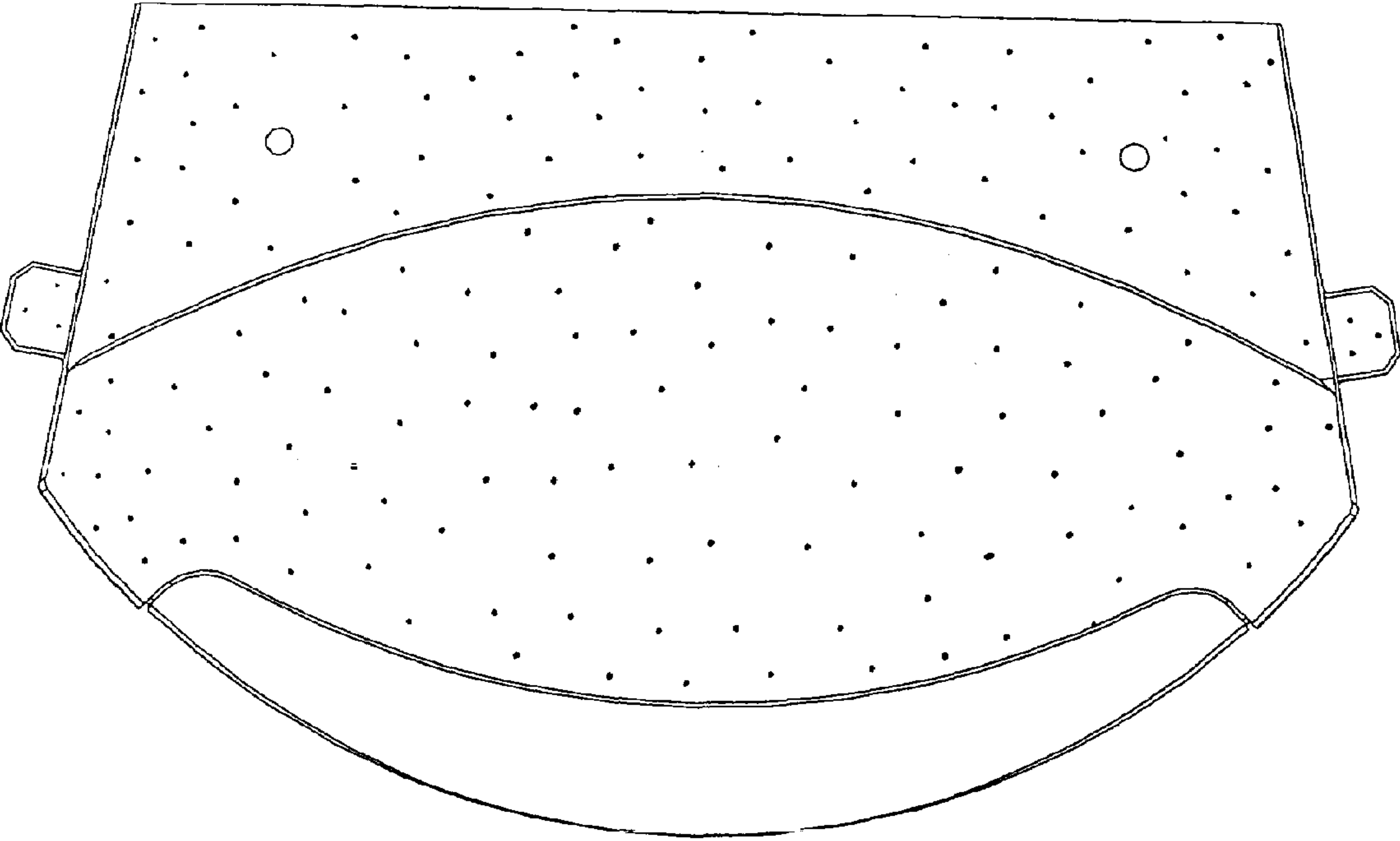


FIG. 3

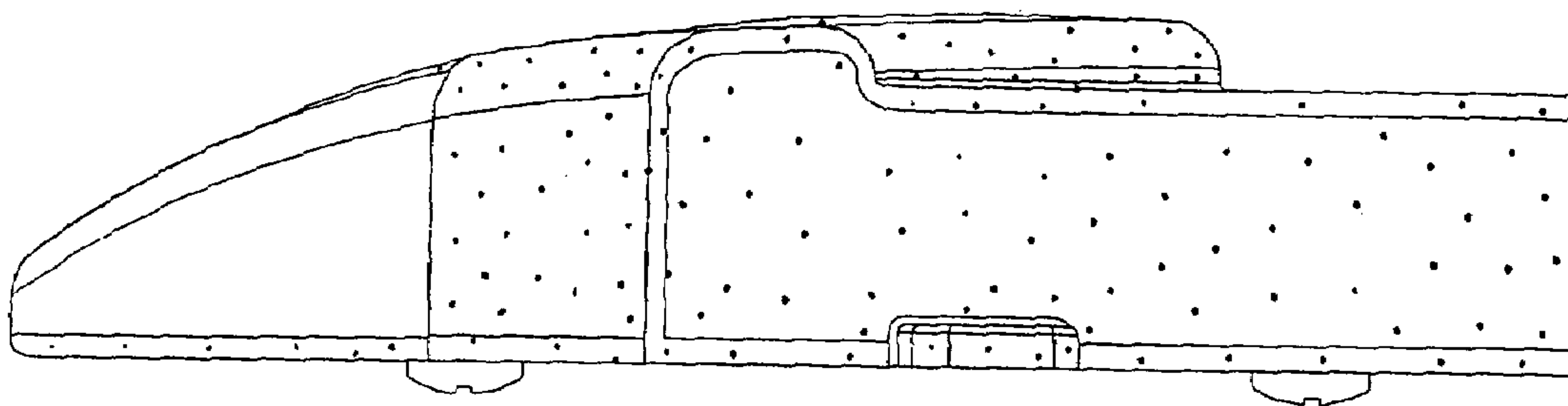


FIG. 4