



US00D571940S

(12) **United States Design Patent**  
**Tsutamori**

(10) **Patent No.:** **US D571,940 S**  
(45) **Date of Patent:** **\*\* Jun. 24, 2008**

(54) **REAR COMBINATION LAMP OF AUTOMOBILES**

D536,809 S \* 2/2007 James ..... D26/28  
D538,957 S \* 3/2007 Ishii ..... D26/28

(75) Inventor: **Daisuke Tsutamori**, Wako (JP)

\* cited by examiner

(73) Assignee: **Honda Motor Co., Ltd.**, Tokyo (JP)

*Primary Examiner*—Marcus A. Jackson

(\*\*) Term: **14 Years**

(74) *Attorney, Agent, or Firm*—Westerman, Hattori, Daniels & Adrian, LLP.

(21) Appl. No.: **29/281,236**

(57) **CLAIM**

(22) Filed: **Jun. 19, 2007**

The ornamental design for a rear combination lamp of automobiles, as shown and described.

(30) **Foreign Application Priority Data**

Dec. 20, 2006 (JP) ..... 2006-035005

**DESCRIPTION**

(51) **LOC (8) Cl.** ..... **26-06**

(52) **U.S. Cl.** ..... **D26/28**

(58) **Field of Classification Search** ..... D26/28-36;  
362/459-468, 475-478, 485-487  
See application file for complete search history.

FIG. 1 is a front view of the rear combination lamp;  
FIG. 2 is a plan view of the rear combination lamp;  
FIG. 3 is a right side view of the rear combination lamp;  
FIG. 4 is a left side view of the rear combination lamp; and,  
FIG. 5 is a front perspective view of the rear combination lamp.

(56) **References Cited**

**U.S. PATENT DOCUMENTS**

D532,535 S \* 11/2006 Lin ..... D26/28

**1 Claim, 3 Drawing Sheets**

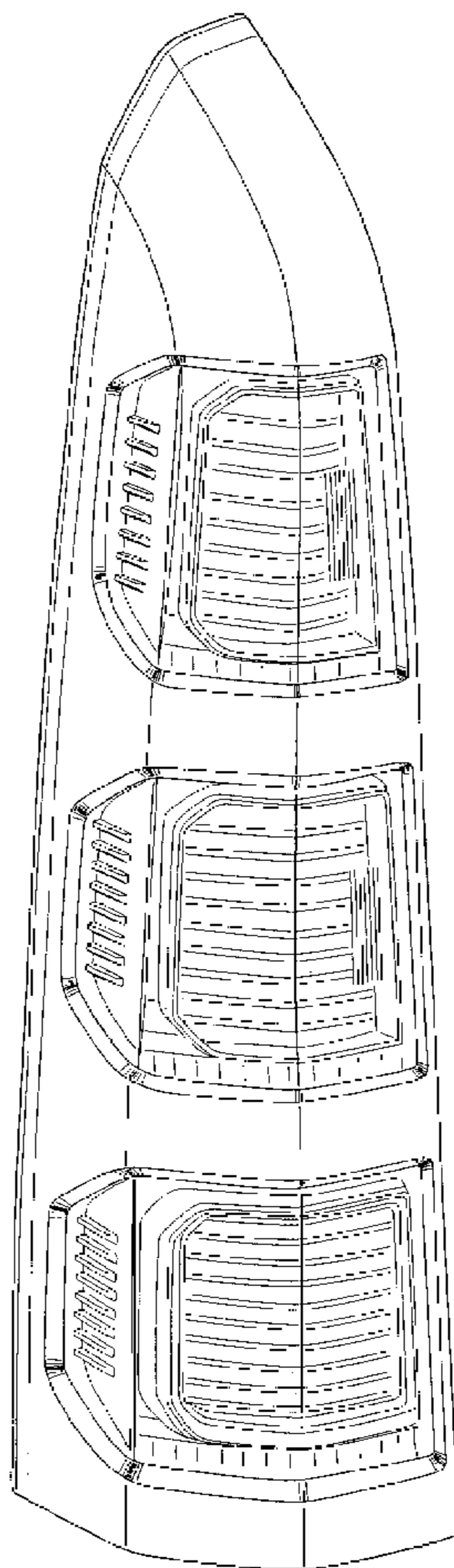


FIG.1

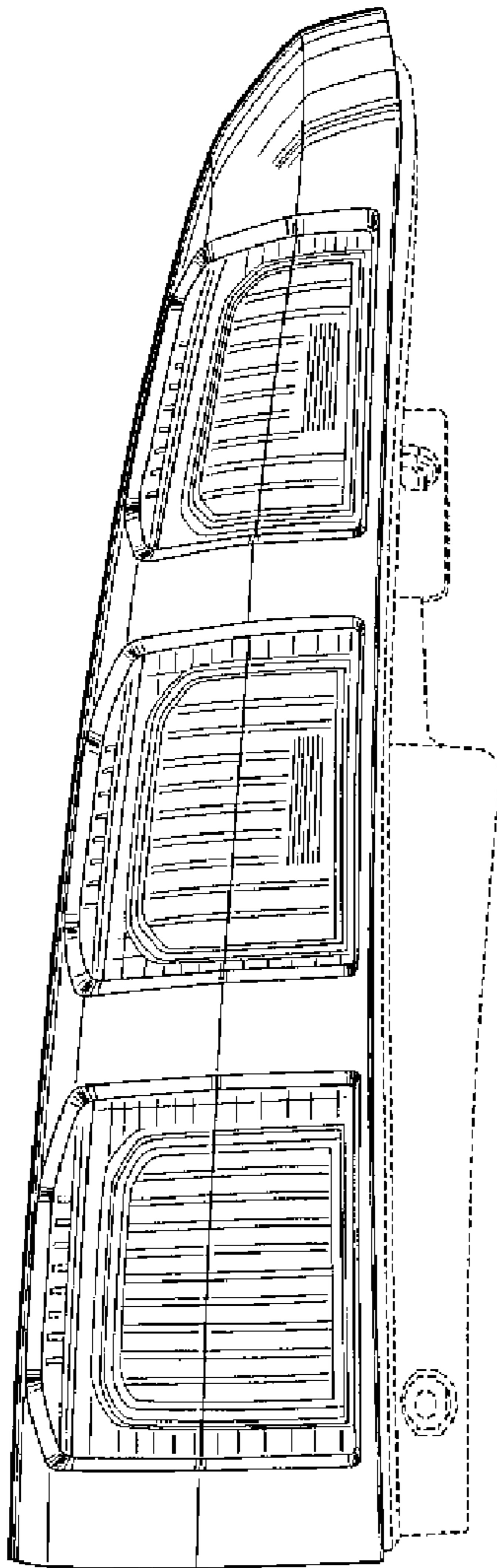


FIG.2

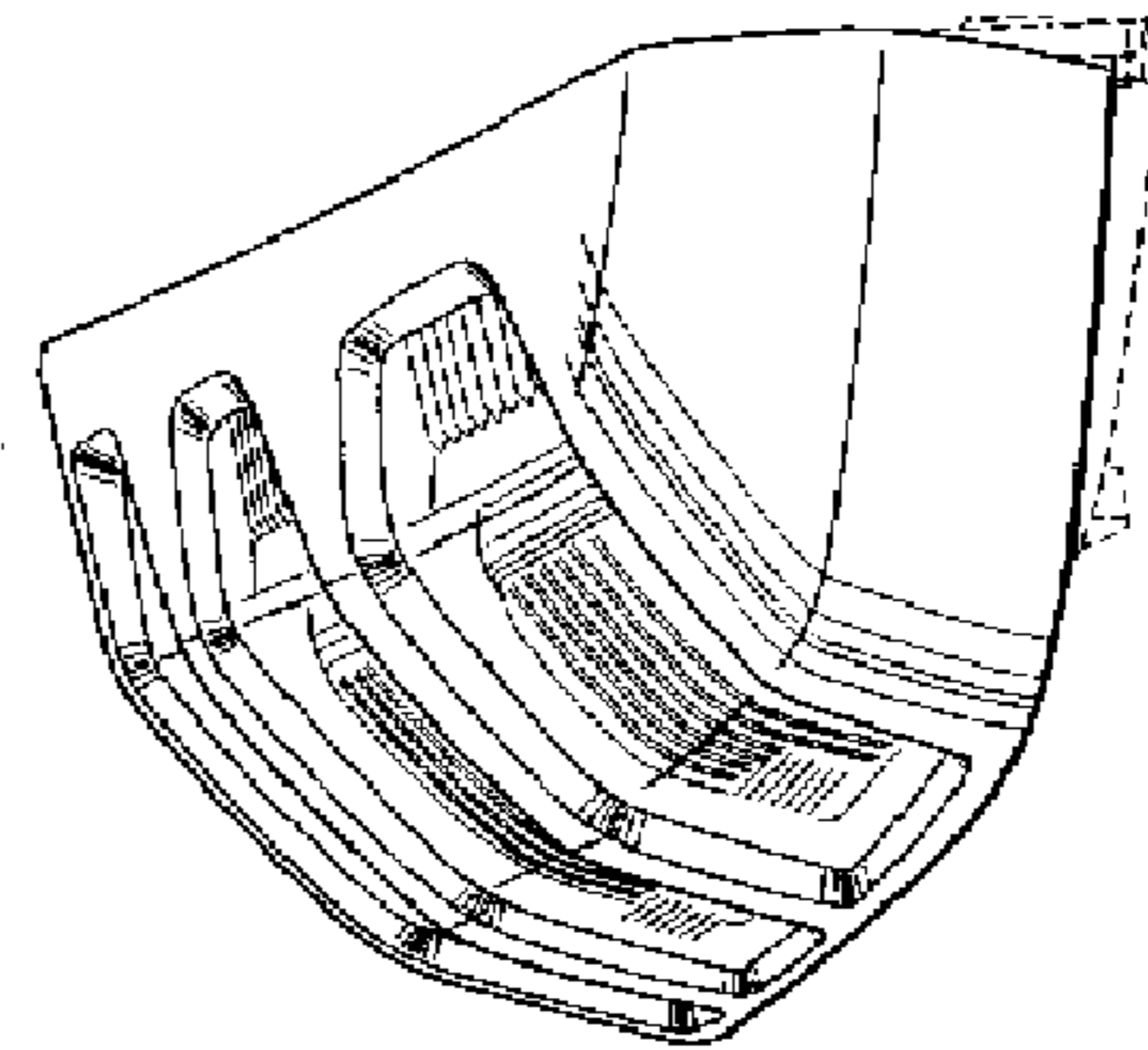


FIG.3

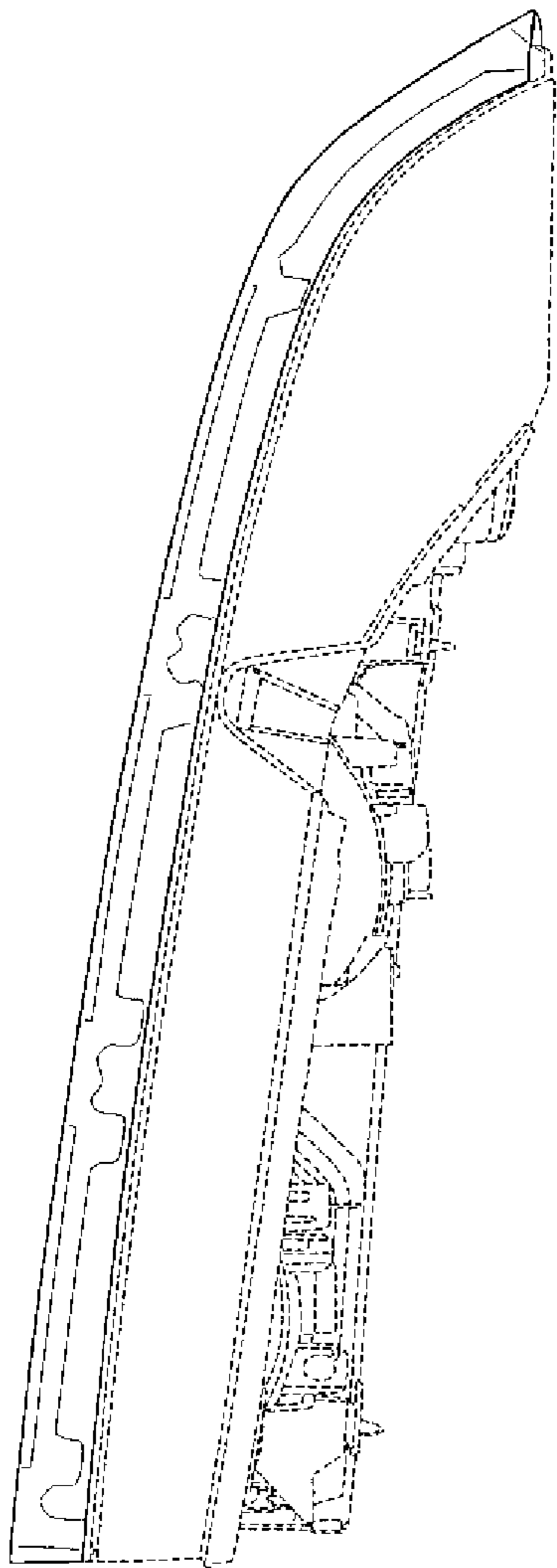


FIG.4

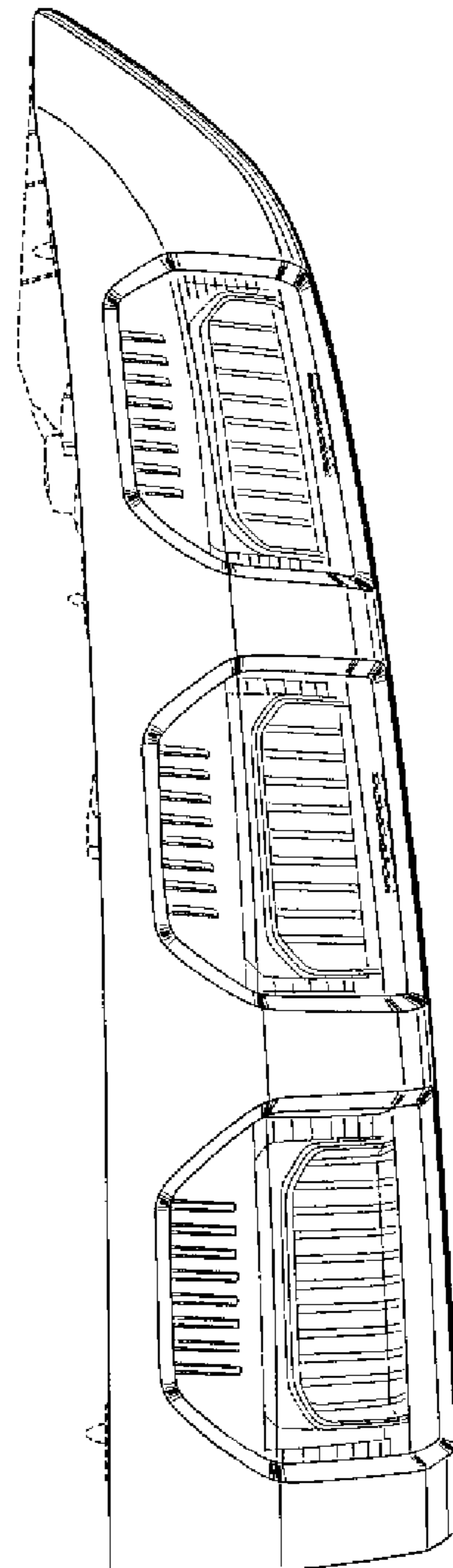


FIG.5

