



US00D571937S

(12) **United States Design Patent**
Shaw

(10) **Patent No.:** **US D571,937 S**
(45) **Date of Patent:** **** Jun. 24, 2008**

(54) **LAWN EDGING**

(75) Inventor: **Lydia Shaw**, Agincourt (CA)

(73) Assignee: **Integrated Plastics, Inc.**, Agincourt,
Ontario (CA)

(**) Term: **14 Years**

(21) Appl. No.: **29/281,232**

(22) Filed: **Jun. 19, 2007**

(30) **Foreign Application Priority Data**

Dec. 20, 2006 (CA) 118737

(51) **LOC (8) Cl.** **25-01**

(52) **U.S. Cl.** **D25/164**

(58) **Field of Classification Search** D25/164;
47/47, 32.4; 52/102

See application file for complete search history.

(56) **References Cited**

U.S. PATENT DOCUMENTS

2,651,502 A * 9/1953 Carvelo et al. 256/33
D229,209 S * 11/1973 Tabone D25/164
D361,853 S 8/1995 Northrop
D416,096 S 11/1999 Tisbo et al.
D416,339 S 11/1999 Shaw

D418,233 S 12/1999 Prassas et al.
6,026,610 A 2/2000 Northrop et al.
D426,322 S 6/2000 Anderson et al.
D457,251 S * 5/2002 Conde D25/164
D457,662 S 5/2002 Conde
6,779,297 B2 * 8/2004 Conde 47/33

* cited by examiner

Primary Examiner—Doris Clark

(74) *Attorney, Agent, or Firm*—Carter, DeLuca, Farrell &
Schmidt, LLP.

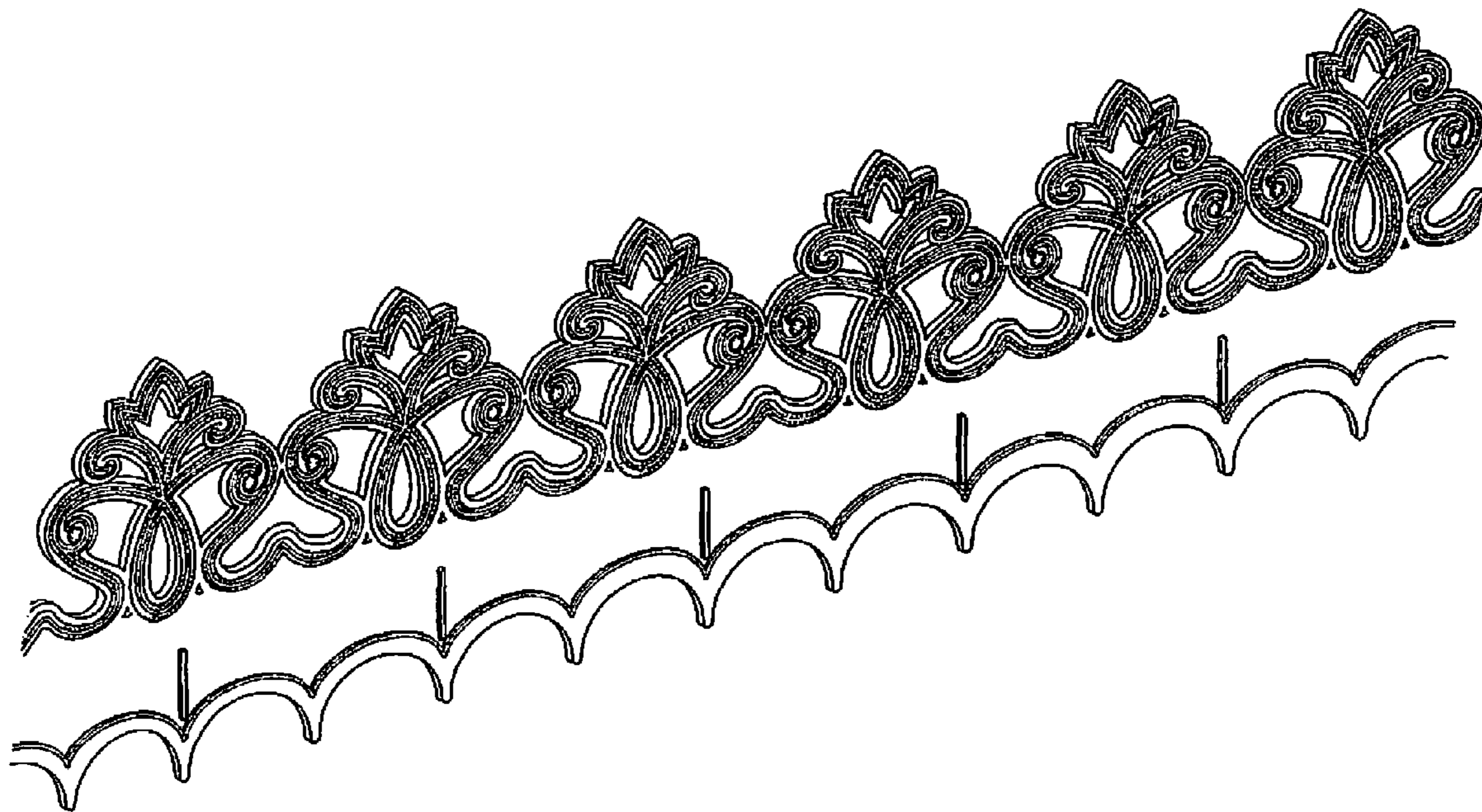
(57) **CLAIM**

The ornamental design for a lawn edging, as shown and
described.

DESCRIPTION

FIG. 1 is a side view of the lawn edging of the present design;
FIG. 2 is a top plan view thereof;
FIG. 3 is a side of the other side of the lawn edging of FIG. 1;
FIG. 4 is a top plan view thereof;
FIG. 5 is an end view thereof;
FIG. 6 is an end view of the other end thereof; and,
FIG. 7 is a perspective view of the lawn edging.

1 Claim, 4 Drawing Sheets



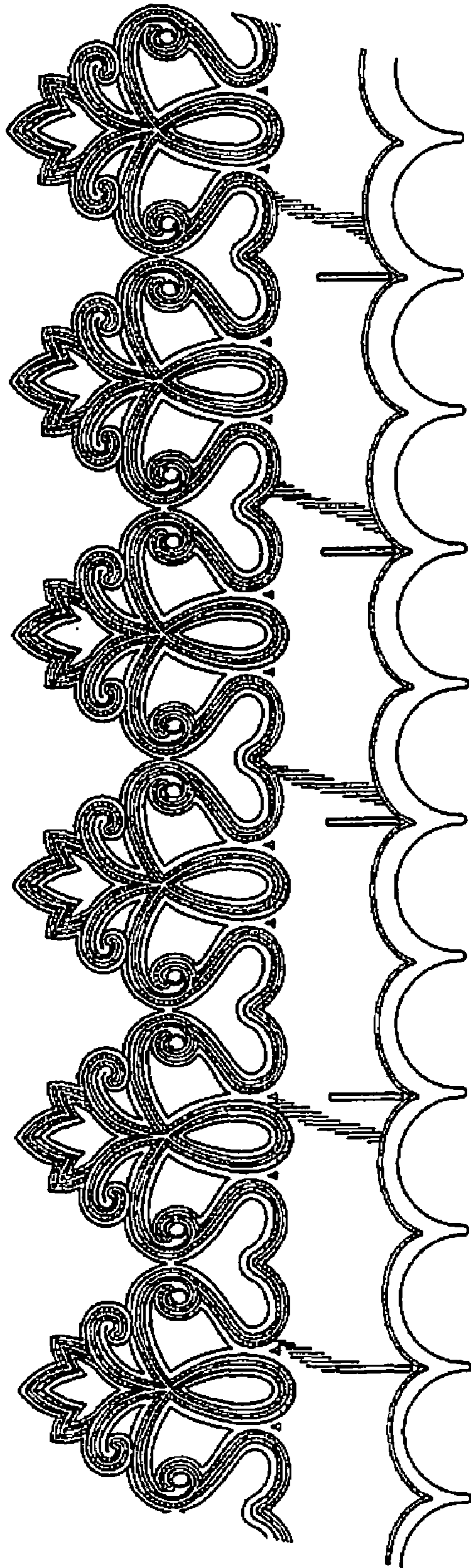


Fig. 1



Fig. 2

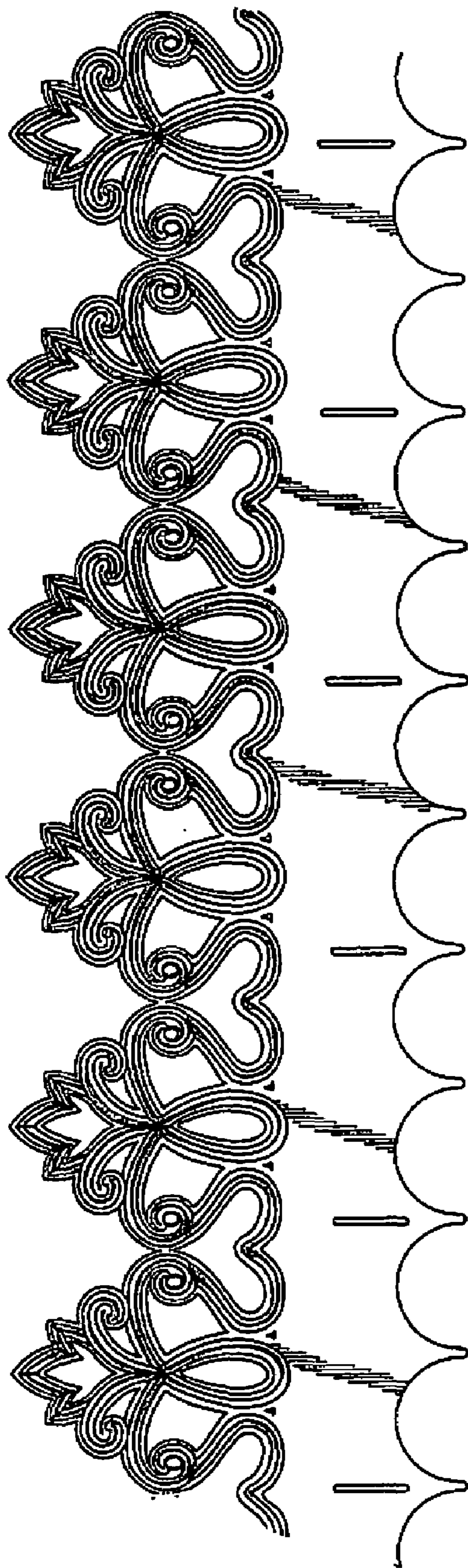


Fig. 3



Fig. 4



Fig.5



Fig. 6

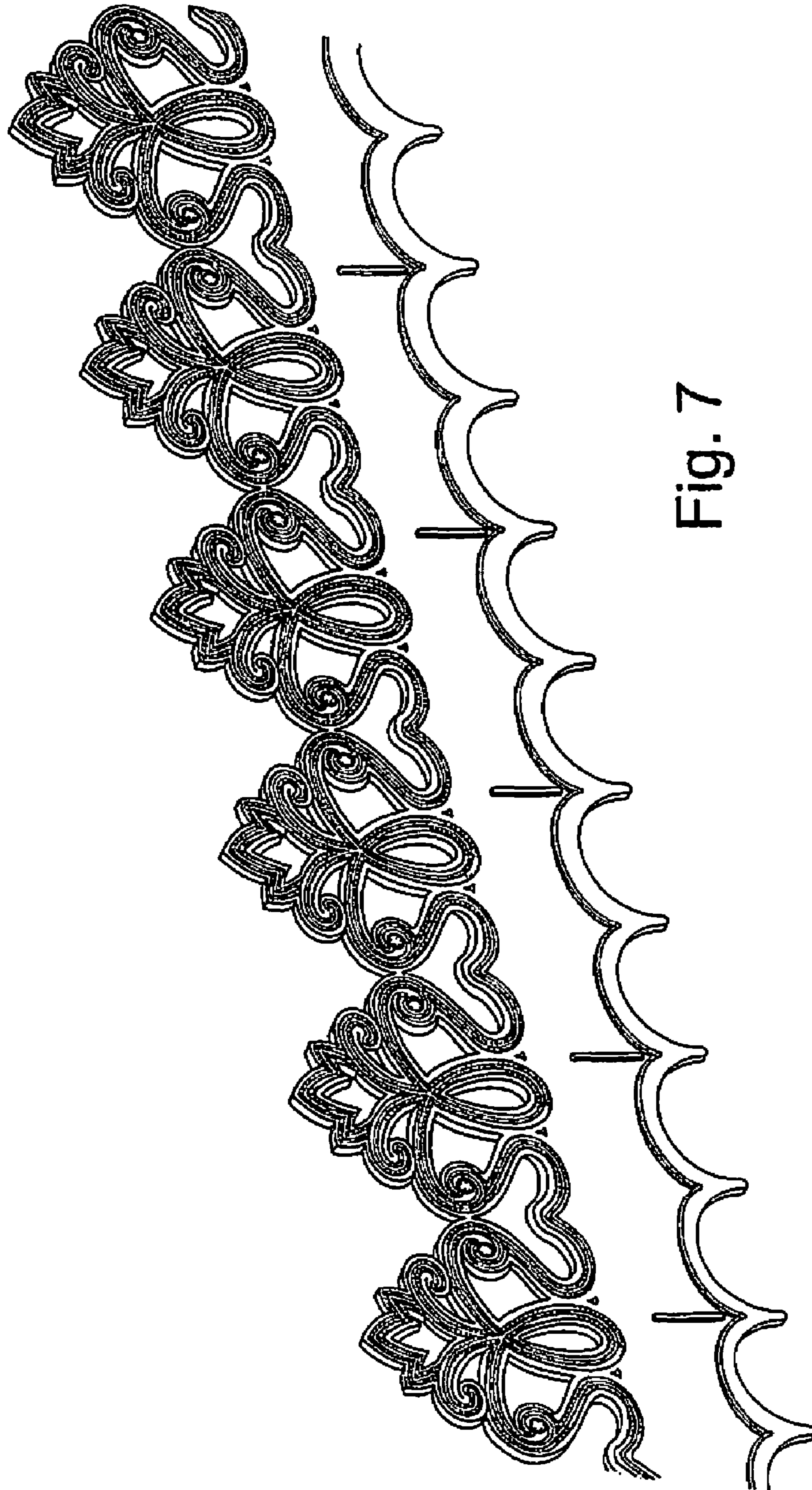


Fig. 7