



US00D571935S

(12) **United States Design Patent**
Park et al.

(10) **Patent No.:** **US D571,935 S**
(45) **Date of Patent:** **** Jun. 24, 2008**

(54) **DECORATIVE ARTIFICIAL MARBLE PANEL**

(75) Inventors: **Eung Seo Park**, Yeosu-si (KR); **Jae Wook Juen**, Seoul (KR); **Sung Mook Choi**, Yeosu-si (KR); **Myung Hwa Park**, Seoul (KR); **Sung Woo Cho**, Yeosu-si (KR); **Chang Ho Son**, Daejeon (KR)

(73) Assignee: **Cheil Industries, Inc.**, Gyung-sangbuk-do (KR)

(**) Term: **14 Years**

(21) Appl. No.: **29/274,530**

(22) Filed: **Apr. 30, 2007**

(30) **Foreign Application Priority Data**

Oct. 30, 2006 (KR) 30-2006-0043308

(51) **LOC (8) Cl.** **25-01**

(52) **U.S. Cl.** **D25/151**

(58) **Field of Classification Search** D25/138, D25/149, 163-164, 151, 156-157, 112-118, D25/152, 155; 52/311.2, 503-505, 596-609, 52/612, 286, 283-284, 590.1, 590.2, 169.4, 52/314; 405/284, 286-287, 15-16, 262; D21/483-486, 499-505; 428/131, 195, 206-207, 428/137, 913.3, 919; D6/396, 470, 472, D6/481

See application file for complete search history.

(56) **References Cited**

U.S. PATENT DOCUMENTS

2,245,047 A * 6/1941 Odell 52/314
D244,804 S * 6/1977 Kies D25/163
D253,434 S * 11/1979 Mittman et al. D25/163
D441,467 S * 5/2001 Boone D25/163

6,416,257 B1 * 7/2002 Rainey 405/262
6,737,148 B1 * 5/2004 Smith 428/131
D510,146 S * 9/2005 Attebery et al. D25/151
6,953,309 B1 * 10/2005 Tufts et al. 405/284
D531,327 S * 10/2006 Folliard D25/163
D532,119 S * 11/2006 Hammer D25/118
2005/0108973 A1 * 5/2005 Hammer et al. 52/596

* cited by examiner

Primary Examiner—Catherine R Oliver

(74) *Attorney, Agent, or Firm*—Lee & Morse, P.C.

(57) **CLAIM**

The ornamental design for a decorative artificial marble panel, as shown and described.

DESCRIPTION

The patent or application file contains at least one drawing executed in color. Copies of this patent or patent application publication with color drawing(s) will be provided by the Office upon request and payment of the necessary fee.

FIG. 1 is a photograph showing a perspective view of a decorative artificial marble panel according to our invention;

FIG. 2 is a photograph showing a front view of the panel;

FIG. 3 is a photograph showing a rear view of the panel;

FIG. 4 is a photograph showing a left side view of the panel;

FIG. 5 is a photograph showing a right side view of the panel;

FIG. 6 is a photograph showing a top plan view of the panel;

FIG. 7 is a photograph showing a bottom plan view of the panel; and,

FIG. 8 is a photograph showing an enlarged perspective view of a portion of the panel shown in the photograph of FIG. 1.

1 Claim, 3 Drawing Sheets
(3 of 3 Drawing Sheet(s) Filed in Color)




Fig. 1




Fig. 2




Fig. 3




Fig. 4




Fig. 5



Fig. 6



Fig. 7



Fig. 8

