



US00D571934S

(12) **United States Design Patent**
Stokes et al.

(10) **Patent No.:** **US D571,934 S**
(45) **Date of Patent:** **** Jun. 24, 2008**

(54) **DECORATIVE SCULPTURE OF A FLOORING STRIP FOR ATTACHING THREE OR MORE PIECES OF WOOD**

Primary Examiner—Catherine R. Oliver
(74) *Attorney, Agent, or Firm*—Eric Hanscom

(76) Inventors: **Michael Stokes**, 1151 N. 2nd St., El Cajon, CA (US) 92021; **Victoria Stokes**, 1151 N. 2nd St., El Cajon, CA (US) 92021

(57) **CLAIM**

The ornamental design for a decorative sculpture of a flooring strip for attaching three or more pieces of wood, as shown.

(**) Term: **14 Years**

DESCRIPTION

(21) Appl. No.: **29/258,933**

FIG. 1 is a Side Perspective view of a decorative sculpture of a flooring strip for attaching three or more pieces of wood showing my new design,;

(22) Filed: **May 1, 2006**

FIG. 2 is a Bottom Perspective view thereof;

(51) **LOC (8) Cl.** **25-01**

FIG. 3 is a Top View thereof;

(52) **U.S. Cl.** **D25/136**

FIG. 4 is a Bottom View thereof;

(58) **Field of Classification Search** D25/136,
D25/121, 119, 55, 122, 138; 52/350, 481.1,
52/461, 733.2, 716.1, 287.1, 288.1, 479,
52/220.1, 729.1, 731.9

FIG. 5 is a Front or Rear View thereof; and,

FIG. 6 is a Side View thereof.

See application file for complete search history.

The application relates to the design of a decorative sculpture, consisting of a flat strip of Flooring, preferably stainless steel, burnished aluminum, plastic with a faux wood grain finish or some other attractive material, which has been bent slightly on either side of the center of the sculptural object, with aesthetically pleasing, curved end portions which, in addition to its aesthetic qualities, are shaped to fit into a pieces of wood to hold them together to create a mosaic of different pieces of wood in a variety of possible color combinations, whether used on the top or bottom of the pieces of wood.

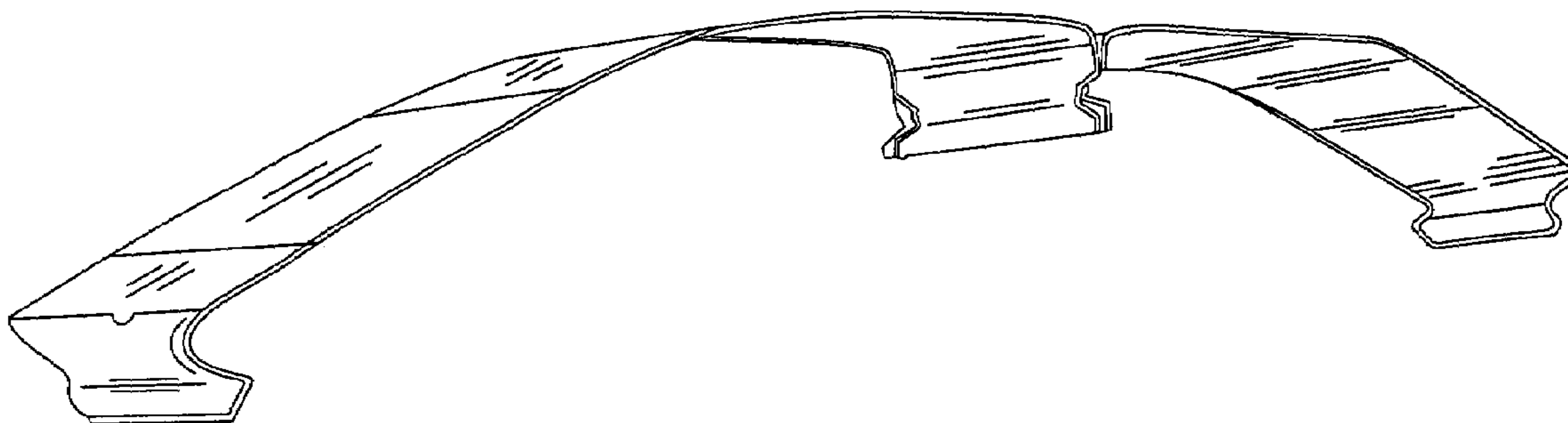
(56) **References Cited**

U.S. PATENT DOCUMENTS

D474,549 S *	5/2003	Krieger	D25/136
D529,633 S *	10/2006	Zarb	D25/136
D549,851 S *	8/2007	Antonic	D25/119
2003/0140592 A1 *	7/2003	Fjeld	52/729.1

* cited by examiner

1 Claim, 3 Drawing Sheets



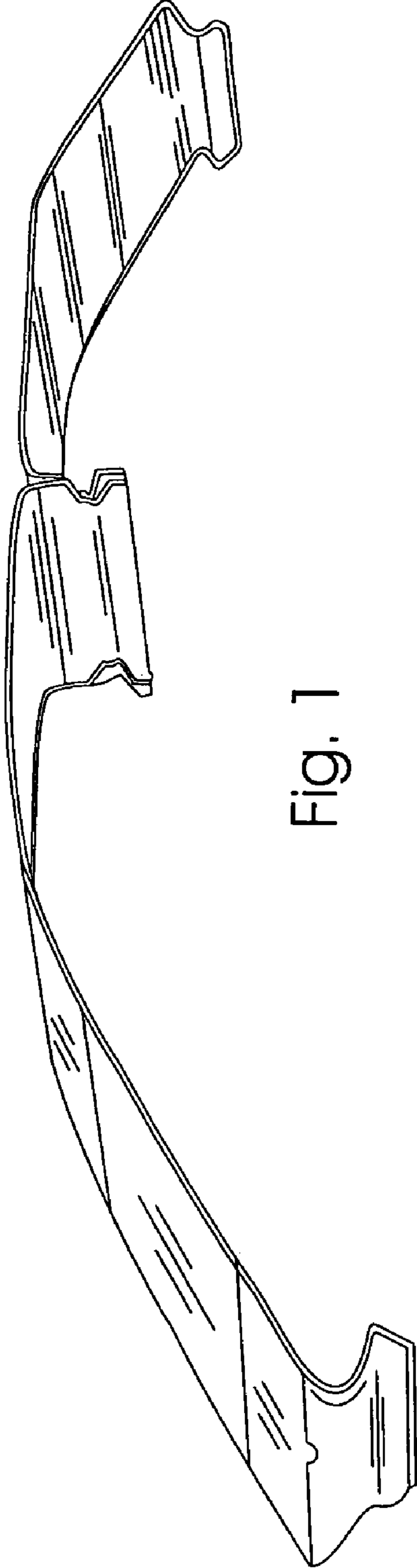


Fig. 1

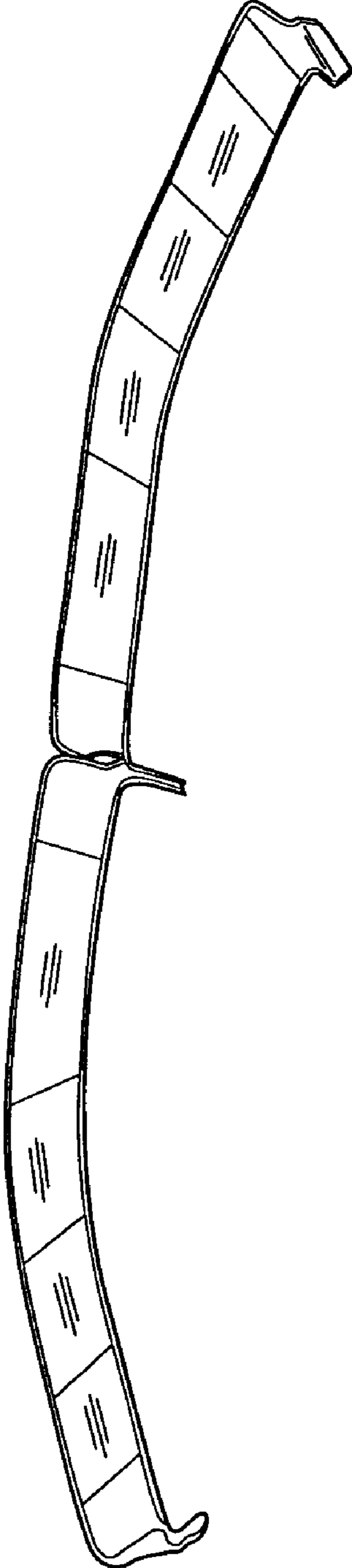


Fig. 2

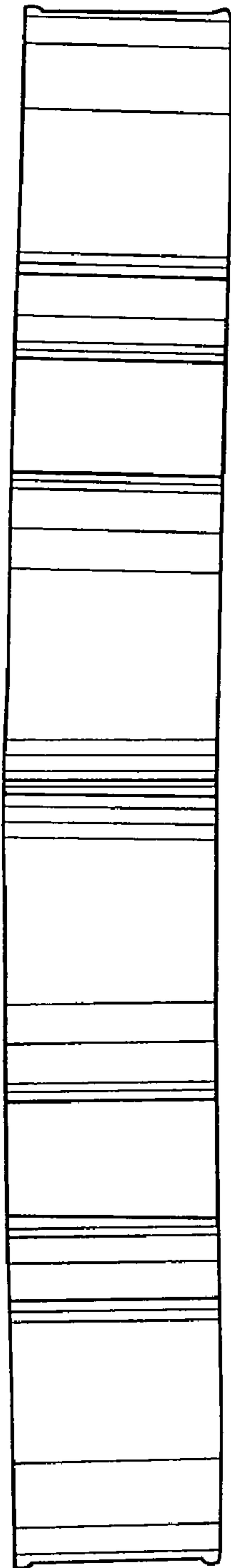


Fig. 3

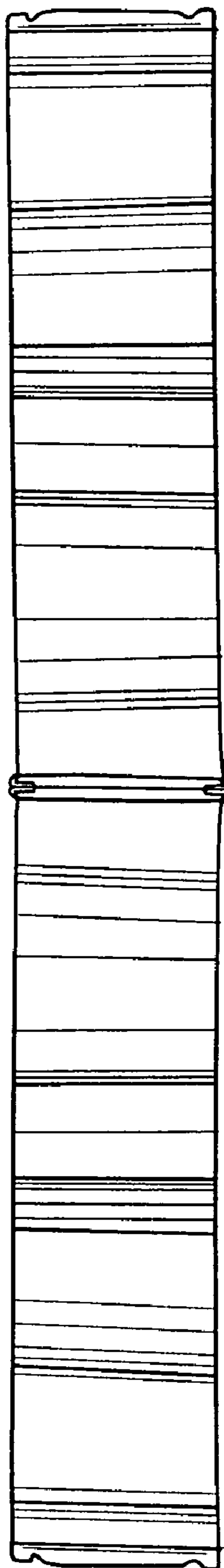


Fig. 4

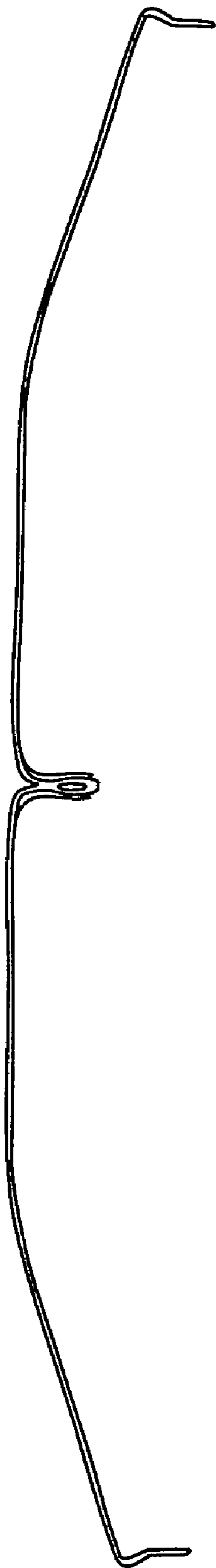


Fig. 5



Fig. 6