



US00D571921S

(12) **United States Design Patent**  
**West et al.**

(10) **Patent No.:** **US D571,921 S**

(45) **Date of Patent:** **\*\* Jun. 24, 2008**

(54) **MEDICAL CART**

(75) Inventors: **Jonathan Charles Devlin West**, London (GB); **Sally Kyoko Halls**, London (GB)

(73) Assignee: **Royal College of Art** (GB)

(\*\*) Term: **14 Years**

(21) Appl. No.: **29/295,043**

(22) Filed: **Sep. 20, 2007**

(51) **LOC (8) Cl.** ..... **24-02**

(52) **U.S. Cl.** ..... **D24/185**

(58) **Field of Classification Search** ..... D24/107-108,  
D24/111, 144, 172, 176, 185-186; D6/445;  
D34/12-27; 312/209; 600/103-104, 562;  
604/4, 19, 93, 66, 132, 332

See application file for complete search history.

(56) **References Cited**

U.S. PATENT DOCUMENTS

D319,308	S	*	8/1991	Royse et al.	.....	D24/185
5,641,144	A	*	6/1997	Hendrickson et al.	.....	604/322
D410,544	S	*	6/1999	Metzler et al.	.....	D24/172
6,022,088	A	*	2/2000	Metzler	.....	312/209
D434,502	S	*	11/2000	Gallant	.....	D24/185
D435,180	S	*	12/2000	Richard	.....	D6/445
D447,567	S	*	9/2001	Murphy et al.	.....	D24/172
D468,420	S	*	1/2003	Bolmsjo	.....	D24/107
6,626,445	B2	*	9/2003	Murphy et al.	.....	312/209

D497,462	S	*	10/2004	Ryan	.....	D34/19
D515,767	S	*	2/2006	Arceta	.....	D34/14
D517,768	S	*	3/2006	Arceta	.....	D34/12
D535,453	S	*	1/2007	Japuntich et al.	.....	D34/27

\* cited by examiner

*Primary Examiner*—Robert A. Delehanty

*Assistant Examiner*—Mark Cavanna

(74) *Attorney, Agent, or Firm*—Andrus, Scales, Starke & Sawall, LLP

(57) **CLAIM**

We claim the ornamental design for a medical cart, as shown and described.

**DESCRIPTION**

FIG. 1 is a perspective view of the medical cart.

FIG. 2 is a front view of the medical cart.

FIG. 3 is a left side view of the medical cart.

FIG. 4 is a right side view of the medical cart.


FIG. 5 is a rear view of the medical cart.

FIG. 6 is a top view of the medical cart; and,

FIG. 7 is a bottom view of the medical cart.

The broken line showing of a pole with hooks, casters, and interior compartment dividers is included for the purpose of illustration only and forms no part of the claimed design.

**1 Claim, 4 Drawing Sheets**






FIG. 1

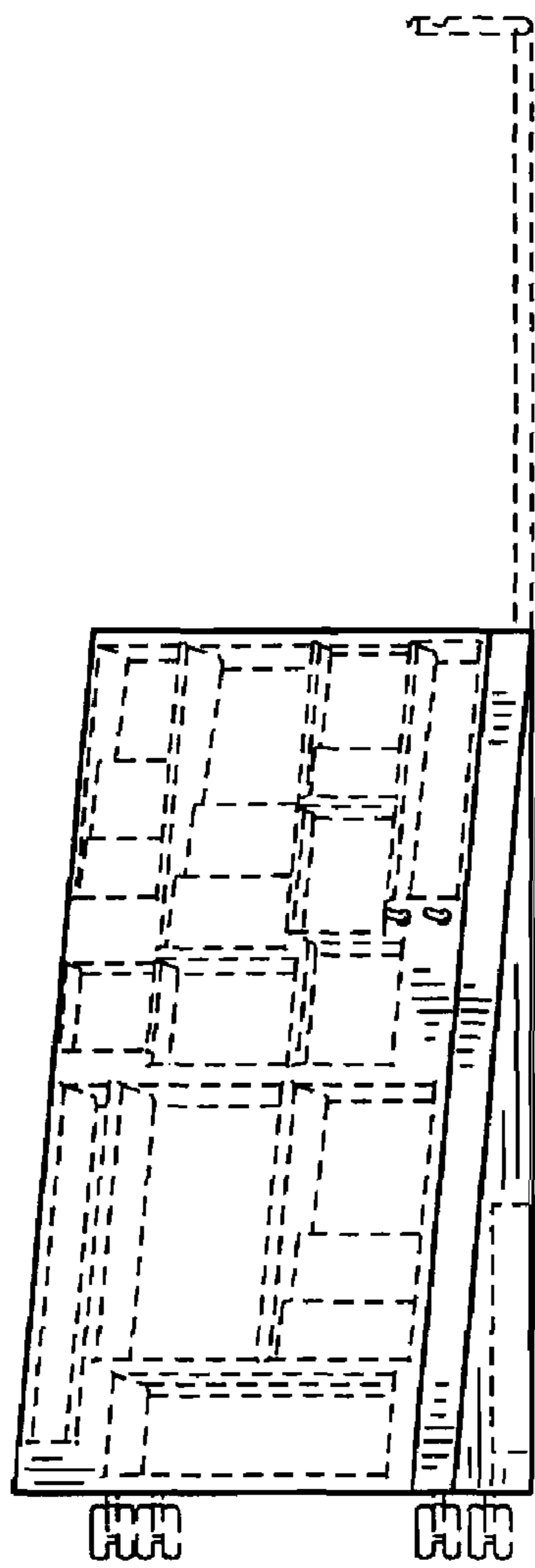


FIG. 2

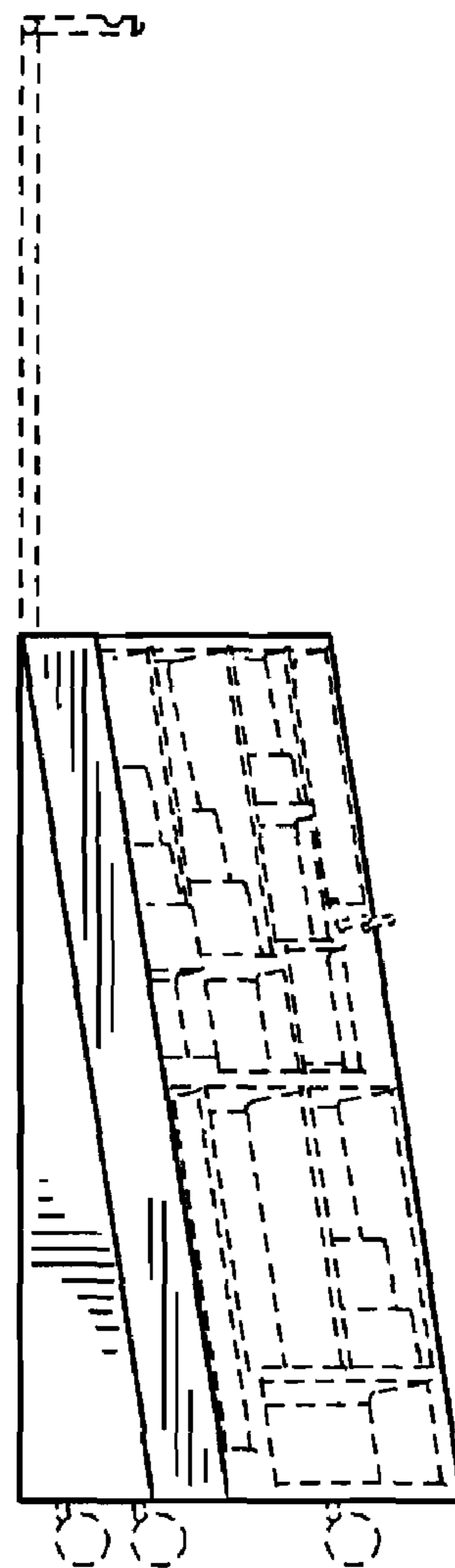


FIG. 3




FIG. 4

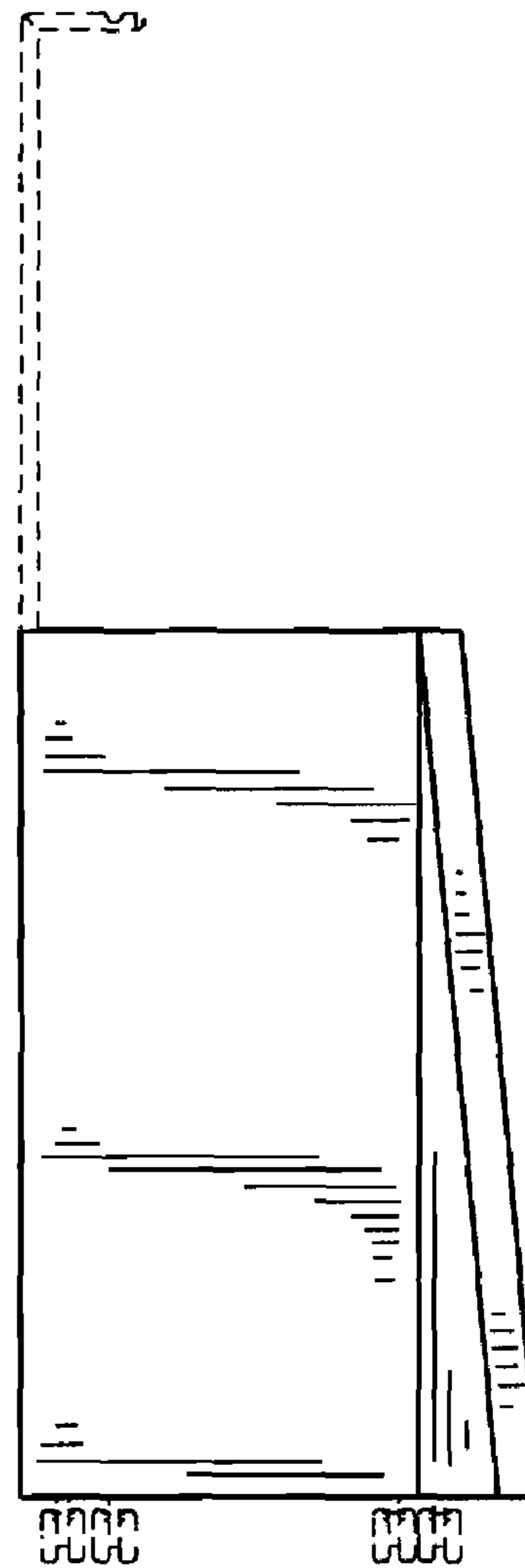


FIG. 5

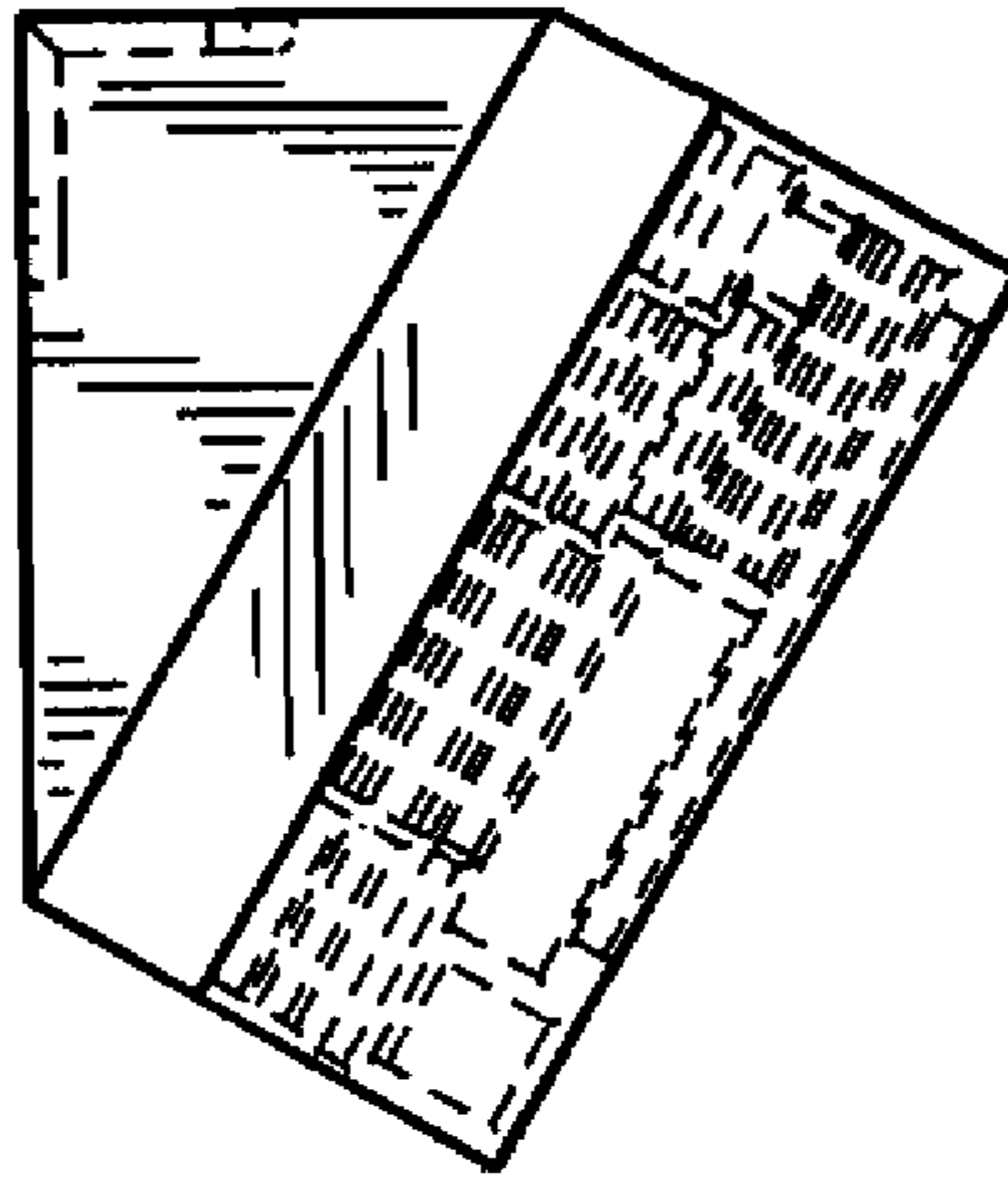


FIG. 6

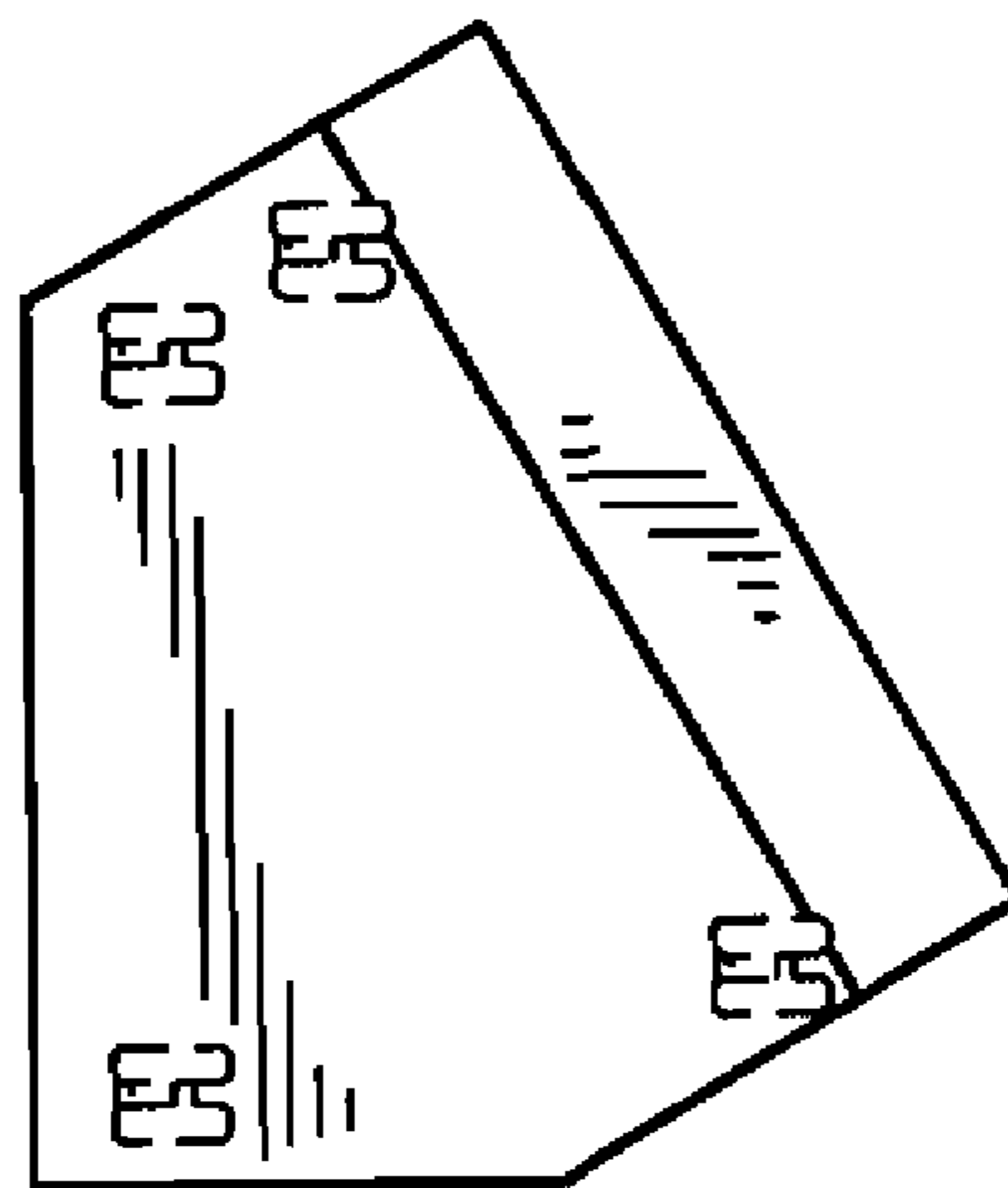


FIG. 7