



US00D571919S

(12) **United States Design Patent**
Kwon et al.

(10) **Patent No.:** **US D571,919 S**
(45) **Date of Patent:** **** Jun. 24, 2008**

(54) **DENTAL IMPRESSION TRAY**

(76) Inventors: **Hae Kyung Kwon**, 5 Vinewood La.,
Ladera Ranch, CA (US) 92694; **Young**
Min Kwon, 5 Vinewood La., Ladera
Ranch, CA (US) 92694

(**) Term: **14 Years**

(21) Appl. No.: **29/267,864**

(22) Filed: **Oct. 23, 2006**

(51) **LOC (8) Cl.** **24-03**

(52) **U.S. Cl.** **D24/181**

(58) **Field of Classification Search** D24/155-157,
D24/133, 107, 181-182, 108; D29/108;
433/141.2, 121; 81/119; 623/17.11, 1.13-1.17,
623/17.16, 44, 16.11

See application file for complete search history.

(56) **References Cited**

U.S. PATENT DOCUMENTS

2,758,374	A *	8/1956	Fisher et al.	433/37
D266,269	S *	9/1982	Werrin	D24/181
D294,062	S *	2/1988	Kwok	D24/181
D295,314	S *	4/1988	Kwok	D24/182
D302,463	S *	7/1989	Wolfe	D24/181
D358,651	S *	5/1995	Fukuda et al.	D24/181
5,636,985	A *	6/1997	Simmen et al.	433/37
5,702,250	A *	12/1997	Kipke	433/37
D413,386	S *	8/1999	Werrin	D24/181
6,450,808	B1 *	9/2002	Pelerin	433/38

D464,138	S *	10/2002	Werrin	D24/181
D465,574	S *	11/2002	Eyde	D24/181
6,726,477	B2 *	4/2004	Gittleman	433/34
D521,150	S *	5/2006	Kwok	D24/181
D529,179	S *	9/2006	Mak	D24/181
7,220,123	B1 *	5/2007	Karapetyan	433/37
2004/0101803	A1 *	5/2004	Tucker et al.	433/38

* cited by examiner

Primary Examiner—Charles A Rademaker

(57) **CLAIM**

The ornamental design for a dental impression tray, as shown and described.

DESCRIPTION

FIG. 1 is a perspective view of a dental impression tray showing my new design;

FIG. 2 is a perspective view thereof;

FIG. 3 is a top plan view thereof;

FIG. 4 is a bottom plan view thereof;

FIG. 5 is a right side view thereof;

FIG. 6 is a left side view thereof;

FIG. 7 is a rear side view thereof; and,

FIG. 8 is a front side view thereof.

Portions of the net or membrane material are shown in fragment in FIGS. 1 and 2 for ease of illustration.

1 Claim, 2 Drawing Sheets

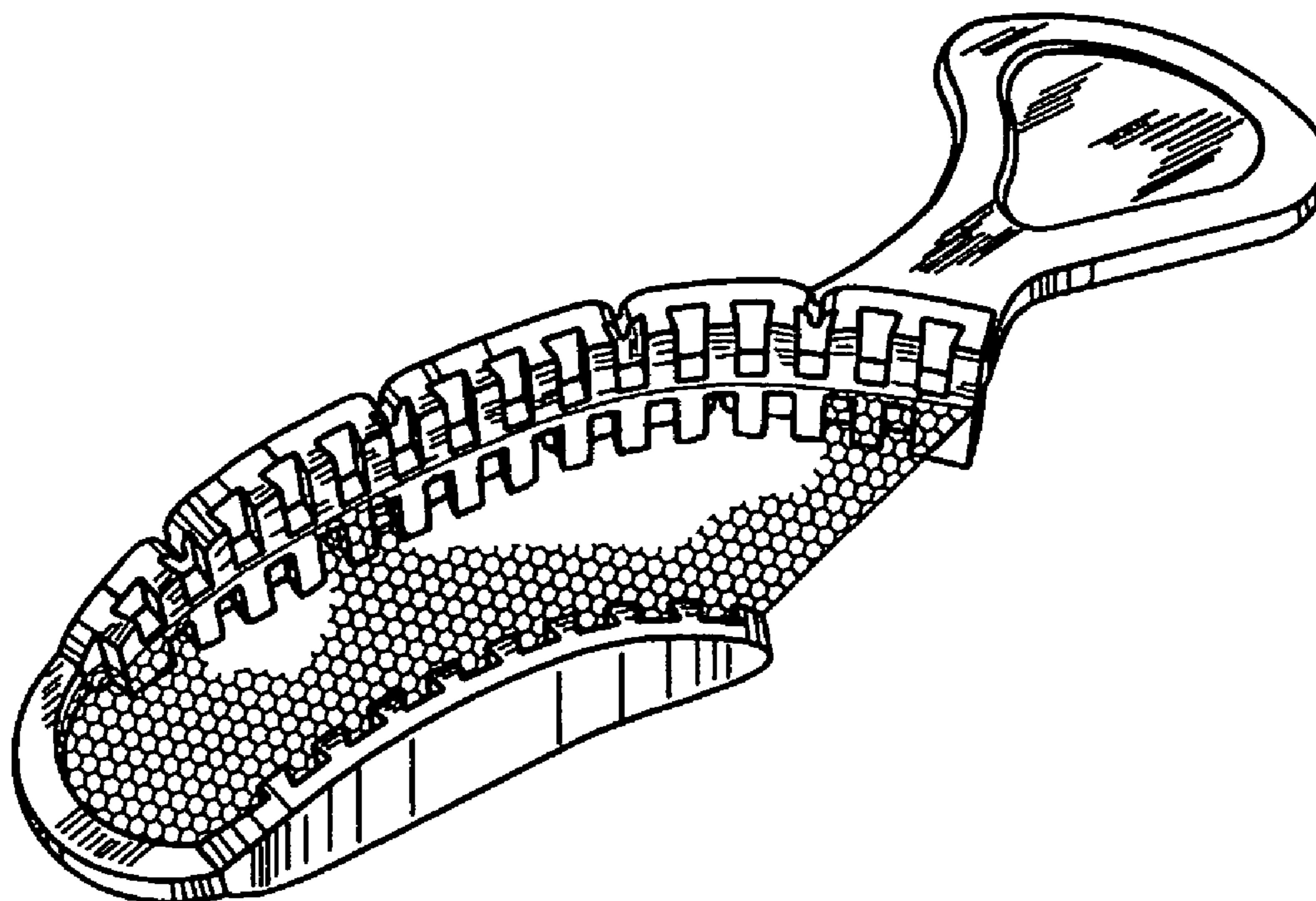


FIG.1

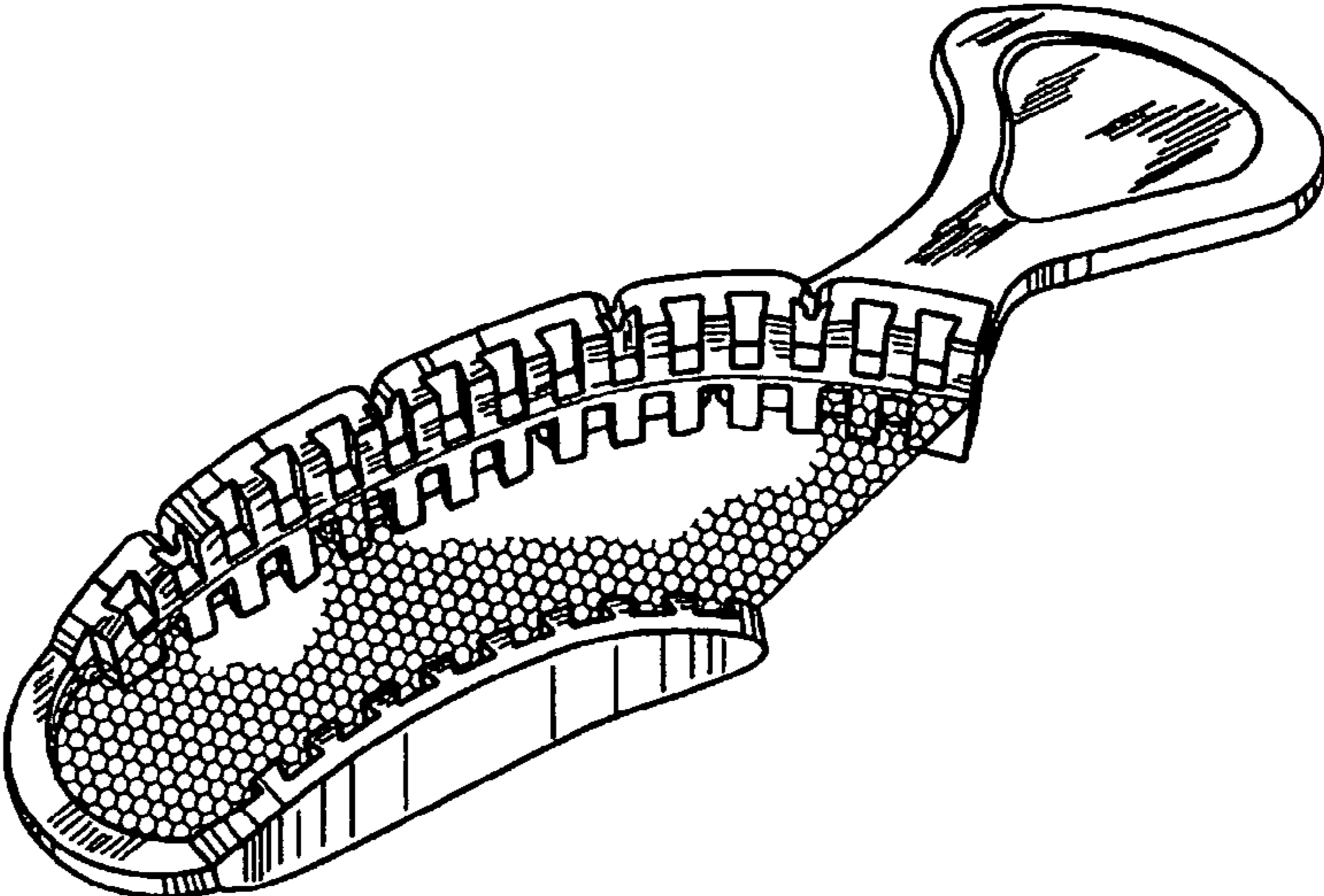


FIG.2

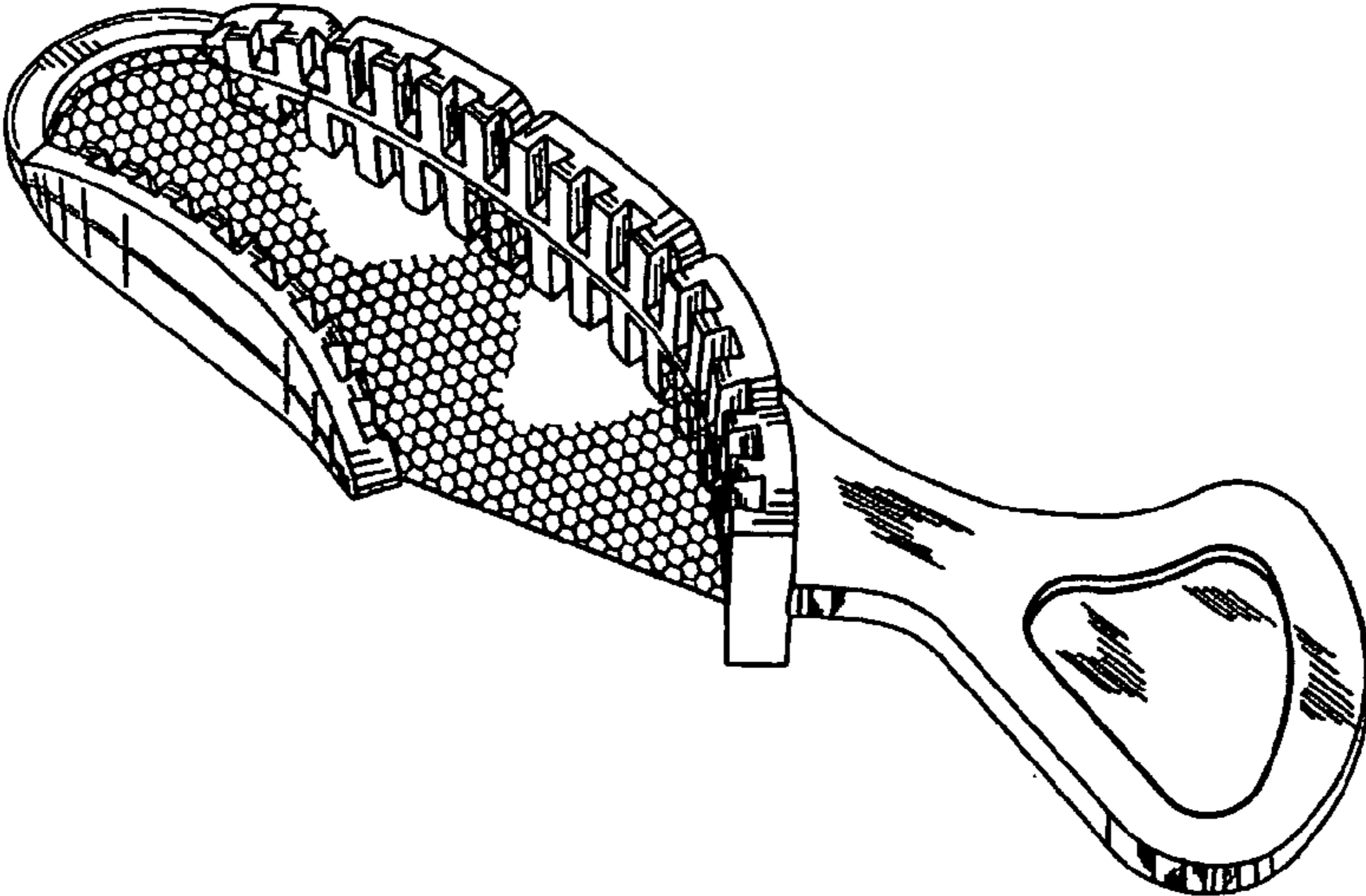


FIG.3

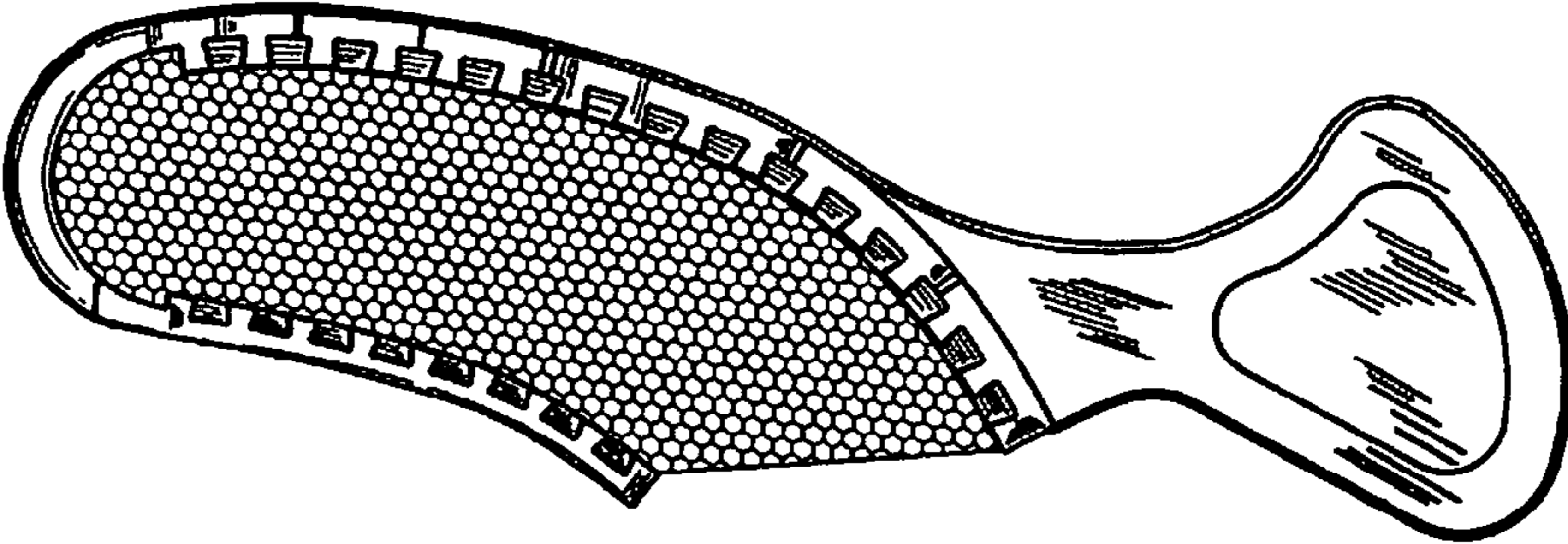


FIG.4

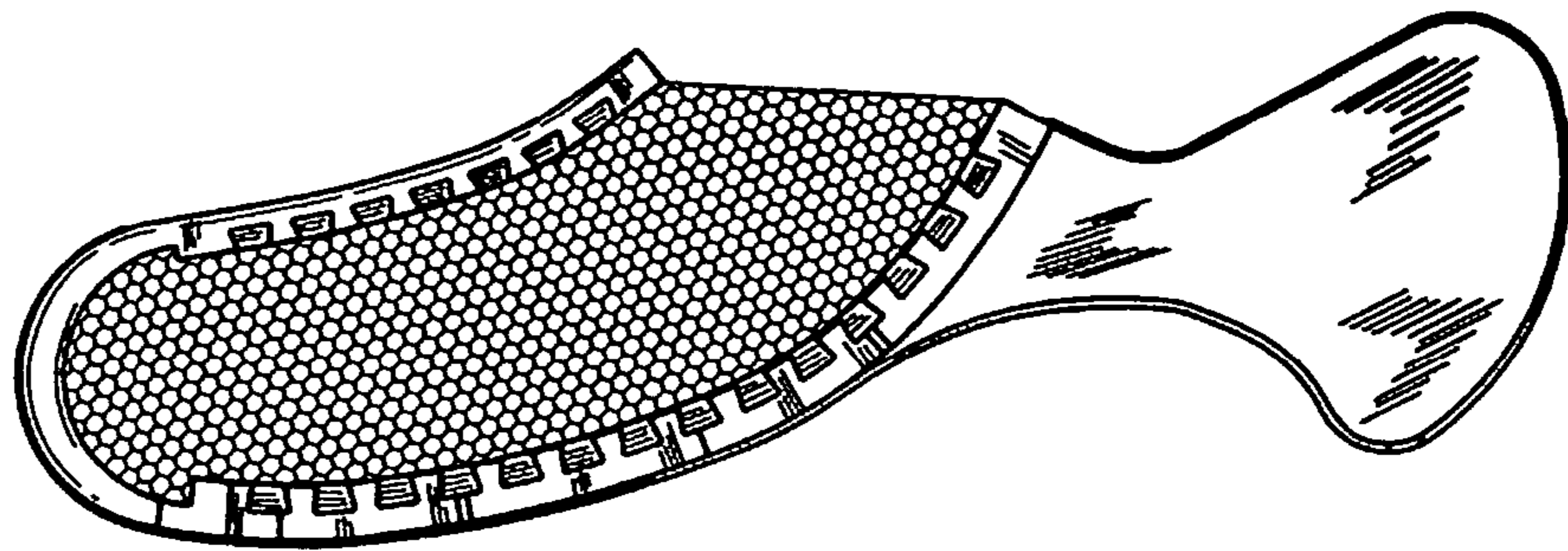


FIG.5

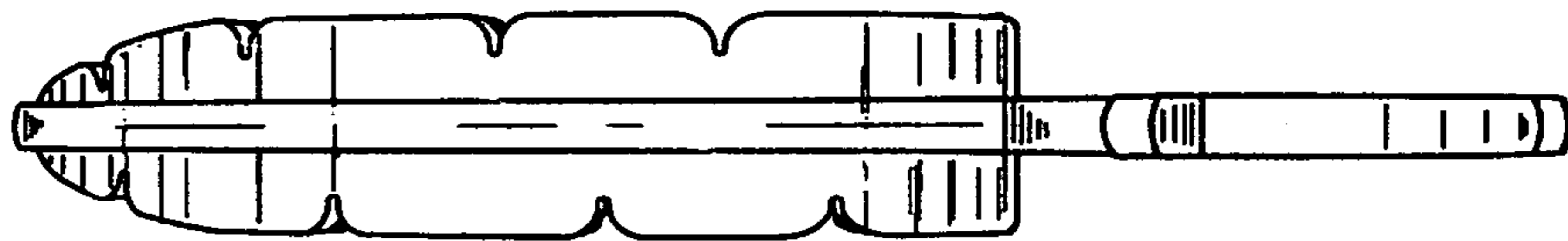


FIG.6

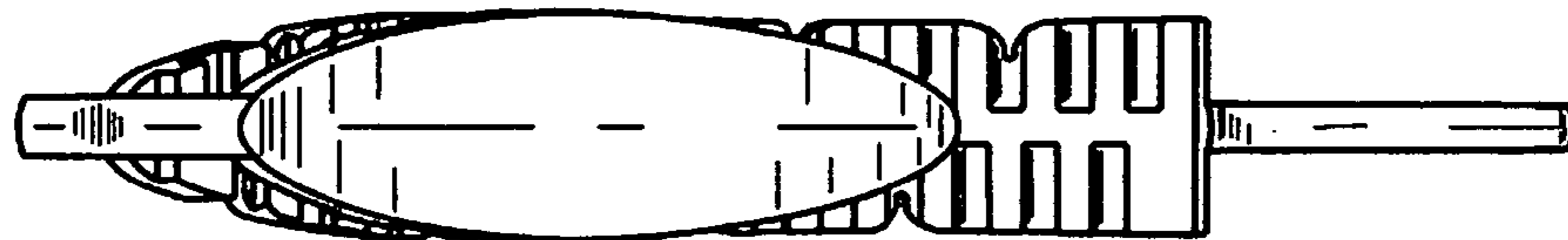


FIG.7

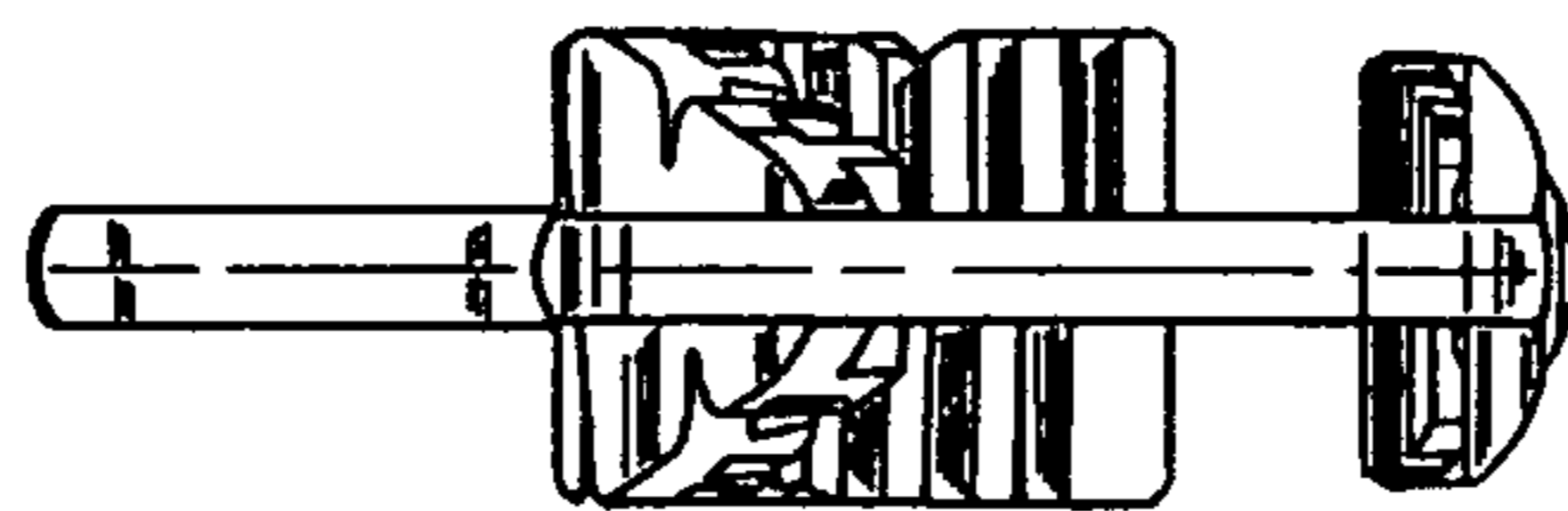


FIG.8

