



US00D571902S

(12) **United States Design Patent**
Carson

(10) **Patent No.:** **US D571,902 S**
(45) **Date of Patent:** **** Jun. 24, 2008**

(54) **TOILET SPLATTER SHIELD**

Primary Examiner—Robert A Delehanty

(76) Inventor: **Anita V. Carson**, 429 N. 5th St.,
Patterson, CA (US) 95363

(57) **CLAIM**

(**) Term: **14 Years**

I claim, the ornamental design for the toilet splatter shield, as shown and described.

(21) Appl. No.: **29/280,129**

DESCRIPTION

(22) Filed: **May 17, 2007**

(51) **LOC (8) Cl.** **23-02**

(52) **U.S. Cl.** **D23/309**

(58) **Field of Classification Search** D23/303,
D23/309; 4/243.3, 245.8–245.9

See application file for complete search history.

FIG. 1 is a front elevational view of the toilet splatter shield showing my new design;

FIG. 2 is a rear elevational view of the toilet splatter shield thereof;

FIG. 3 is a left-side elevational view of the toilet splatter shield thereof;

FIG. 4 is a top plan view of the toilet splatter shield thereof;

FIG. 5 is a bottom plan view of the toilet splatter shield thereof; and,

FIG. 6 is a perspective view of the toilet splatter shield thereof.

The broken line showing o a toilet is for illustrative purposes only and forms no part of the claimed design.

(56) **References Cited**

U.S. PATENT DOCUMENTS

| | | | | | |
|-----------|------|--------|------------|-------|---------|
| 4,716,602 | A * | 1/1988 | Brickhouse | | 4/237 |
| 5,732,416 | A * | 3/1998 | Albert | | 4/300.3 |
| D405,168 | S * | 2/1999 | Henry | | D23/310 |
| 6,385,785 | B1 * | 5/2002 | Linden | | 4/300.3 |
| D523,127 | S * | 6/2006 | Sublett | | D23/310 |

* cited by examiner

1 Claim, 3 Drawing Sheets

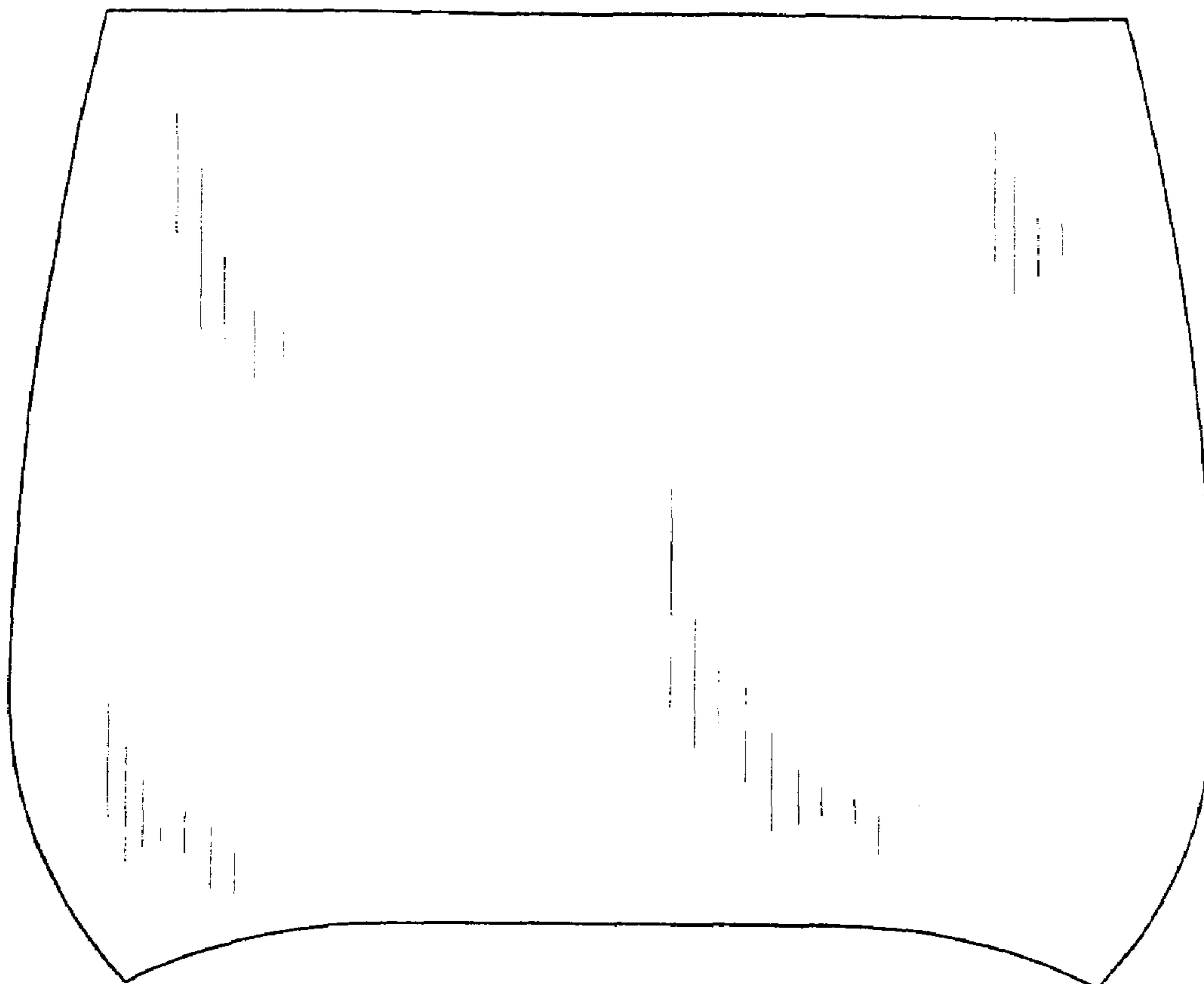


FIG. 1

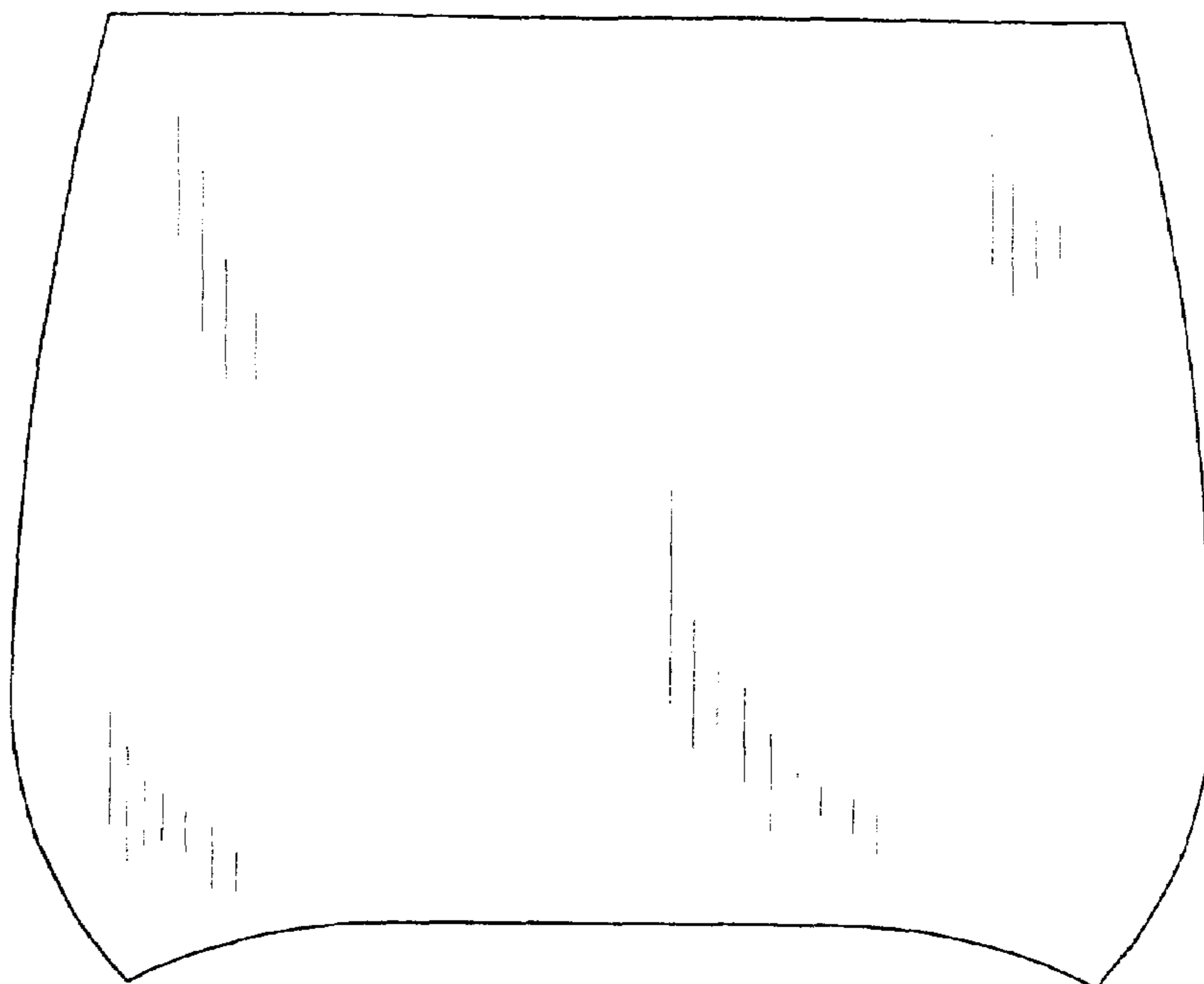
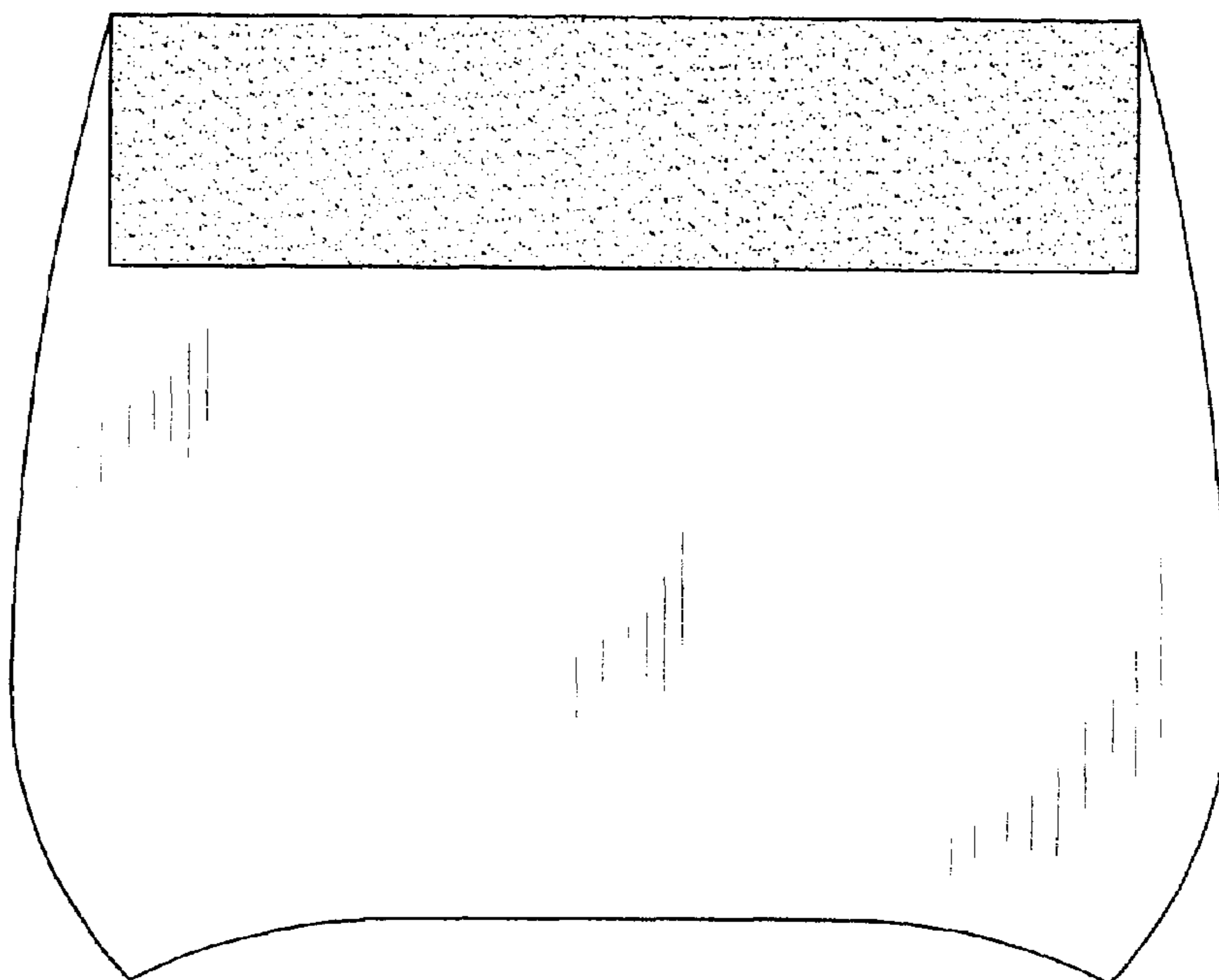


FIG. 2



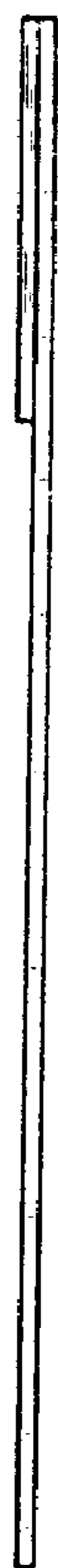


FIG. 3

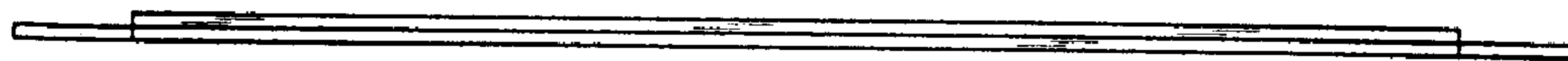


FIG. 4




FIG. 5

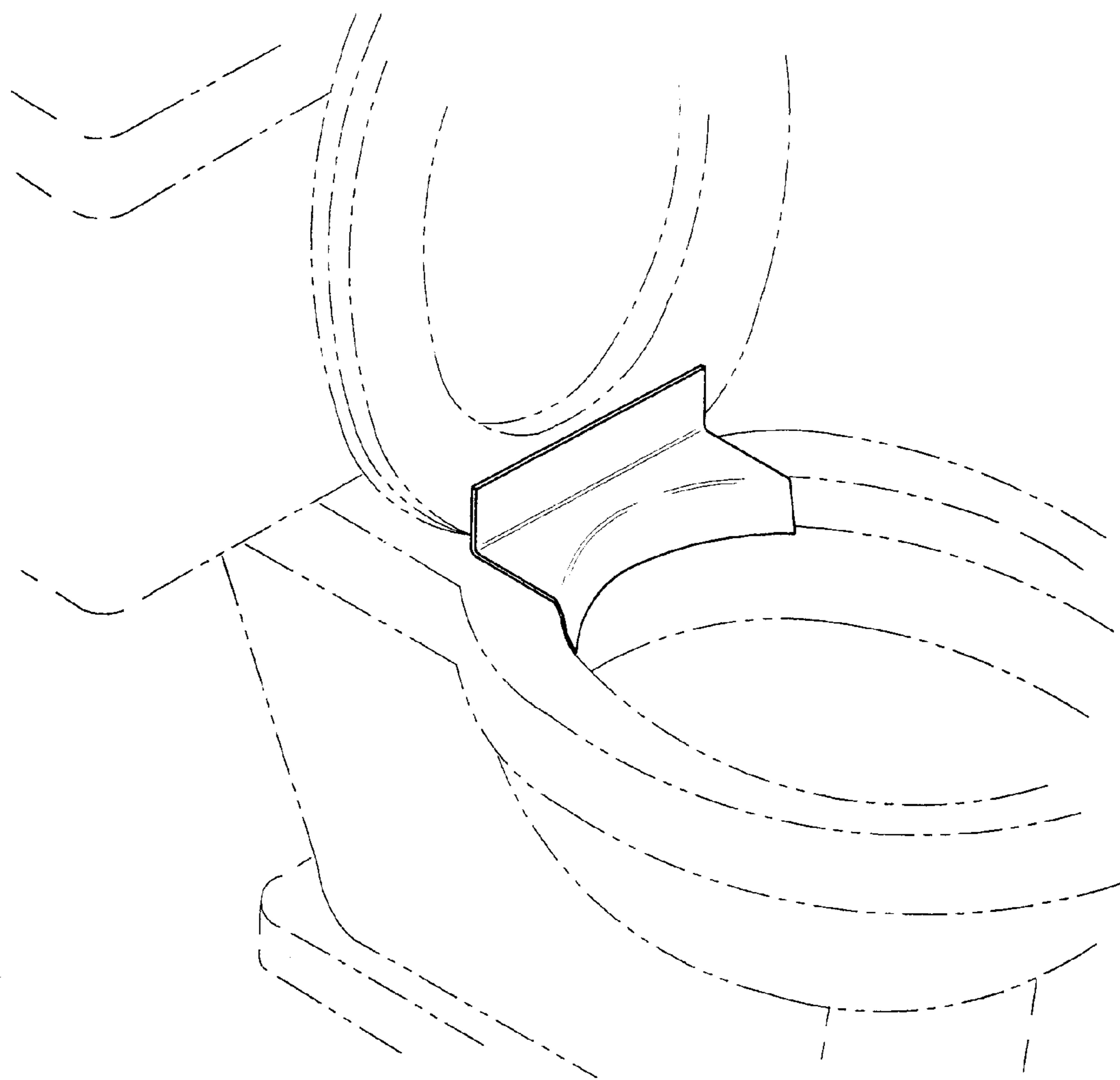


FIG. 6