



US00D571901S

(12) **United States Design Patent**
Stewart

(10) **Patent No.:** **US D571,901 S**
(45) **Date of Patent:** **** Jun. 24, 2008**

(54) **DISPOSABLE SANITARY COVER**

4,920,584 A 5/1990 Abdrabbo
(Continued)

(75) Inventor: **Margarita Egle (Roslin) Stewart,**
Vancouver (CA)

FOREIGN PATENT DOCUMENTS

(73) Assignee: **SSS Ventures International**
Corporation, Vancouver, B. C. (CA)

GB	1600786	10/1981
GB	2196031	4/1988
GB	2197355	5/1988
GB	2398801	9/2004

(**) Term: **14 Years**

OTHER PUBLICATIONS

(21) Appl. No.: **29/272,056**

Preliminary Product Information, MONO-SOL M-2631A Water Soluble Film, MonoSol LLC, 1701 County Line Road, Portage, Indiana, USA, Jun. 1, 1998.

(22) Filed: **Dec. 26, 2006**

MONO-SOL, Film Specification for M2631A 1.6mil, Document No. PRODUCT-030, Oct. 26, 2004.

(30) **Foreign Application Priority Data**

MONO-SOL, Film Specification for M2631A 1.2mil, Document No. PRODUCT-031, Oct. 26, 2004.

May 15, 2006	(CA)	PCT/CA06/00784
Jun. 29, 2006	(CA)	116519

Primary Examiner—Robert A Delehanty

(51) **LOC (8) Cl.** **23-02**

(57) **CLAIM**

(52) **U.S. Cl.** **D23/309**

(58) **Field of Classification Search** D23/303,
D23/309; 4/243.3, 245.8–245.9

The ornamental design for the disposable sanitary cover, as shown and described herein.

See application file for complete search history.

DESCRIPTION

(56) **References Cited**

U.S. PATENT DOCUMENTS

1,730,047	A *	10/1929	Williams	4/245.9
1,835,787	A	12/1931	Knisley		
1,994,285	A	3/1935	Moore		
2,716,244	A *	8/1955	Wendel	4/239
2,944,664	A *	7/1960	Thomasma et al.	4/244.1
3,851,341	A	12/1974	Aoyama		
4,050,105	A	9/1977	Marceaux		
4,261,066	A	4/1981	Belz		
4,671,982	A	6/1987	Belz		
4,745,640	A *	5/1988	Nelson	4/245.6
4,766,617	A	8/1988	Thygesen et al.		
4,850,061	A	7/1989	Engel		
4,875,242	A	10/1989	Albrecht et al.		

FIG. 1 is a perspective view of the disposable sanitary cover according to my new design;

FIG. 2 is a top view of the disposable sanitary cover shown in FIG. 1;

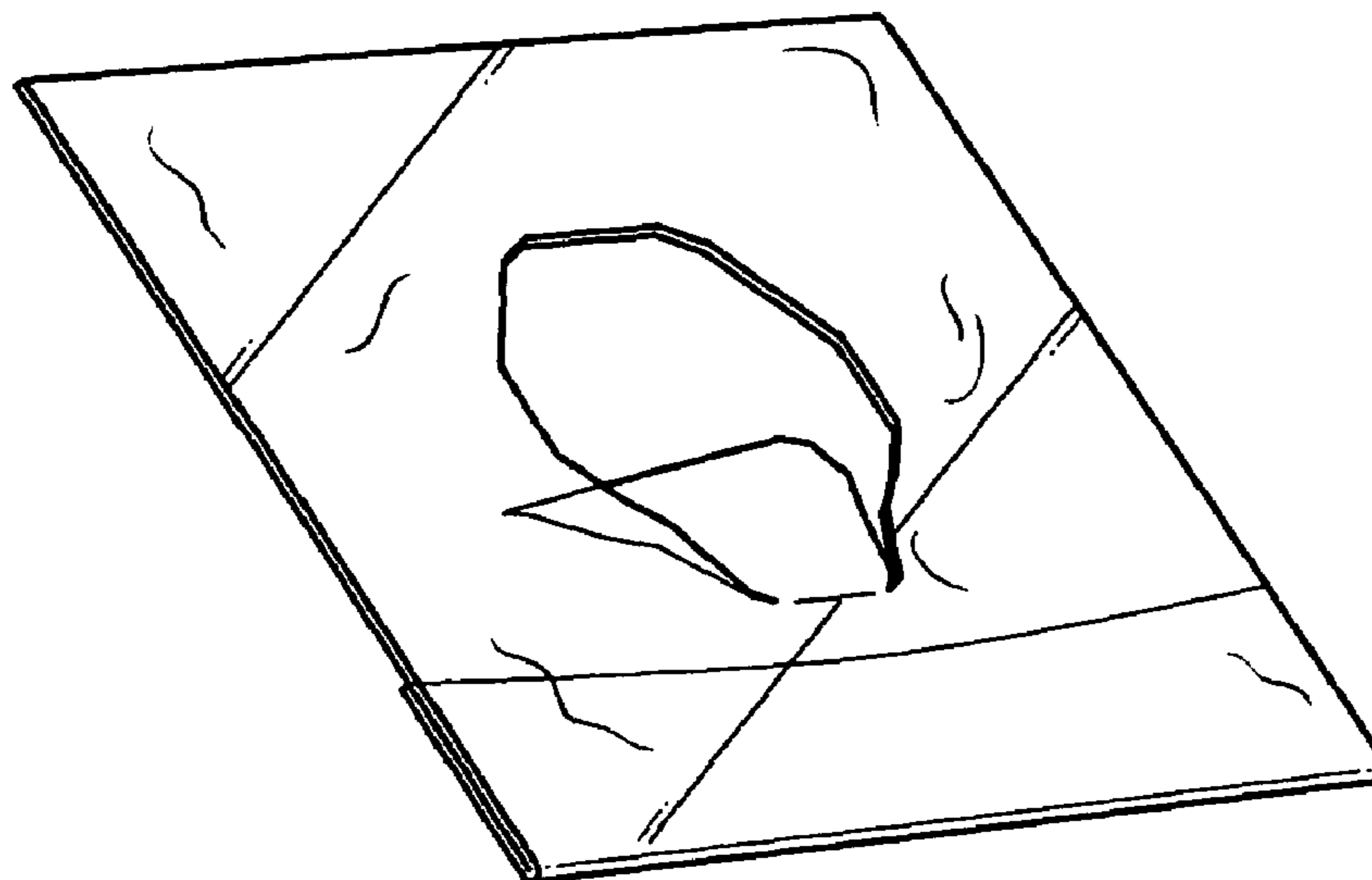
FIG. 3 is a bottom view of the disposable sanitary cover shown in FIG. 1;

FIG. 4 is a right side view of the disposable sanitary cover shown in FIG. 1, the left side view being a mirror image thereof;

FIG. 5 is a front view of the disposable sanitary cover shown in FIG. 1; and,

FIG. 6 is a rear view of the disposable sanitary cover shown in FIG. 1.

1 Claim, 2 Drawing Sheets



US D571,901 S

Page 2

U.S. PATENT DOCUMENTS							
4,975,990	A	12/1990	Chan	D451,178	S *	11/2001	Massey, Jr. D23/311
4,979,237	A	12/1990	Hazar et al.	6,473,911	B2 *	11/2002	Weiss 4/239
5,392,469	A	2/1995	Adams	6,813,784	B1	11/2004	Thompson
D356,634	S *	3/1995	Adams D23/309	D502,538	S *	3/2005	Soria-Ibarra et al. D23/311
5,557,809	A	9/1996	Adams	D530,804	S *	10/2006	Forbes et al. D23/311
5,745,929	A	5/1998	Sobieralski	2003/0024037	A1	2/2003	Vreugde
				2003/0221248	A1	12/2003	Bedley

* cited by examiner

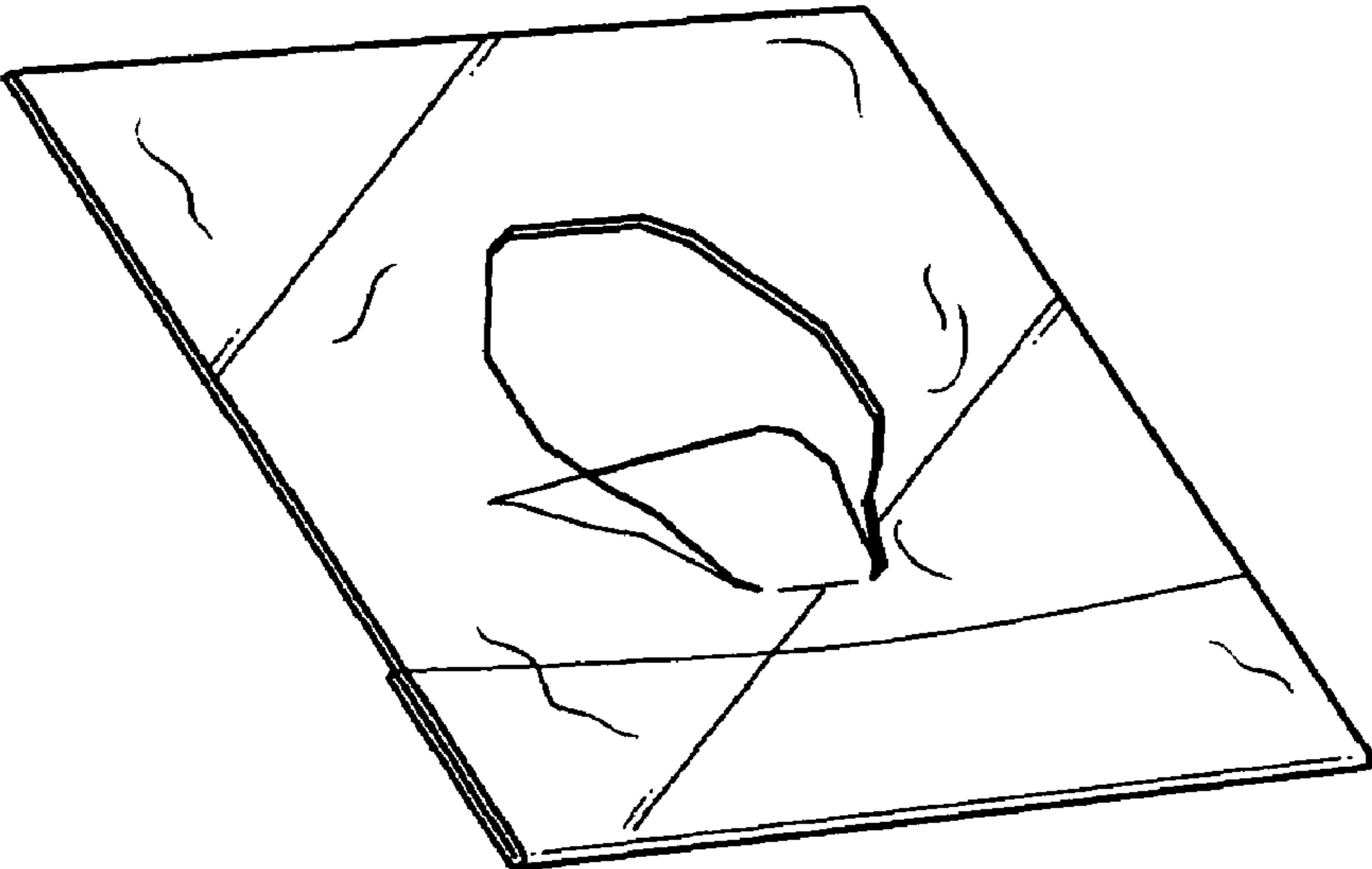


FIG. 1

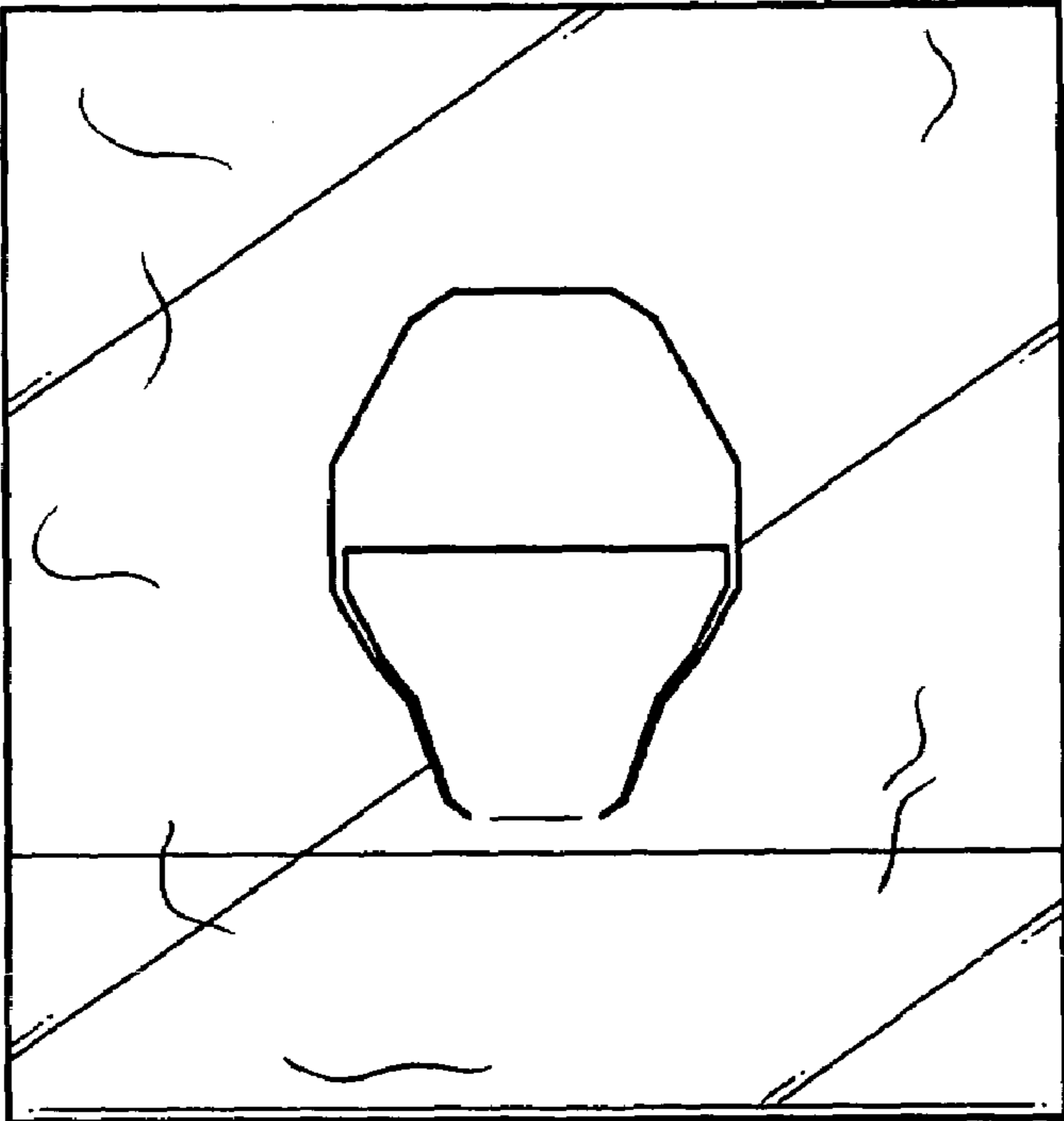


FIG. 2

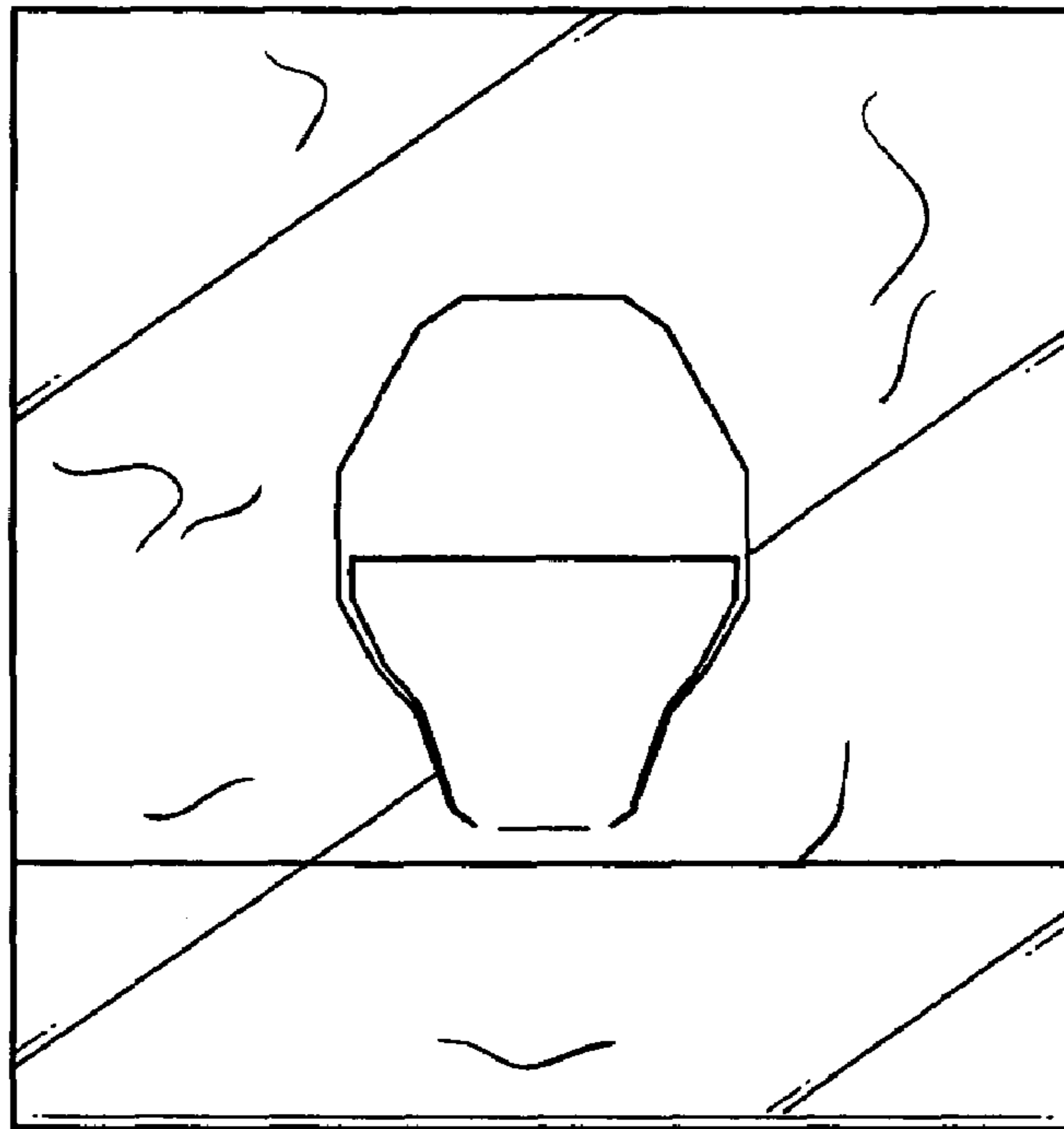


FIG. 3

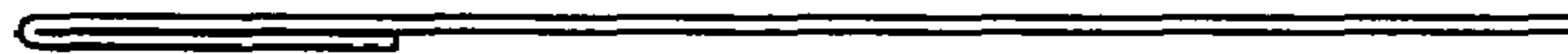


FIG. 4



FIG. 5



FIG. 6