



US00D571887S

(12) **United States Design Patent**  
**Stites et al.**

(10) **Patent No.:** **US D571,887 S**  
(45) **Date of Patent:** **\*\* Jun. 24, 2008**

(54) **GOLF CLUB HEAD**

D500,825 S 1/2005 Madore  
D501,237 S 1/2005 Madore

(75) Inventors: **John T. Stites**, Weatherford, TX (US);  
**Andrew G. V. Oldknow**, Beaverton, OR  
(US); **David N. Franklin**, Granbury, TX  
(US)

(Continued)

(73) Assignee: **Nike, Inc.**, Beaverton, OR (US)

OTHER PUBLICATIONS

(\*\*) Term: **14 Years**

Golf Smith 1996 Catalog, Rmc 270, p. 12, dated 1996.

(21) Appl. No.: **29/302,757**

Edwin Watts Holiday 2002 Catalog, Rac Tour FE203 (Raw Wedges),  
p. 14, dated 2002.

(22) Filed: **Jan. 24, 2008**

Edwin Watts Golf Internet 2006, Callaway Big Bertha Individual  
Irons, [www.edwinwattsgolf.com/wcsstore/EdwinWatts/images/  
product/3083-2.jpg](http://www.edwinwattsgolf.com/wcsstore/EdwinWatts/images/product/3083-2.jpg), dated Jan. 8, 2008.

(51) **LOC (8) Cl.** ..... **21-02**

(52) **U.S. Cl.** ..... **D21/759**

(58) **Field of Classification Search** ..... D21/747-751,  
D21/759; 473/324-331, 350

Edwin Watts Golf Internet, Taylor Made R7 CGB Max Individual  
Irons, [www.edwinwattsgolf.com/wcsstore/EdwinWatts/images/  
product/6008-2.jpg](http://www.edwinwattsgolf.com/wcsstore/EdwinWatts/images/product/6008-2.jpg), dated Jan. 8, 2008.

See application file for complete search history.

*Primary Examiner*—Mitchell I Siegel

(56) **References Cited**

(74) *Attorney, Agent, or Firm*—Banner & Witcoff, Ltd.

U.S. PATENT DOCUMENTS

(57) **CLAIM**

D267,965 S	2/1983	Kobayashi	
D332,477 S	1/1993	Tusquets Blanca	
D353,178 S *	12/1994	Koleoglou	D21/759
D363,332 S	10/1995	Krzymowek et al.	
D364,434 S	11/1995	McGraw et al.	
5,665,012 A	9/1997	Bunn, III	
D393,034 S *	3/1998	Hilton et al.	D21/749
D393,035 S *	3/1998	Bistline et al.	D21/749
5,873,795 A	2/1999	Wozny et al.	
D419,628 S *	1/2000	Williams, Jr.	D21/749
D428,634 S *	7/2000	Nagai et al.	D21/759
D428,635 S *	7/2000	Nagai et al.	D21/759
D429,298 S *	8/2000	Butler	D21/747
D432,611 S	10/2000	McCabe et al.	
6,210,290 B1 *	4/2001	Erickson et al.	473/345
D449,086 S *	10/2001	Nagai et al.	D21/759
D459,423 S	6/2002	Long	
D464,696 S *	10/2002	Long	D21/759
D466,961 S	12/2002	Nagai et al.	
D471,610 S *	3/2003	Mugica et al.	D21/759
D475,427 S *	6/2003	Murphy et al.	D21/759
D500,350 S *	12/2004	Schweigert et al.	D21/747
D500,351 S *	12/2004	Schweigert et al.	D21/747

The ornamental design for a golf club head, as shown and described.

**DESCRIPTION**

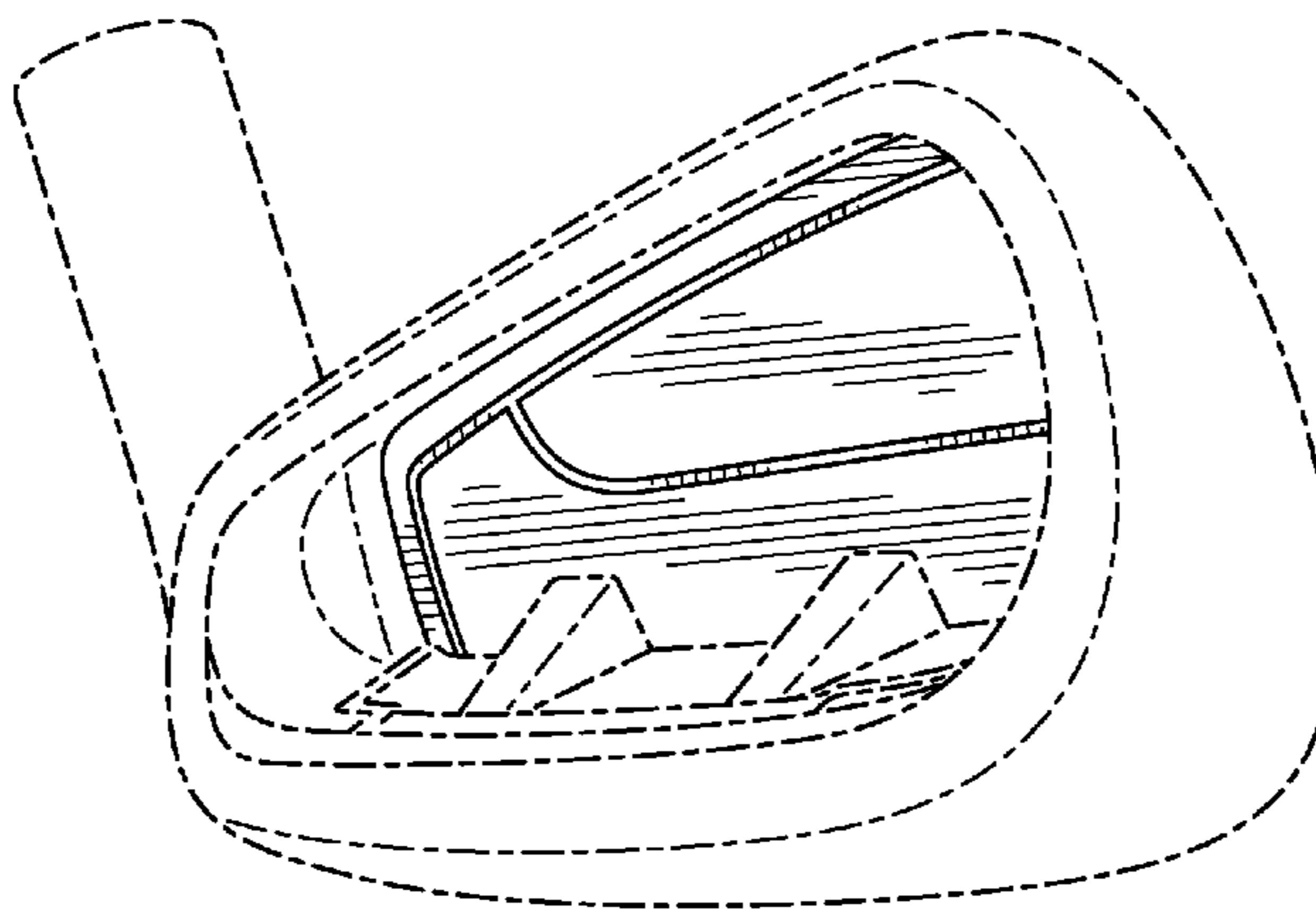
FIG. 1 is a toe end perspective view of a portion of a golf club head showing our new design;

FIG. 2 is a heel end perspective view thereof; and,

FIG. 3 is a side view thereof.

The broken line immediately adjacent to the shaded area represents an unclaimed boundary of the design. The broken line showing of the triangular shaped regions and the remainder of the golf club head is for illustrative purposes only and form no part of the claimed design.

**1 Claim, 3 Drawing Sheets**



# US D571,887 S

Page 2

---

## U.S. PATENT DOCUMENTS

D504,167 S *	4/2005	Iwata et al. ....	D21/759	7,126,339 B2	10/2006	Nagai et al.	
6,935,967 B2	8/2005	Mahaffey et al.		7,144,336 B2	12/2006	Reyes et al.	
D516,649 S	3/2006	Imamoto		D534,608 S *	1/2007	Kohno .....	D21/759
D523,501 S	6/2006	Nicolette et al.		D537,894 S	3/2007	Cleveland et al.	
D524,394 S *	7/2006	Madore et al. ....	D21/759	D539,863 S *	4/2007	Nunez et al. ....	D21/748
D524,396 S *	7/2006	Madore et al. ....	D21/759	D543,601 S	5/2007	Kawami	
D528,620 S	9/2006	Kohno		2006/0183568 A1	8/2006	Bamber	
D529,114 S	9/2006	Madore		2007/0225084 A1	9/2007	Schweigert et al.	
7,125,343 B2	10/2006	Imamoto					

\* cited by examiner

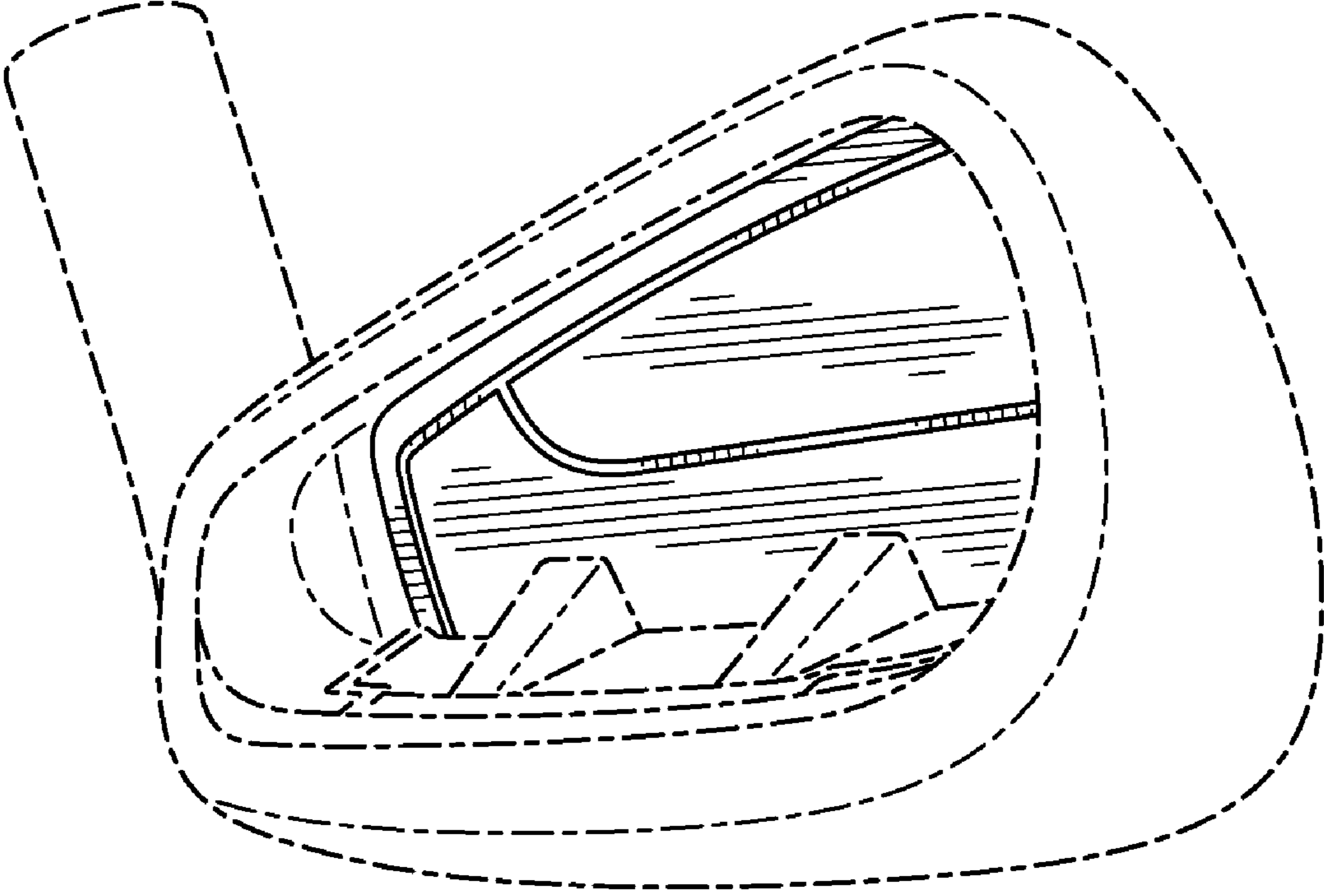


FIG. 1

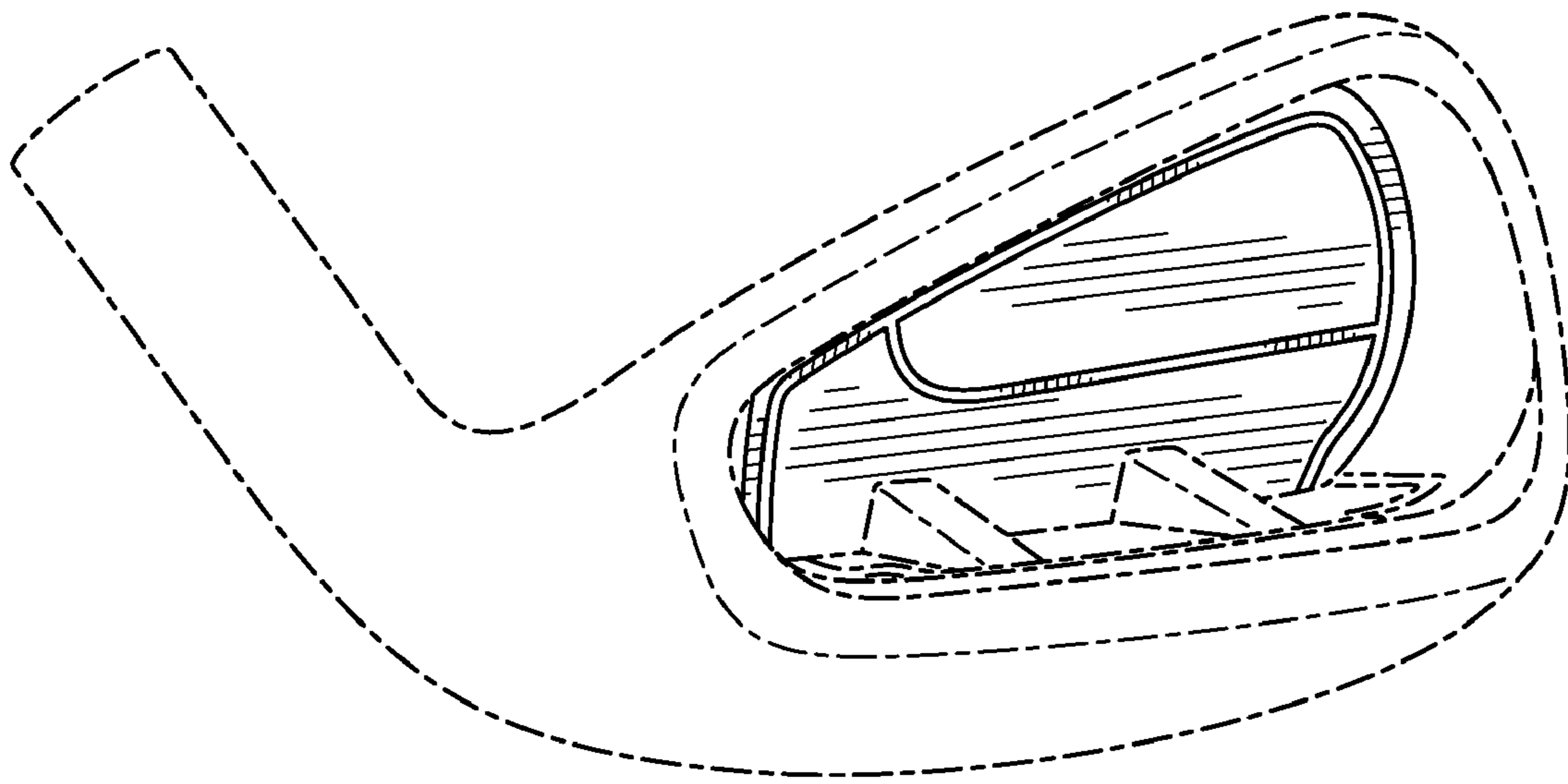


FIG. 2

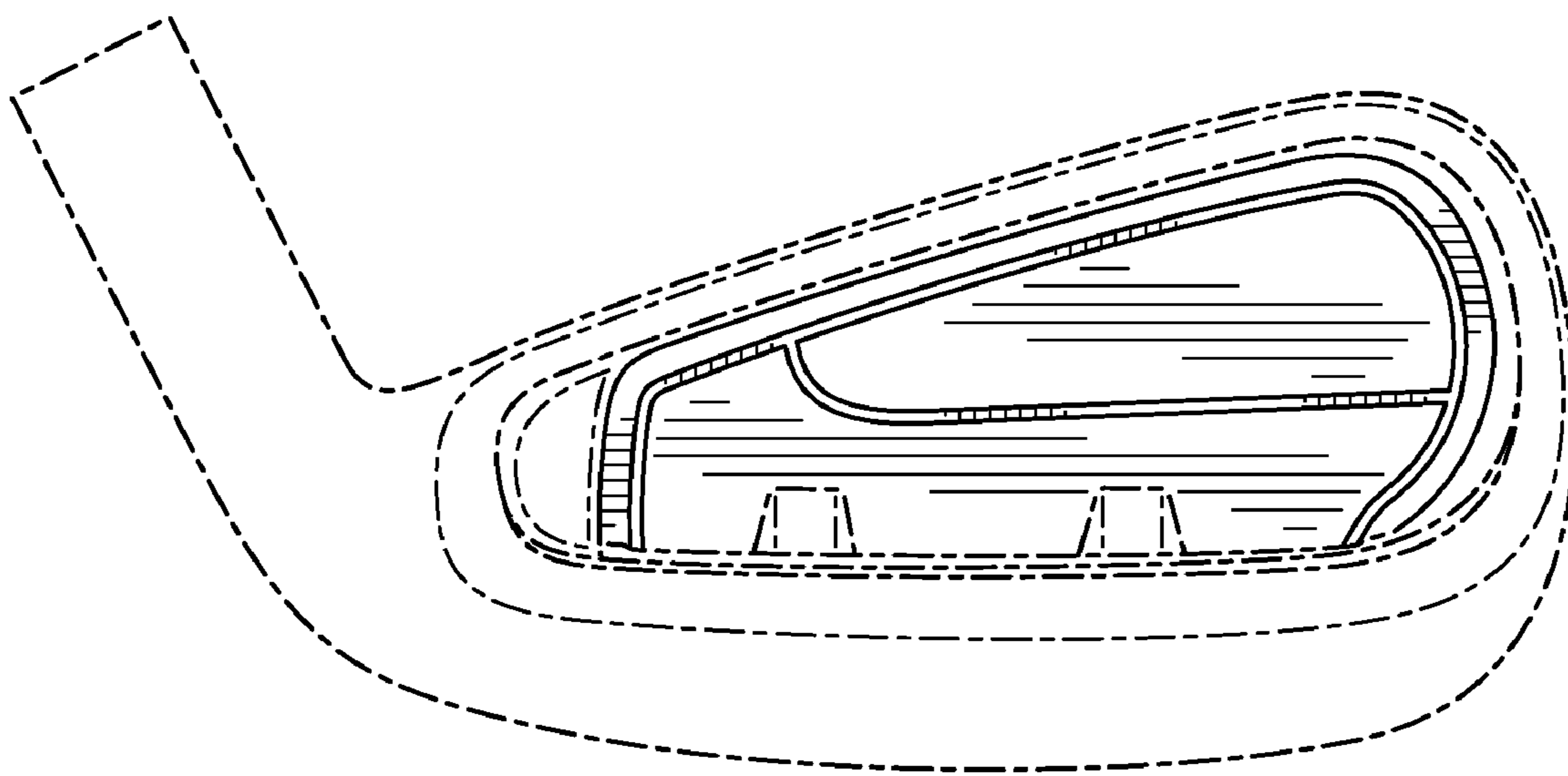


FIG. 3