



US00D571885S

(12) **United States Design Patent**  
**Stites et al.**

(10) **Patent No.:** **US D571,885 S**  
(45) **Date of Patent:** **\*\* Jun. 24, 2008**

(54) **GOLF CLUB HEAD FOR A PUTTER**  
(75) Inventors: **John T. Stites**, Weatherford, TX (US);  
**Andrew G. V. Oldknow**, Beaverton, OR  
(US); **David N. Franklin**, Granbury, TX  
(US)

(73) Assignee: **Nike, Inc.**, Beaverton, OR (US)

(\*\*) Term: **14 Years**

(21) Appl. No.: **29/302,015**

(22) Filed: **Jan. 8, 2008**

(51) **LOC (8) Cl.** ..... **21-02**

(52) **U.S. Cl.** ..... **D21/759**

(58) **Field of Classification Search** ..... D21/736-746,  
D21/759; 473/324-331, 340-341, 251-256  
See application file for complete search history.

(56) **References Cited**

**U.S. PATENT DOCUMENTS**

D240,751 S *	7/1976	Taylor	.....	D21/734
D254,800 S *	4/1980	Diana	.....	D21/743
D393,031 S	3/1998	Cameron		
D407,445 S	3/1999	Rollinson et al.		
D410,717 S	6/1999	Anderson		
D413,951 S	9/1999	Storer et al.		
D425,590 S	5/2000	Godown		
D428,951 S	8/2000	Godown		
D444,194 S	6/2001	Calabro		
6,575,845 B2	6/2003	Galloway et al.		
D482,421 S *	11/2003	Kessler	.....	D21/759
6,663,504 B2	12/2003	Hocknell et al.		
D484,937 S	1/2004	Madore et al.		
D486,873 S	2/2004	Sorensen		

6,890,267 B2	5/2005	Mahaffey et al.
D508,276 S	8/2005	Madore
6,988,960 B2	1/2006	Mahaffey et al.
D523,104 S	6/2006	Hasebe
D537,136 S	2/2007	De La Cruz
7,264,558 B2	9/2007	Kubica
2002/0169034 A1	11/2002	Hocknell et al.
2003/0176238 A1	9/2003	Galloway et al.
2006/0094529 A1	5/2006	Hocknell et al.
2007/0191137 A1	8/2007	Nishino

**OTHER PUBLICATIONS**

Edwin Watts Golf Magazine, Jan. 2003, p. 28 (Sub 30A2#6472).

\* cited by examiner

*Primary Examiner*—Mitchell I Siegel

(74) *Attorney, Agent, or Firm*—Banner & Witcoff, Ltd.

(57) **CLAIM**

The ornamental design for a golf club head for a putter, as shown and described.

**DESCRIPTION**

FIG. 1 is a rear perspective view of a golf club head for a putter showing our new design;

FIG. 2 is a bottom view thereof;

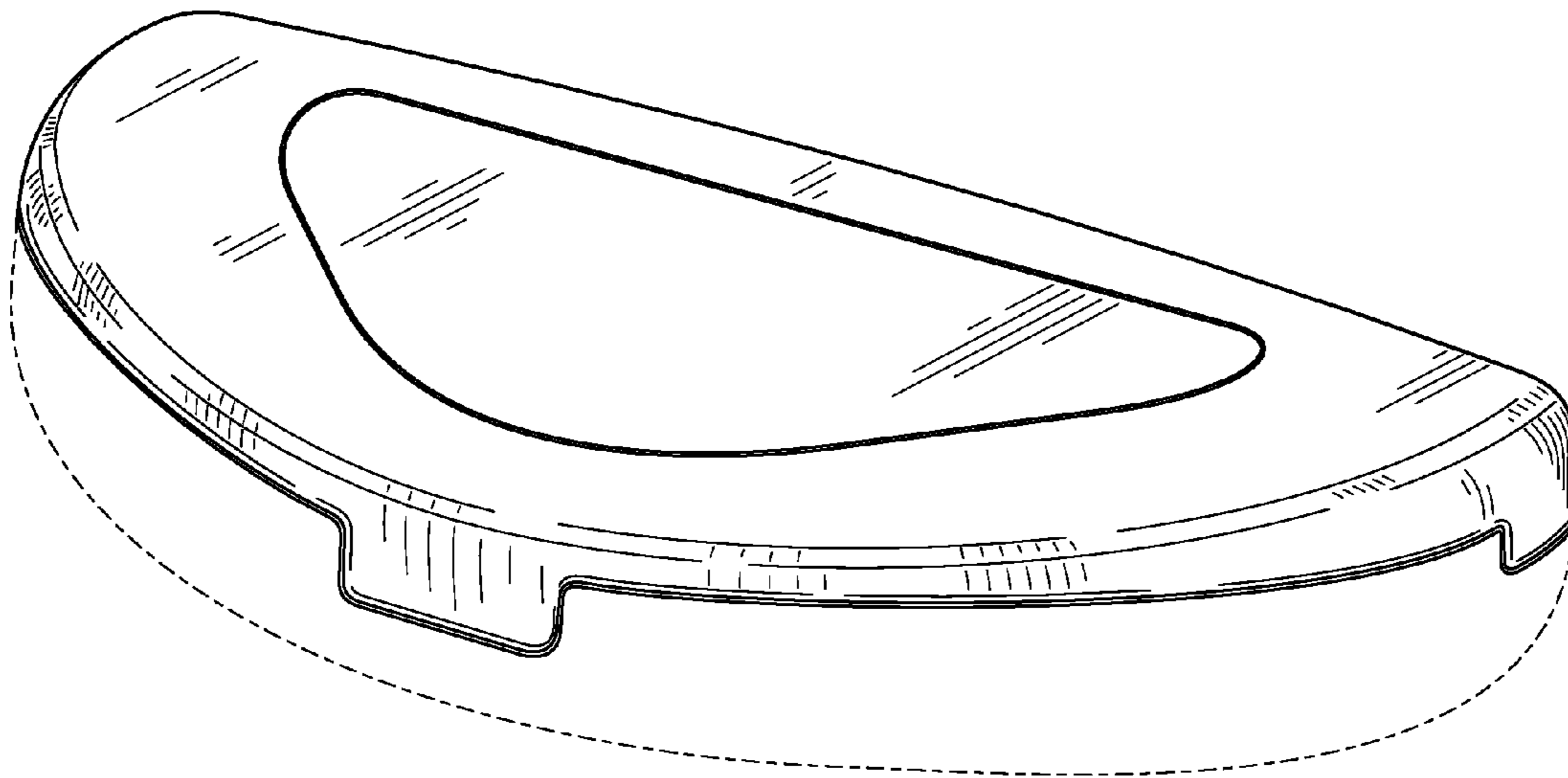
FIG. 3 is a heel view thereof;

FIG. 4 is a toe view thereof; and,

FIG. 5 is a rear view thereof.

The broken line showing of the remainder of the golf club head for a putter is for illustrative purposes only and forms no part of the claimed design. The unshown portion of the golf club head for a putter forms no part of the claimed design.

**1 Claim, 2 Drawing Sheets**



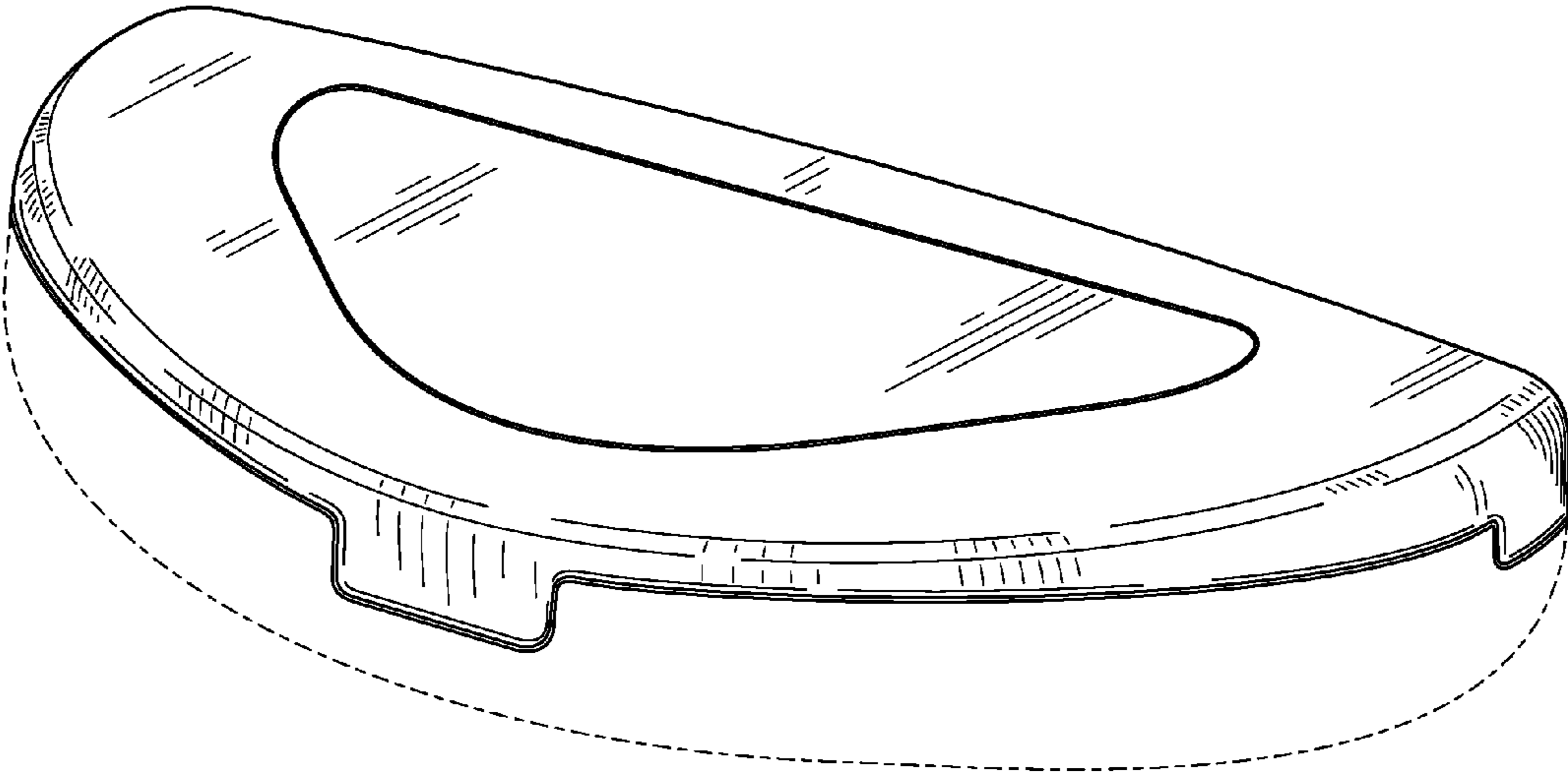


FIG. 1

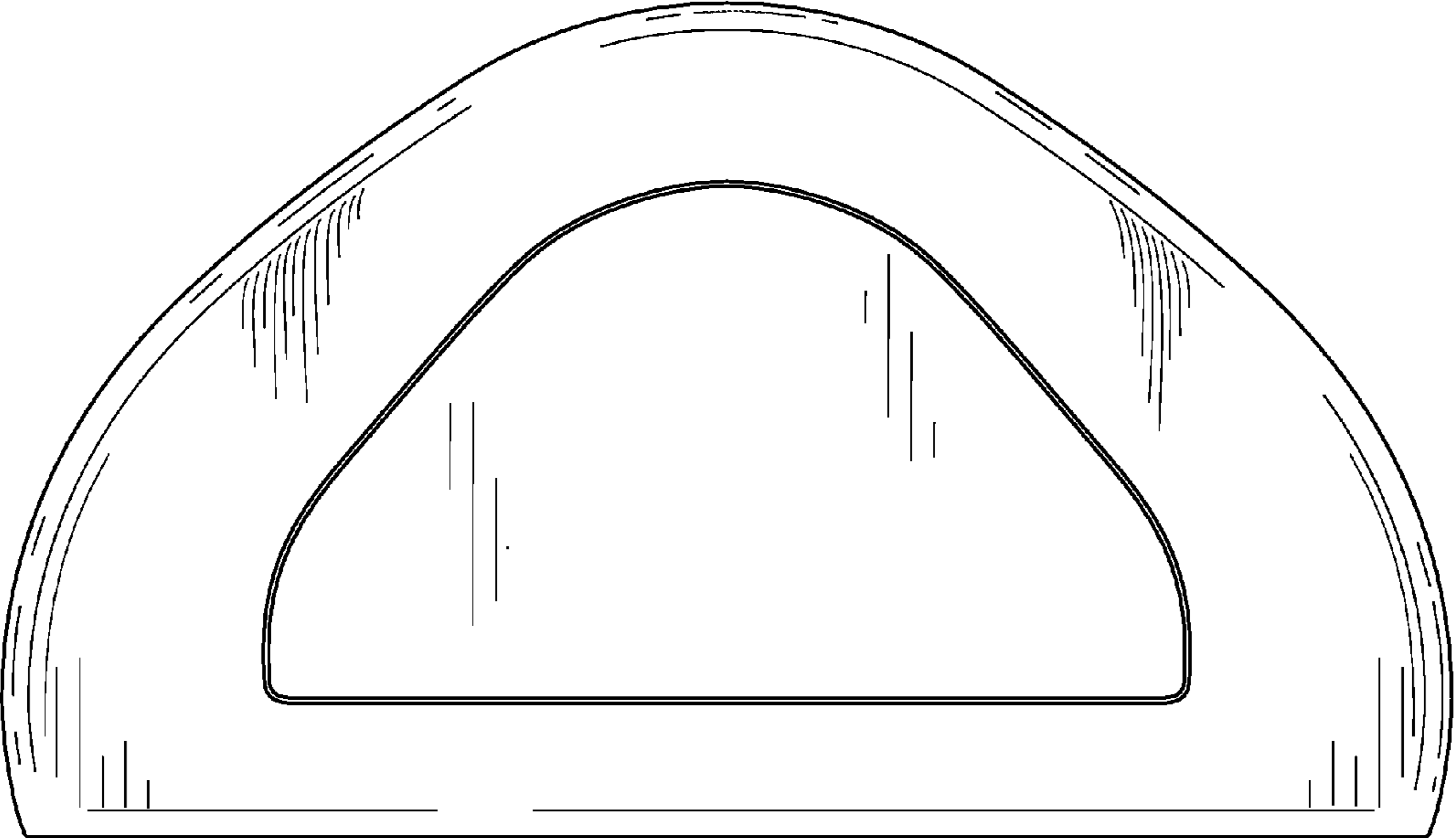


FIG. 2

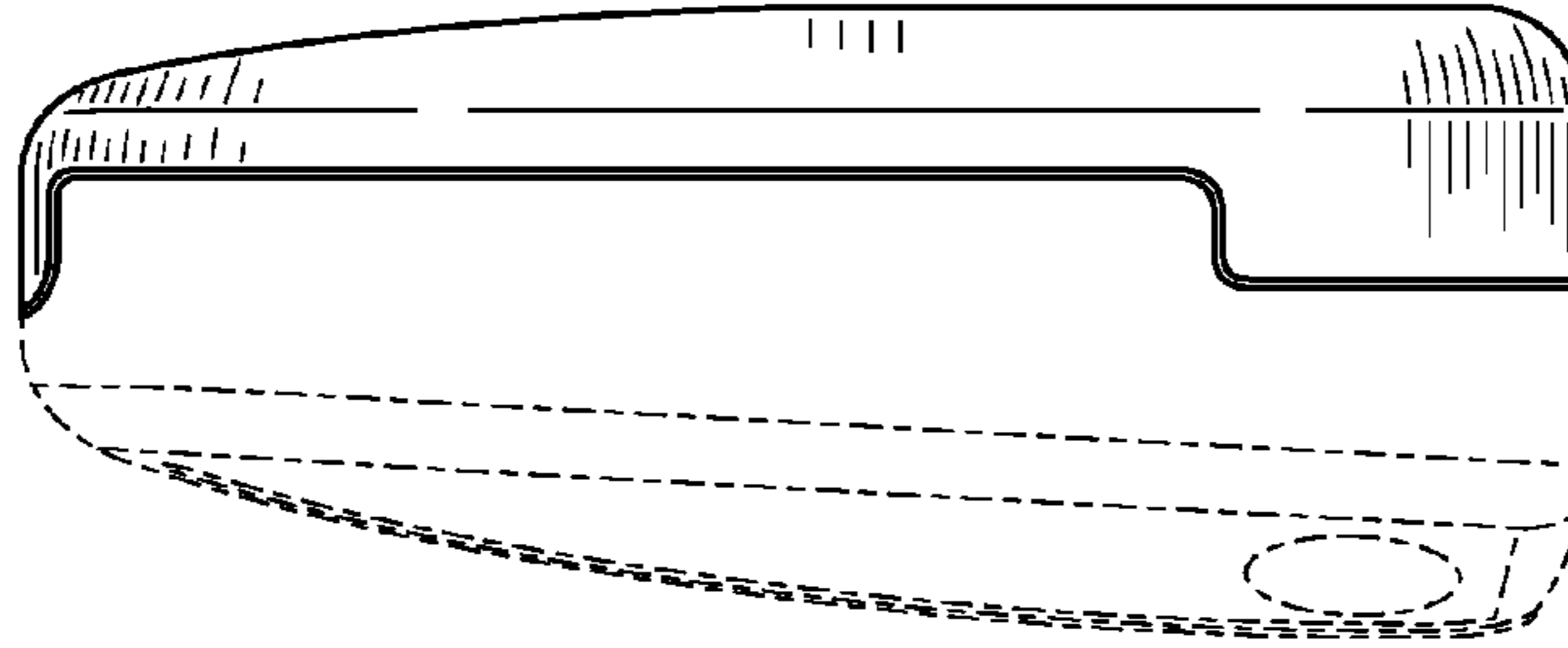


FIG. 3

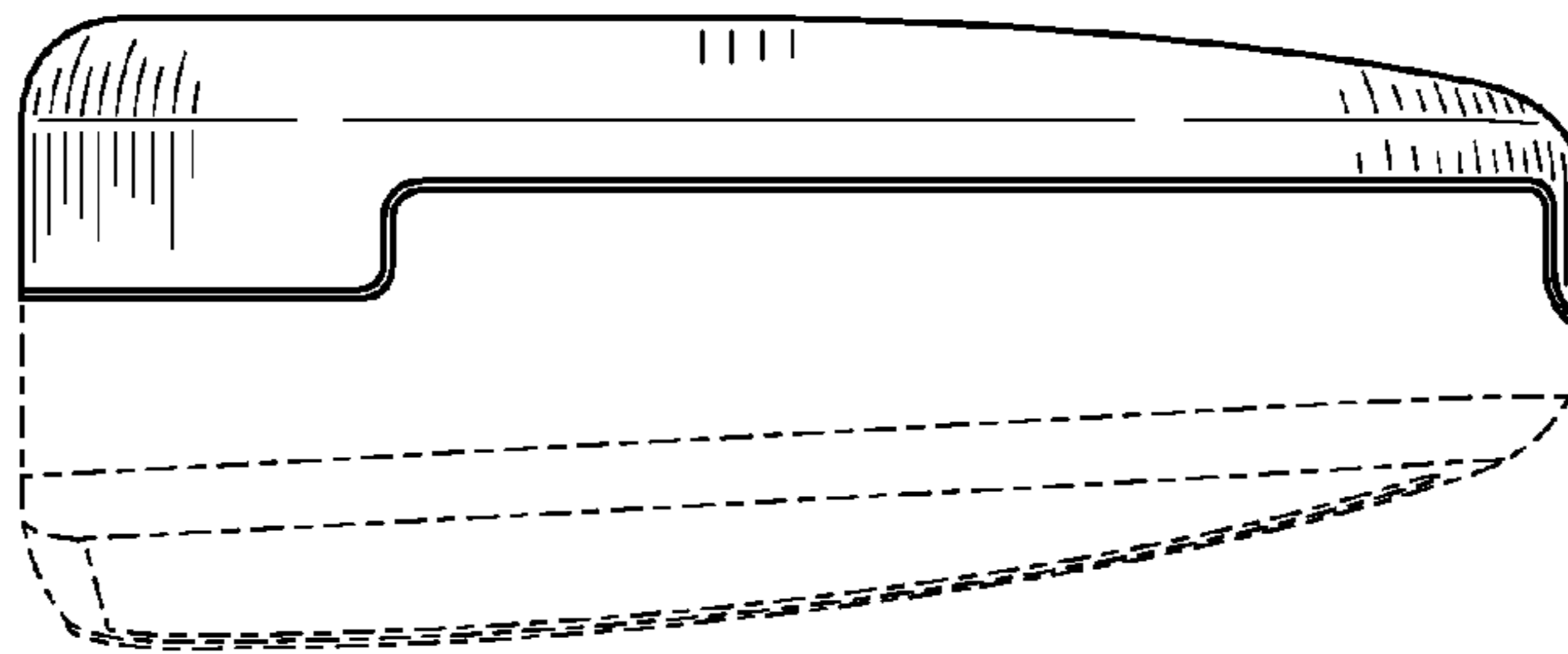


FIG. 4

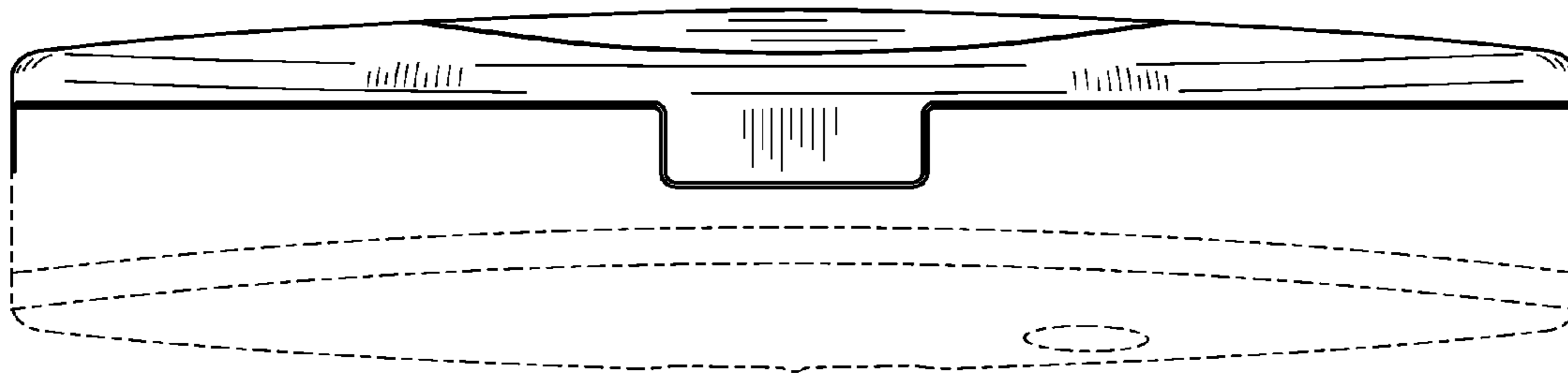


FIG. 5