

US00D571881S

(12) **United States Design Patent**
Nicolette et al.

(10) **Patent No.:** **US D571,881 S**
(45) **Date of Patent:** **** Jun. 24, 2008**

(54) **GOLF IRON HEAD**

(75) Inventors: **Michael R. Nicolette**, Scottsdale, AZ (US); **Bradley D. Schweigert**, Anthem, AZ (US); **Marty R. Jertson**, Cave Creek, AZ (US); **John A. Solheim**, Phoenix, AZ (US)

(73) Assignee: **Karsten Manufacturing Corporation**, Phoenix, AZ (US)

(**) Term: **14 Years**

(21) Appl. No.: **29/282,626**

(22) Filed: **Jul. 25, 2007**

(51) **LOC (8) Cl.** **21-02**

(52) **U.S. Cl.** **D21/747**

(58) **Field of Classification Search** D21/747-751;
473/324-331, 350

See application file for complete search history.

(56) **References Cited**

U.S. PATENT DOCUMENTS

5,048,835	A *	9/1991	Gorman	473/350
D354,786	S *	1/1995	Manning et al.	D21/748
D404,780	S *	1/1999	Long	D21/749
6,210,290	B1 *	4/2001	Erickson et al.	473/345
D453,949	S *	2/2002	Helmstetter et al.	D21/747
D494,648	S	8/2004	Schweigert et al.		
D500,350	S *	12/2004	Schweigert et al.	D21/747
D500,351	S *	12/2004	Schweigert et al.	D21/747
D502,237	S	2/2005	Schweigert et al.		
D502,975	S	3/2005	Schweigert et al.		
D504,925	S	5/2005	Schweigert et al.		
D505,171	S	5/2005	Schweigert et al.		
D507,614	S	7/2005	Schweigert et al.		
D508,099	S	8/2005	Schweigert et al.		
D514,183	S	1/2006	Schweigert et al.		
D517,625	S *	3/2006	Sanchez et al.	D21/747
D530,759	S *	10/2006	Nicolette et al.	D21/749
D530,760	S *	10/2006	Schweigert et al.	D21/749
D532,849	S	11/2006	Nicolette et al.		
D534,228	S *	12/2006	Nicolette et al.	D21/749
D534,597	S *	1/2007	Nicolette et al.	D21/749
D536,759	S *	2/2007	Schweigert et al.	D21/747
D538,366	S *	3/2007	Nicolette et al.	D21/748
D539,863	S *	4/2007	Nunez et al.	D21/748

D541,360	S *	4/2007	Schweigert et al.	D21/747
D550,316	S *	9/2007	Nagai et al.	D21/759
D561,855	S *	2/2008	Schweigert et al.	D21/747
D562,925	S *	2/2008	Schweigert et al.	D21/759

OTHER PUBLICATIONS

Bradley D. Schweigert, et al., "Golf Iron Head," U.S. Appl. No. 29/279,374, filed Apr. 27, 2007.
Michael R. Nicolette, et al., "Golf Iron Head," U.S. Appl. No. 29/280,468, filed May 29, 2007.
Bradley D. Schweigert, et al., "Golf Iron Head," U.S. Appl. No. 29/280,469, filed May 29, 2007.
Richard R. Sanchez, et al., "Golf Iron Head," U.S. Appl. No. 29/281,014, filed Jun. 13, 2007.
Bradley D. Schweigert, et al., "Golf Iron Head," U.S. Appl. No. 29/280,473, filed May 29, 2007.
Michael R. Nicolette, et al., "Golf Iron Head," U.S. Appl. No. 29/282,631, filed Jul. 25, 2007.

* cited by examiner

Primary Examiner—Mitchell I Siegel

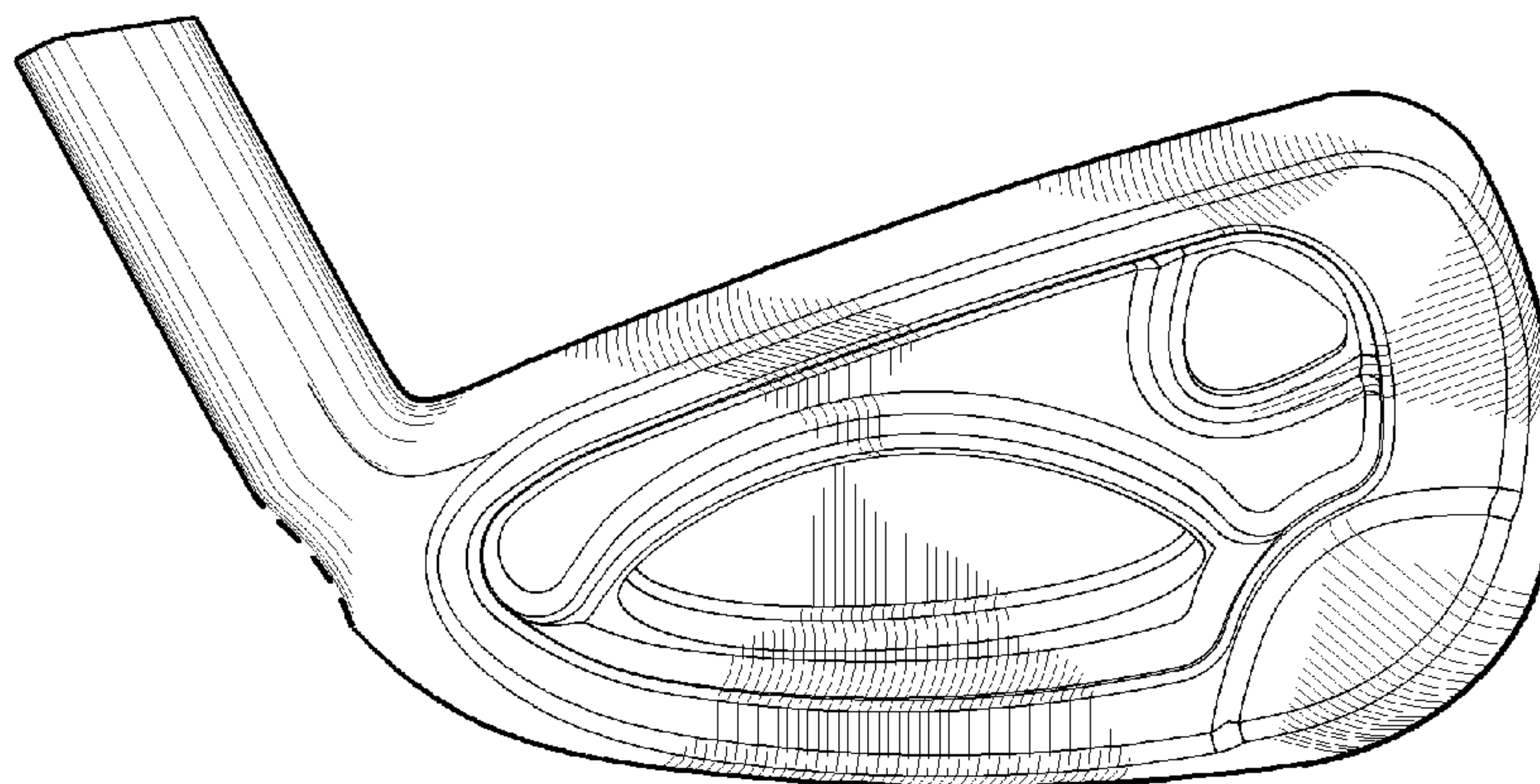
(57) **CLAIM**

The ornamental design for a golf iron head, as shown and described.

DESCRIPTION

FIG. 1 is a top perspective view of the golf iron head;
FIG. 2 is a bottom perspective view of the golf iron head of FIG. 1;
FIG. 3 is a front elevational view of the golf iron head of FIG. 1;
FIG. 4 is a rear elevational view of the golf iron head of FIG. 1;
FIG. 5 is a top view of the golf iron head of FIG. 1;
FIG. 6 is a bottom view of the golf iron head of FIG. 1;
FIG. 7 is a heel end view of the golf iron head of FIG. 1; and,
FIG. 8 is a toe end view of the golf iron head of FIG. 1.
The broken lines shown in FIGS. 1, 2, 3, 4, 5, 6, and 7 are for illustrative purposes only and form no part of the claimed design.

1 Claim, 3 Drawing Sheets



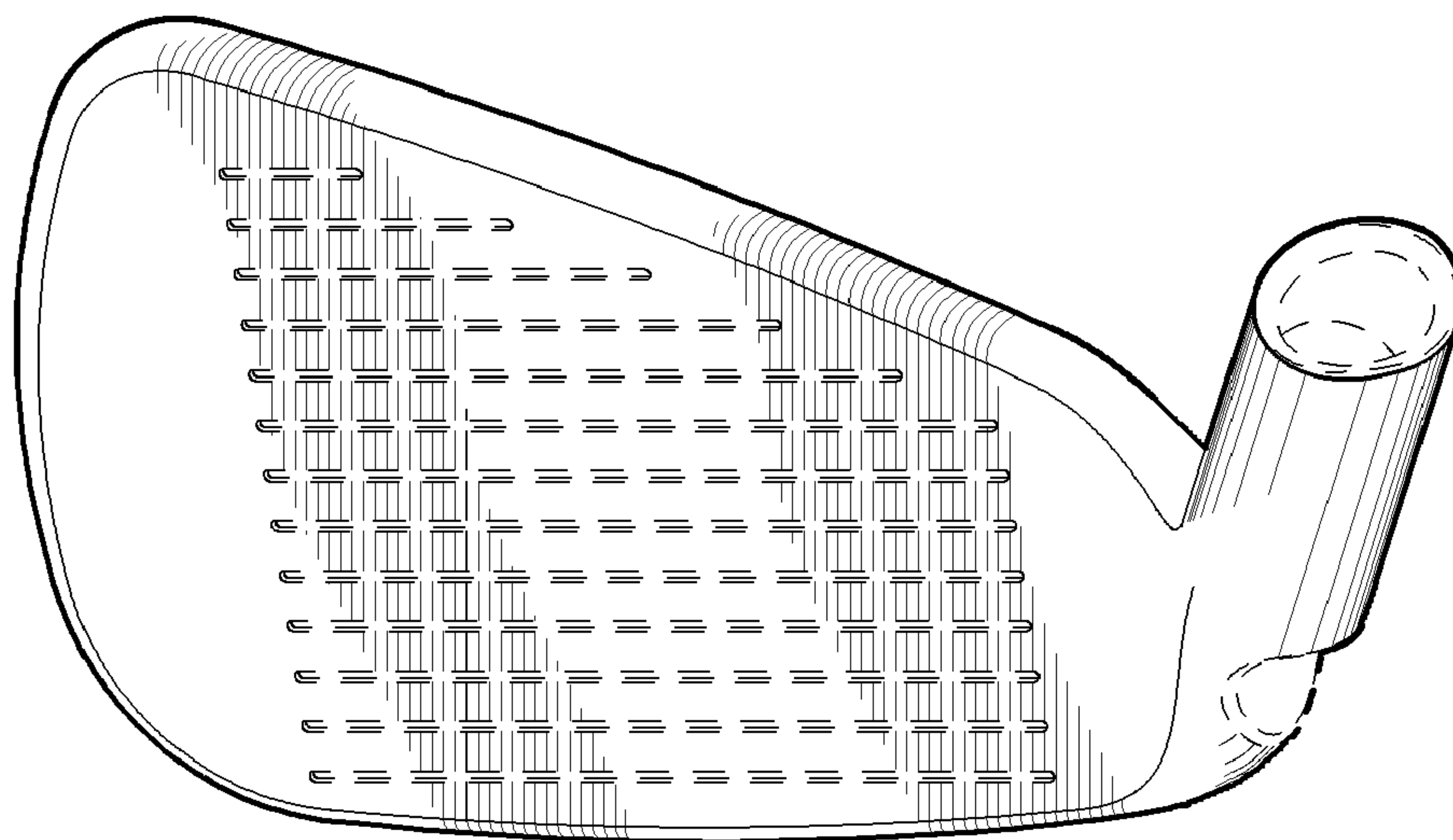


Fig. 1

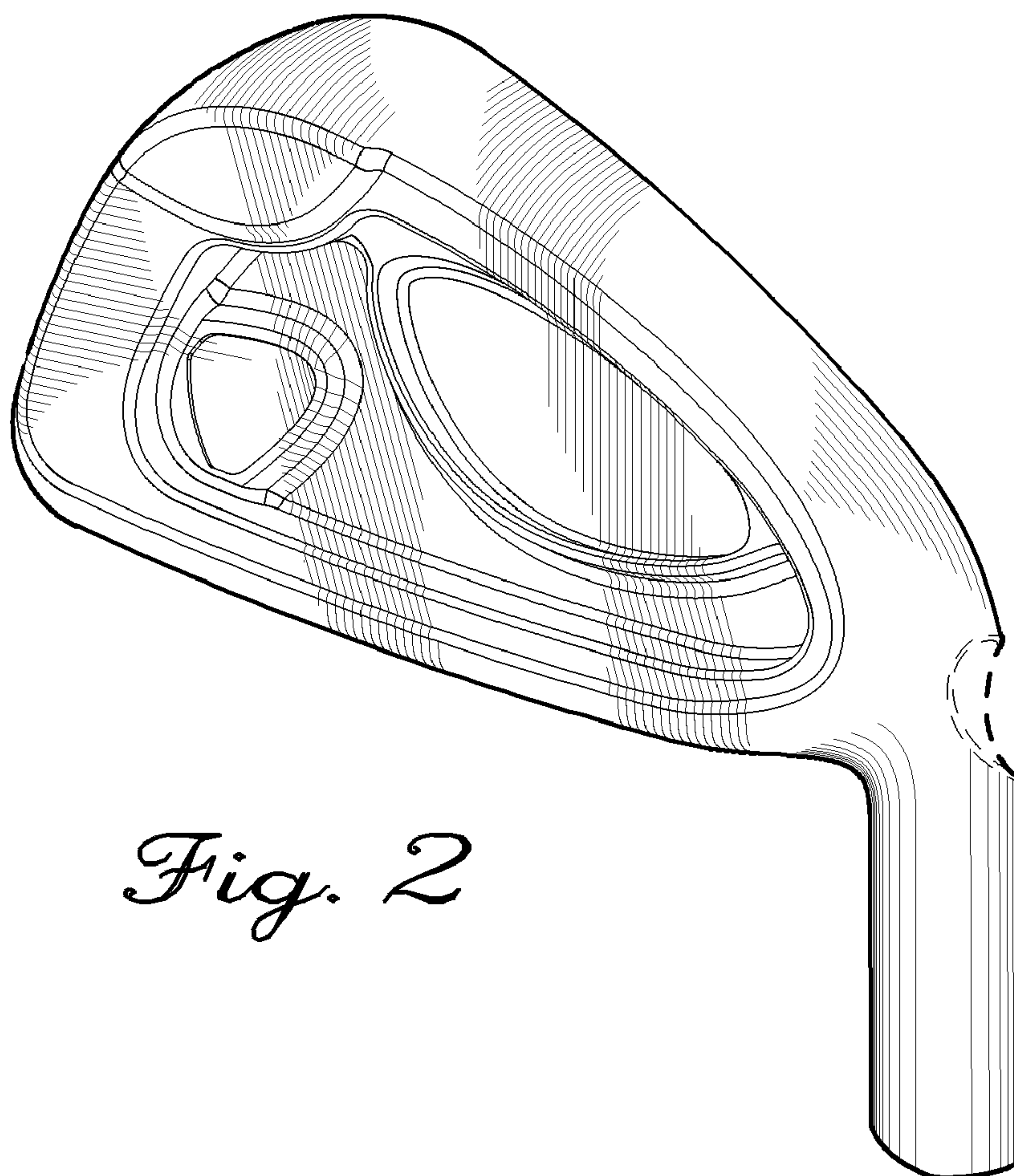


Fig. 2

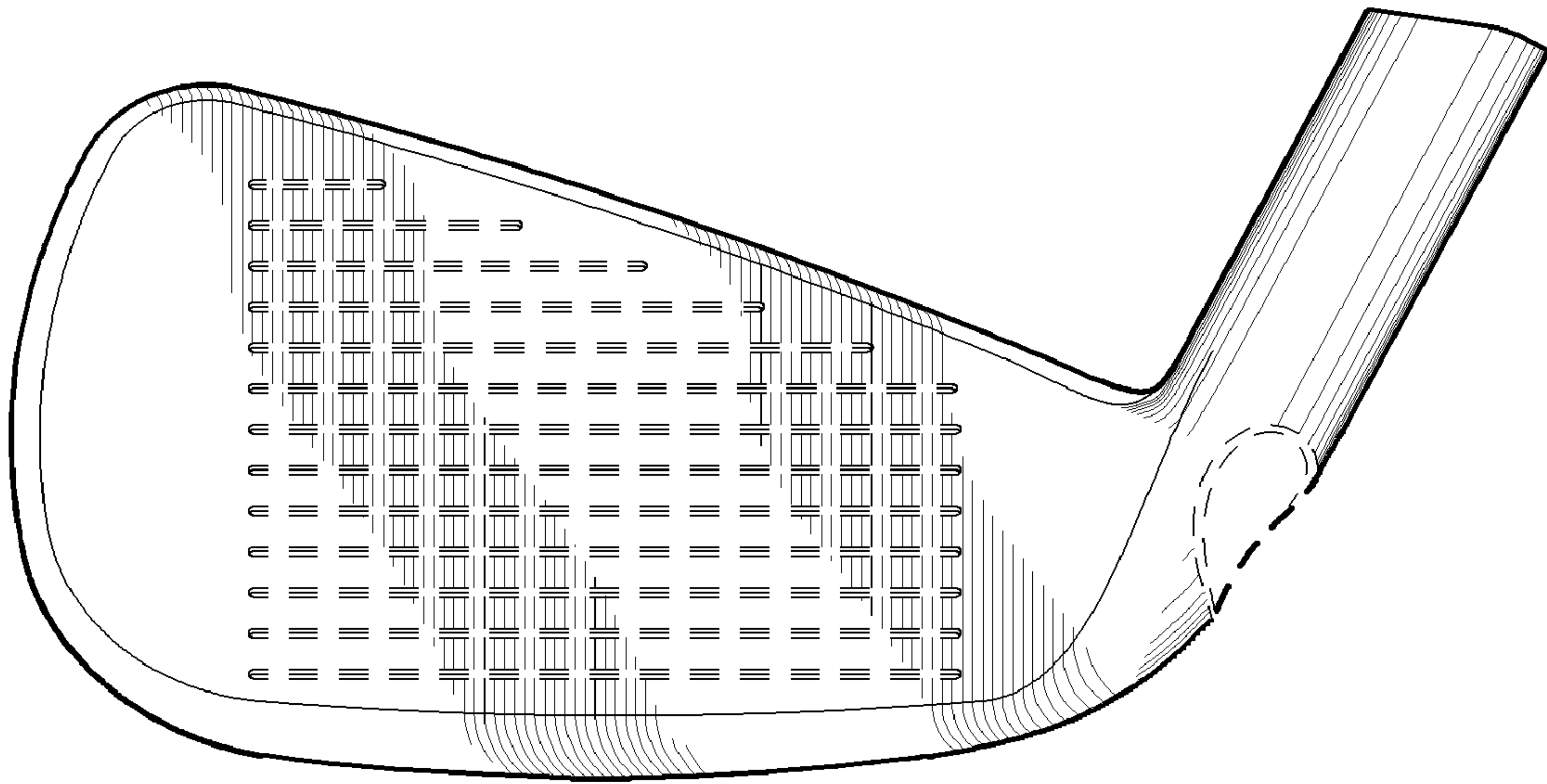


Fig. 3

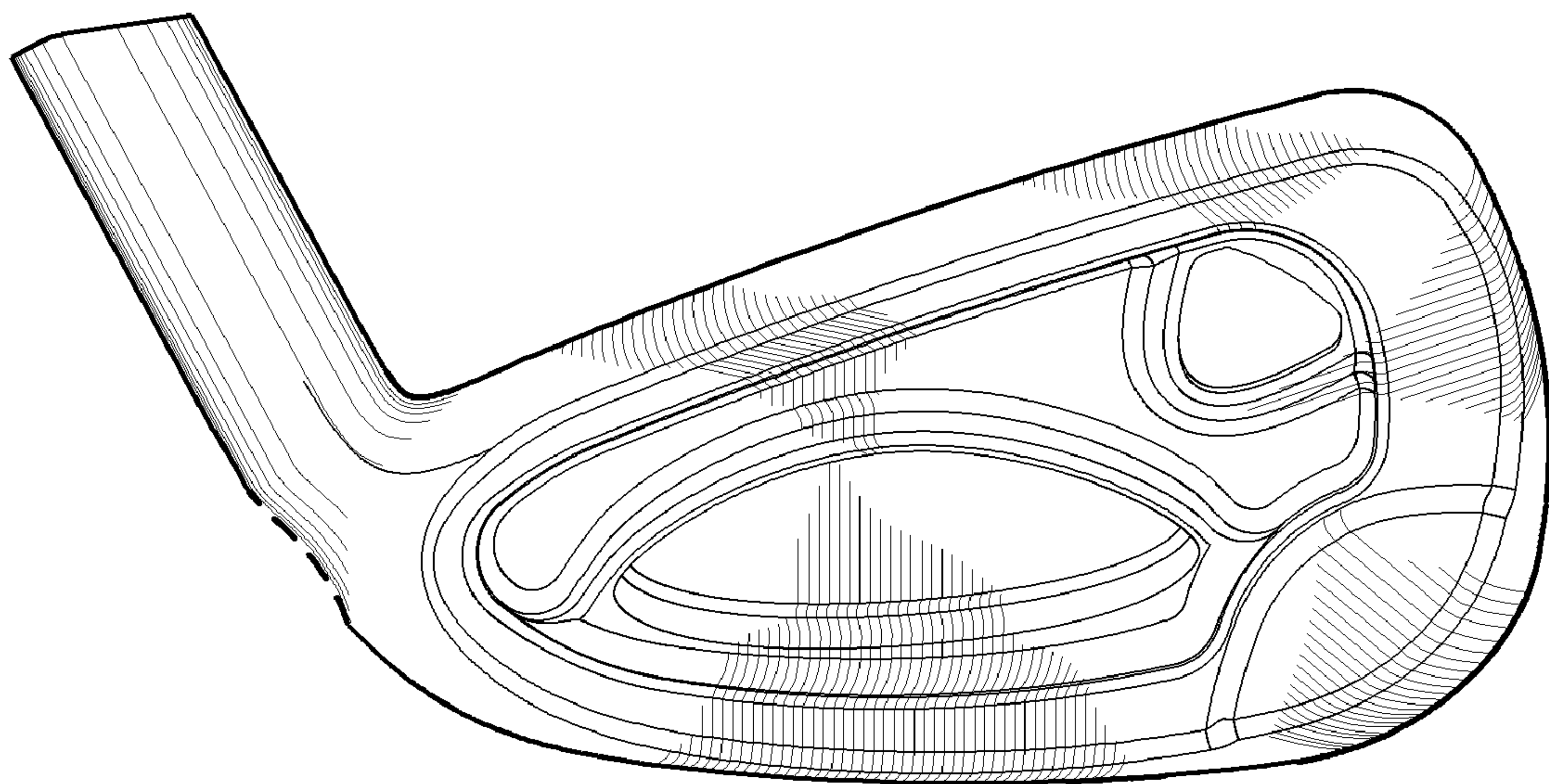


Fig. 4

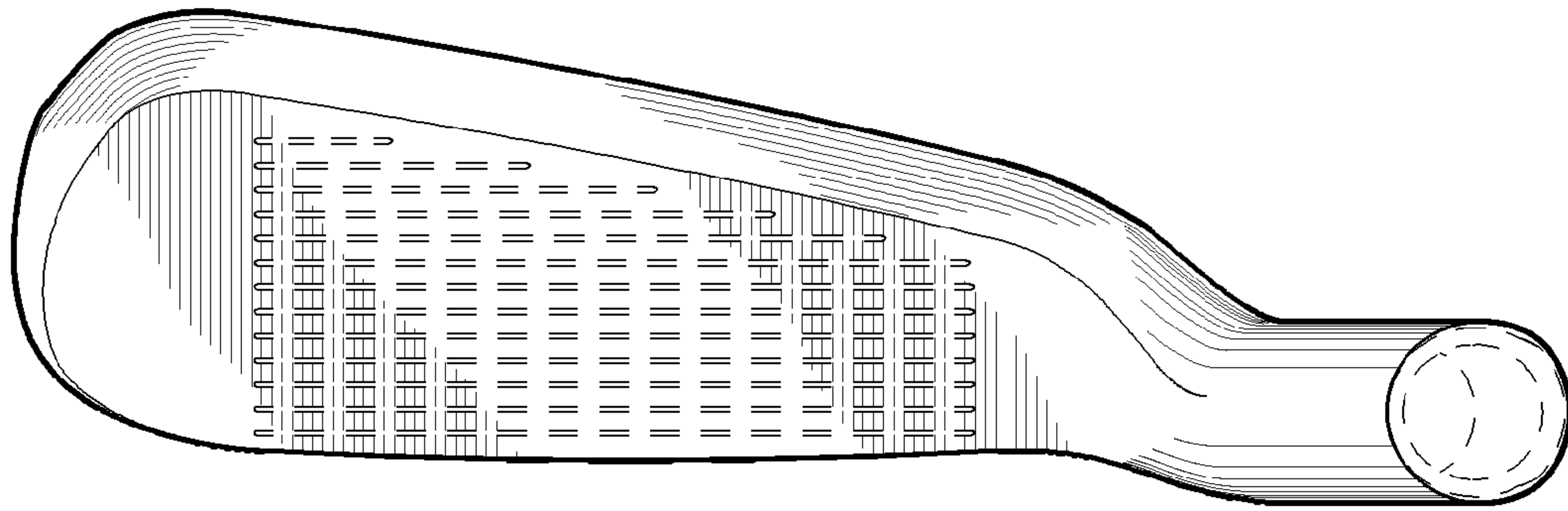


Fig. 5

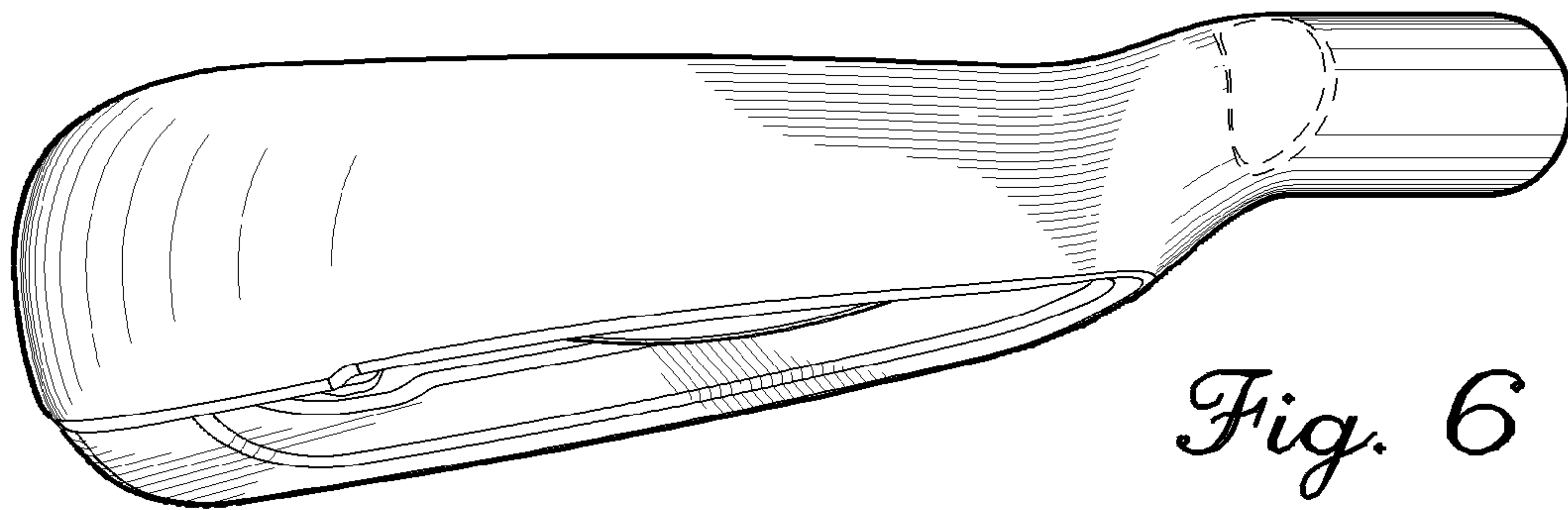


Fig. 6

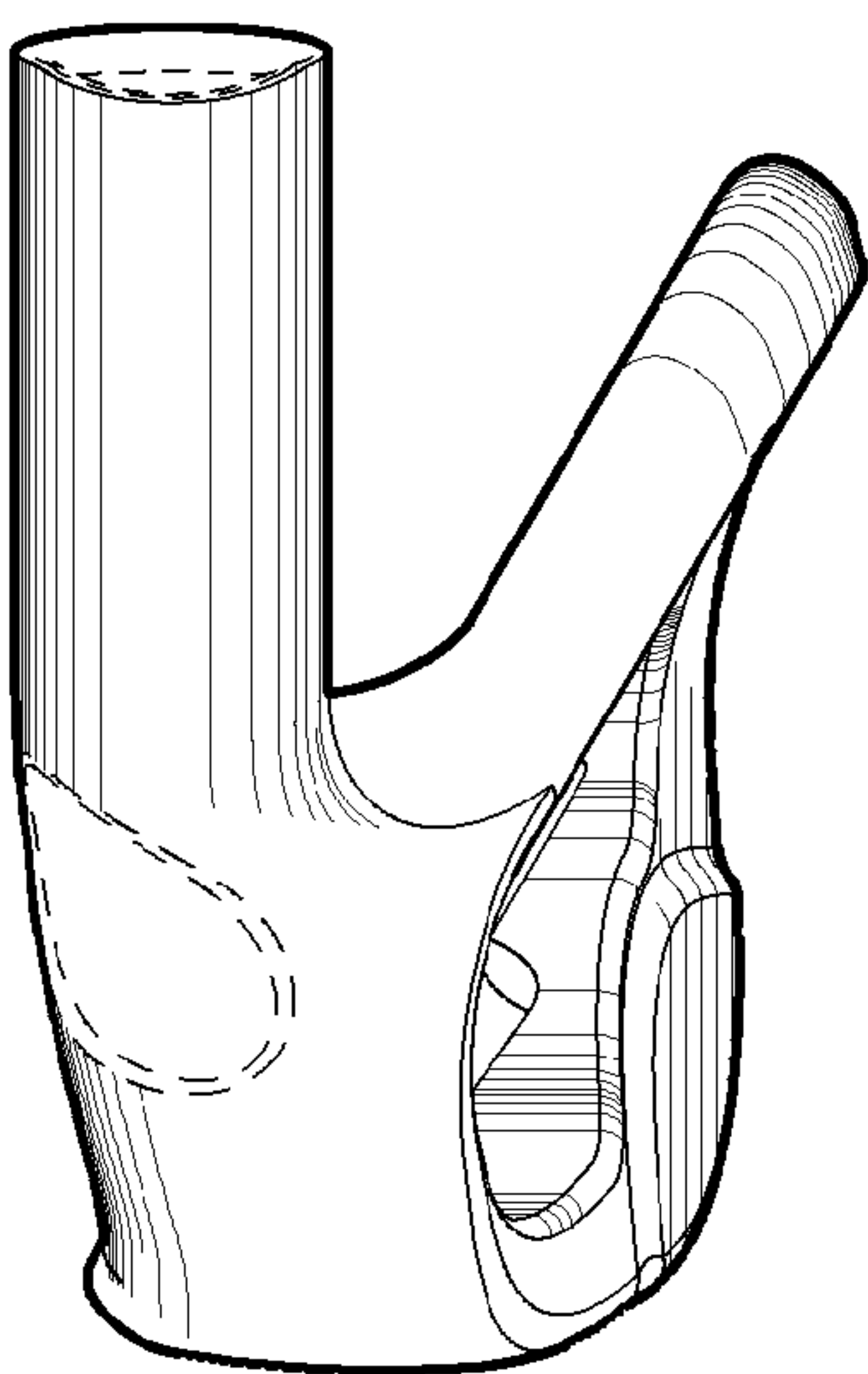


Fig. 7

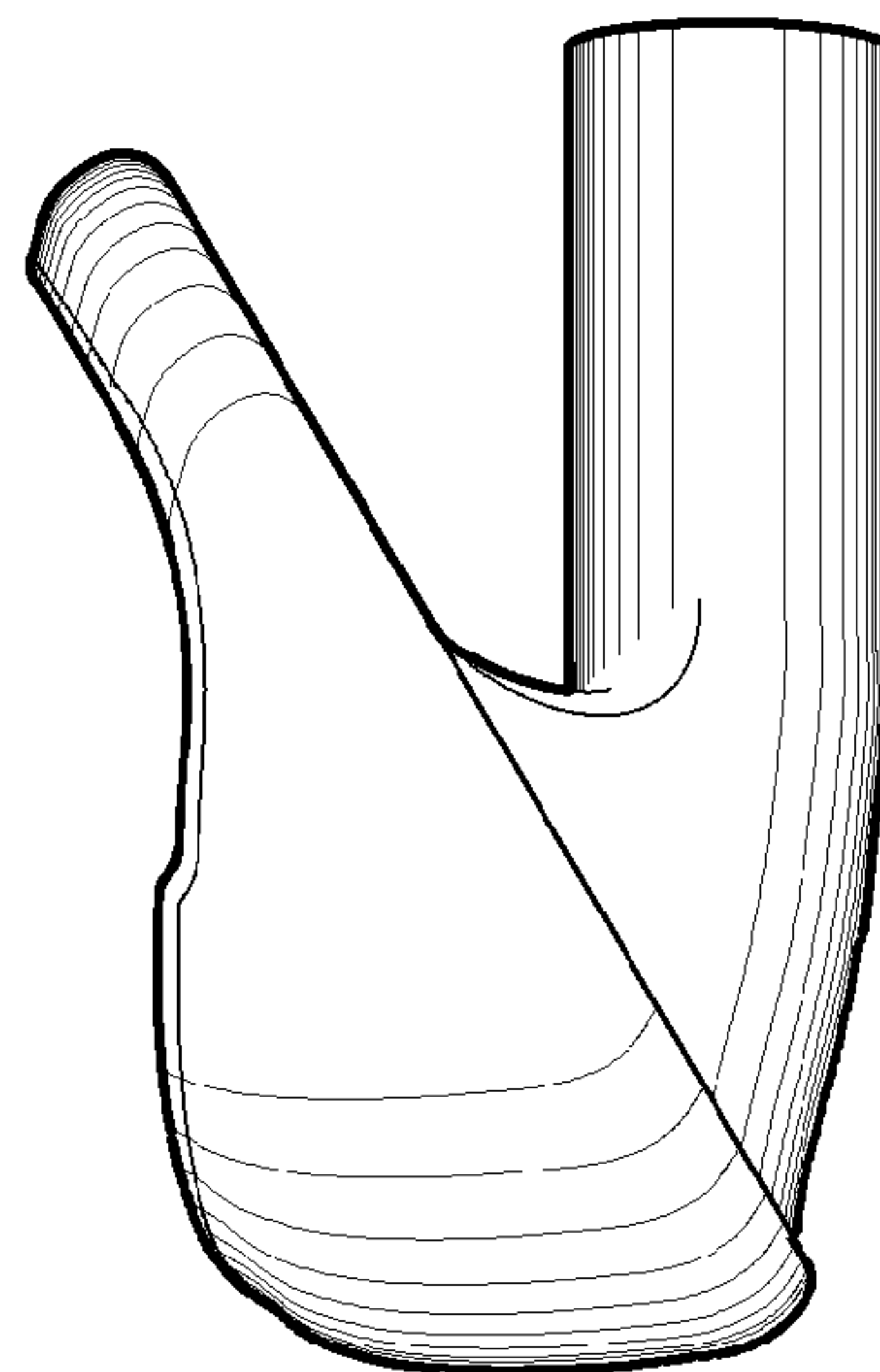


Fig. 8