



US00D571874S

(12) **United States Design Patent**
Krysiak

(10) **Patent No.:** **US D571,874 S**

(45) **Date of Patent:** **** Jun. 24, 2008**

(54) **FOOTBALL**

(75) Inventor: **Kevin L. Krysiak**, Chicago, IL (US)

(73) Assignee: **Wilson Sporting Goods Co.**, Chicago, IL (US)

(**) Term: **14 Years**

(21) Appl. No.: **29/294,099**

(22) Filed: **Dec. 21, 2007**

(51) **LOC (8) Cl.** **21-02**

(52) **U.S. Cl.** **D21/712**

(58) **Field of Classification Search** D21/707-714;
D30/160; 473/569-614; 119/707-711

See application file for complete search history.

(56) **References Cited**

U.S. PATENT DOCUMENTS

| | | | | | |
|-----------|-----|---------|------------------|-------|----------|
| 1,931,429 | A * | 10/1933 | Buckner et al. | | 473/596 |
| 2,143,409 | A * | 1/1939 | Denkert | | 473/597 |
| 2,219,078 | A * | 10/1940 | Reach | | 473/607 |
| 3,315,640 | A * | 4/1967 | Gamble | | 119/707 |
| 3,884,466 | A * | 5/1975 | MacDonald et al. | | 473/613 |
| 4,736,948 | A * | 4/1988 | Thomas | | 473/613 |
| RE33,449 | E * | 11/1990 | Martin | | 473/613 |
| D340,489 | S * | 10/1993 | Evangelista | | D21/713 |
| 5,269,526 | A * | 12/1993 | Wollstein | | 473/159 |
| 5,451,046 | A * | 9/1995 | Batton | | 473/470 |
| 5,833,897 | A * | 11/1998 | Grimm | | 264/46.5 |
| 5,881,885 | A * | 3/1999 | Grimm | | 206/779 |

| | | | | | |
|----------|-----|---------|-----------------|-------|---------|
| D409,904 | S * | 5/1999 | Clements et al. | | D9/668 |
| D483,424 | S * | 12/2003 | Lowinger | | D21/713 |
| D505,462 | S * | 5/2005 | Horkan et al. | | D21/712 |
| D518,536 | S * | 4/2006 | Chang | | D21/712 |
| D537,483 | S * | 2/2007 | Kort et al. | | D21/466 |
| D544,052 | S * | 6/2007 | Krysiak | | D21/713 |
| D562,419 | S * | 2/2008 | Crane et al. | | D21/712 |

* cited by examiner

Primary Examiner—Catherine Tuttle

(74) *Attorney, Agent, or Firm*—Terence P. O'Brien

(57) **CLAIM**

I claim the ornamental design for a football, as shown and described.

DESCRIPTION

FIG. 1 is a bottom and side perspective view of a football showing my new design;

FIG. 2 is a top view of the football of FIG. 1;

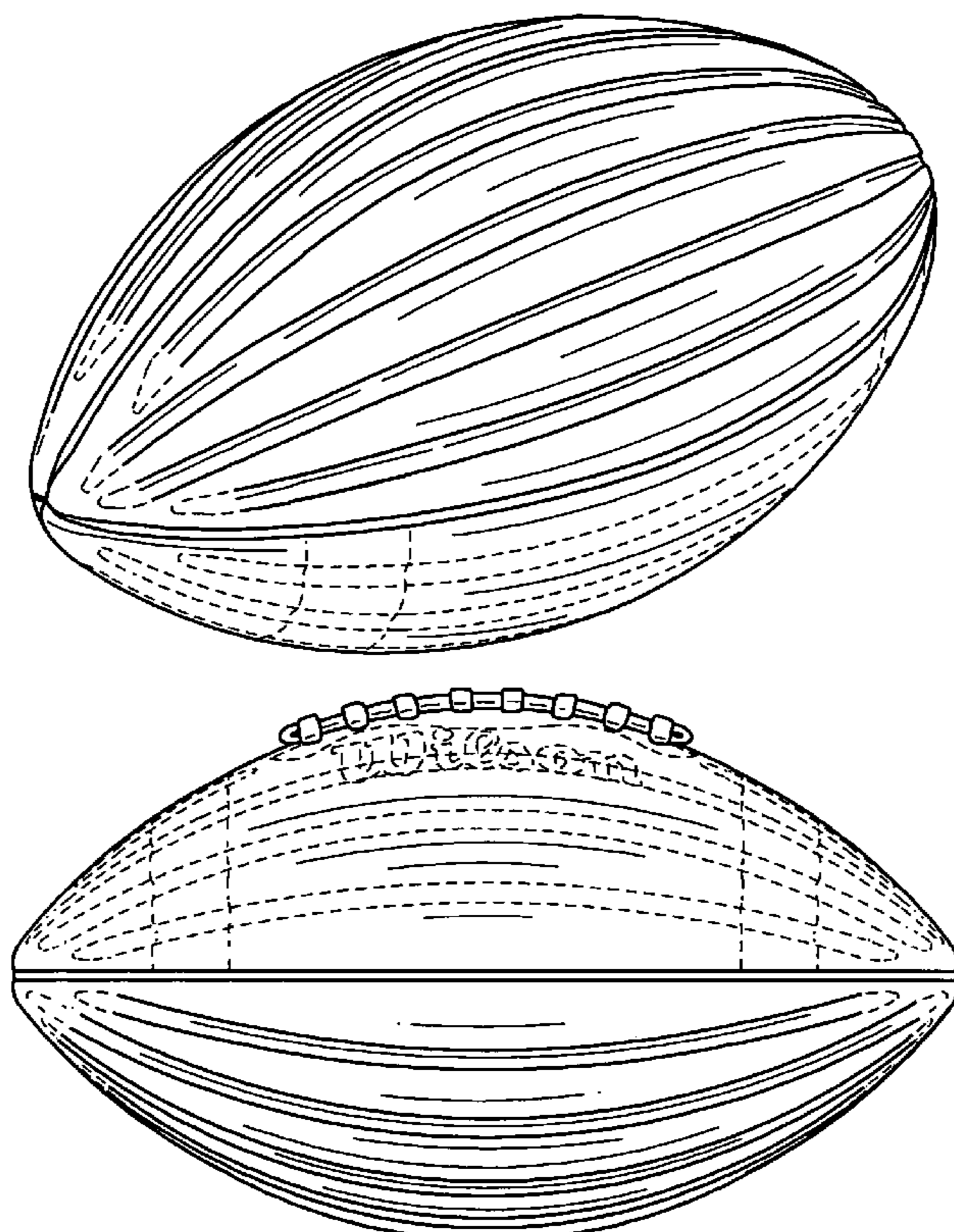
FIG. 3 is a side view of the football of FIG. 1;

FIG. 4 is an end view of the football of FIG. 1; and,

FIG. 5 is a bottom view of the football of FIG. 1.

The broken (dashed) lines are included for the purpose of illustrating the groove portions of the football contour and superficial features that form no part of the claimed design, it being understood that the surface contour underlying said superficial features is part of the claim.

1 Claim, 3 Drawing Sheets



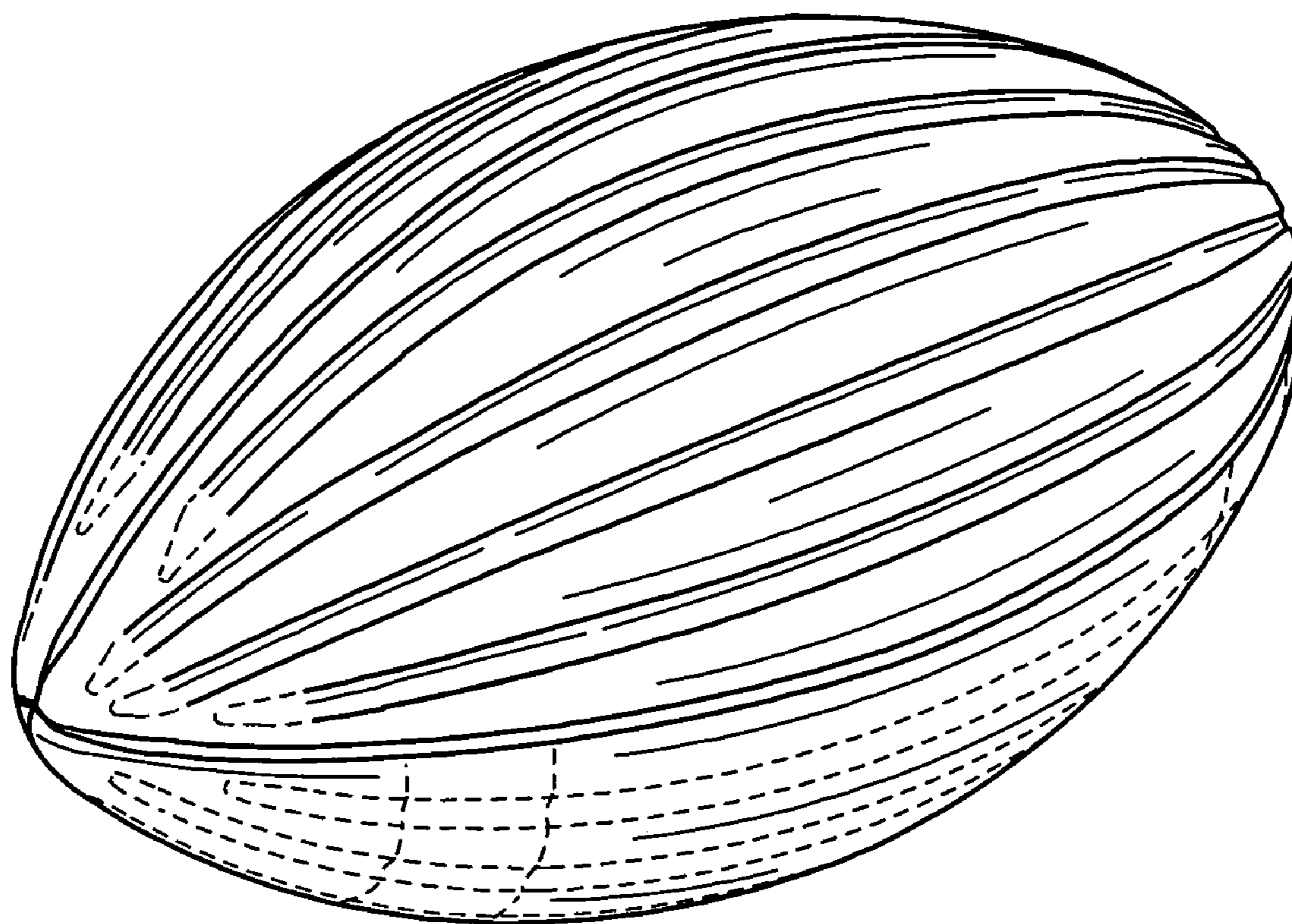


FIG. 1

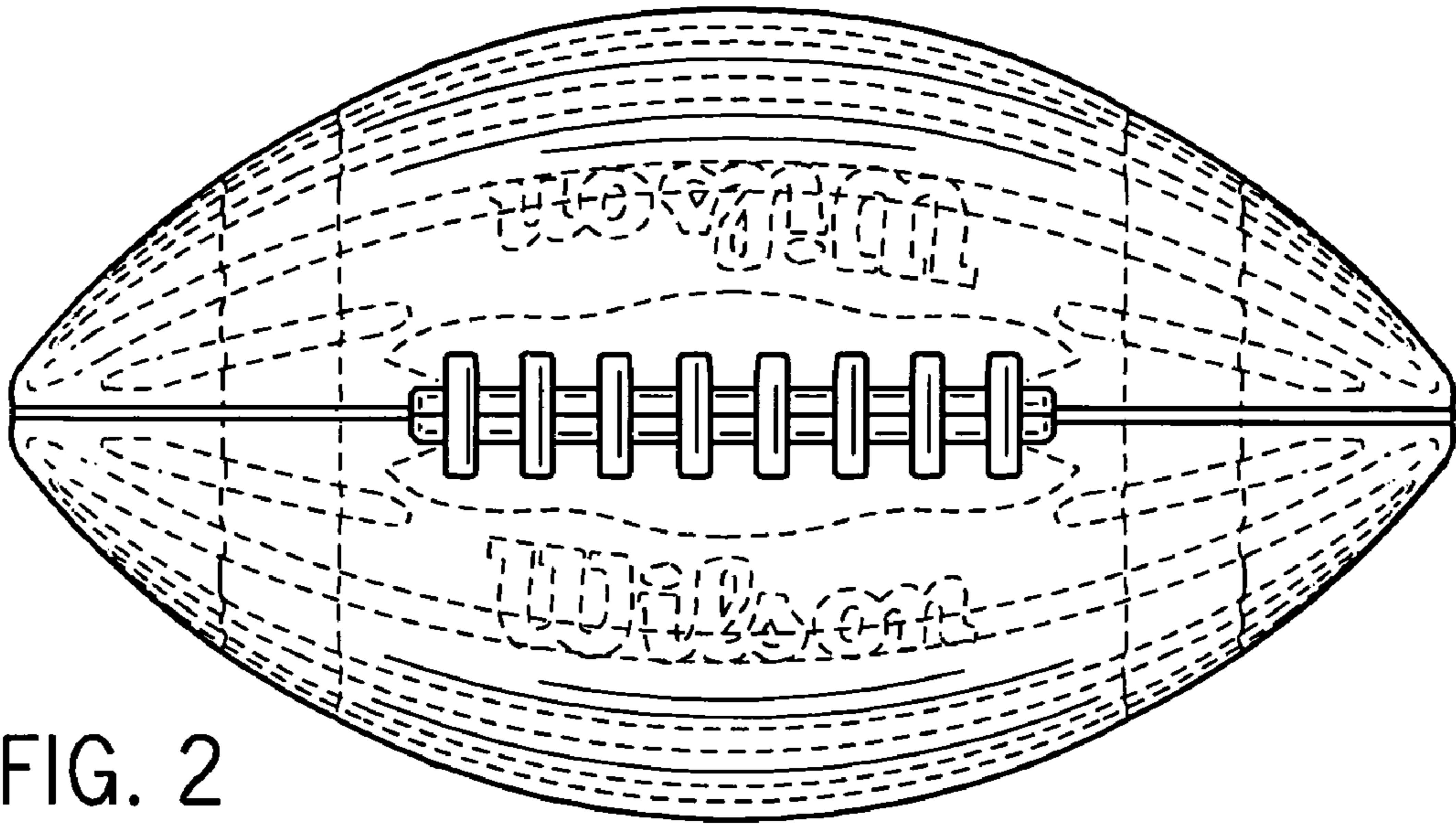


FIG. 2

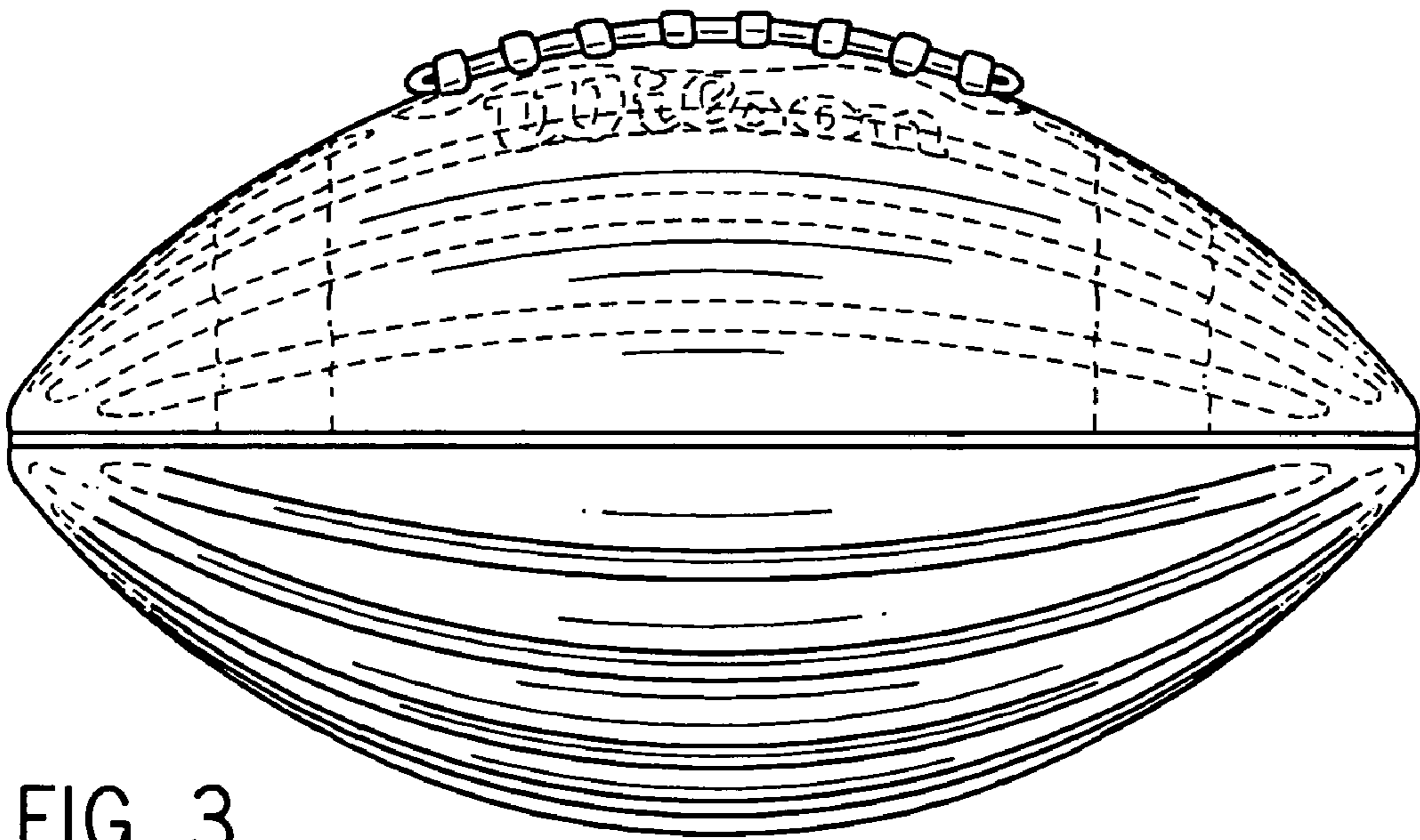


FIG. 3

FIG. 4

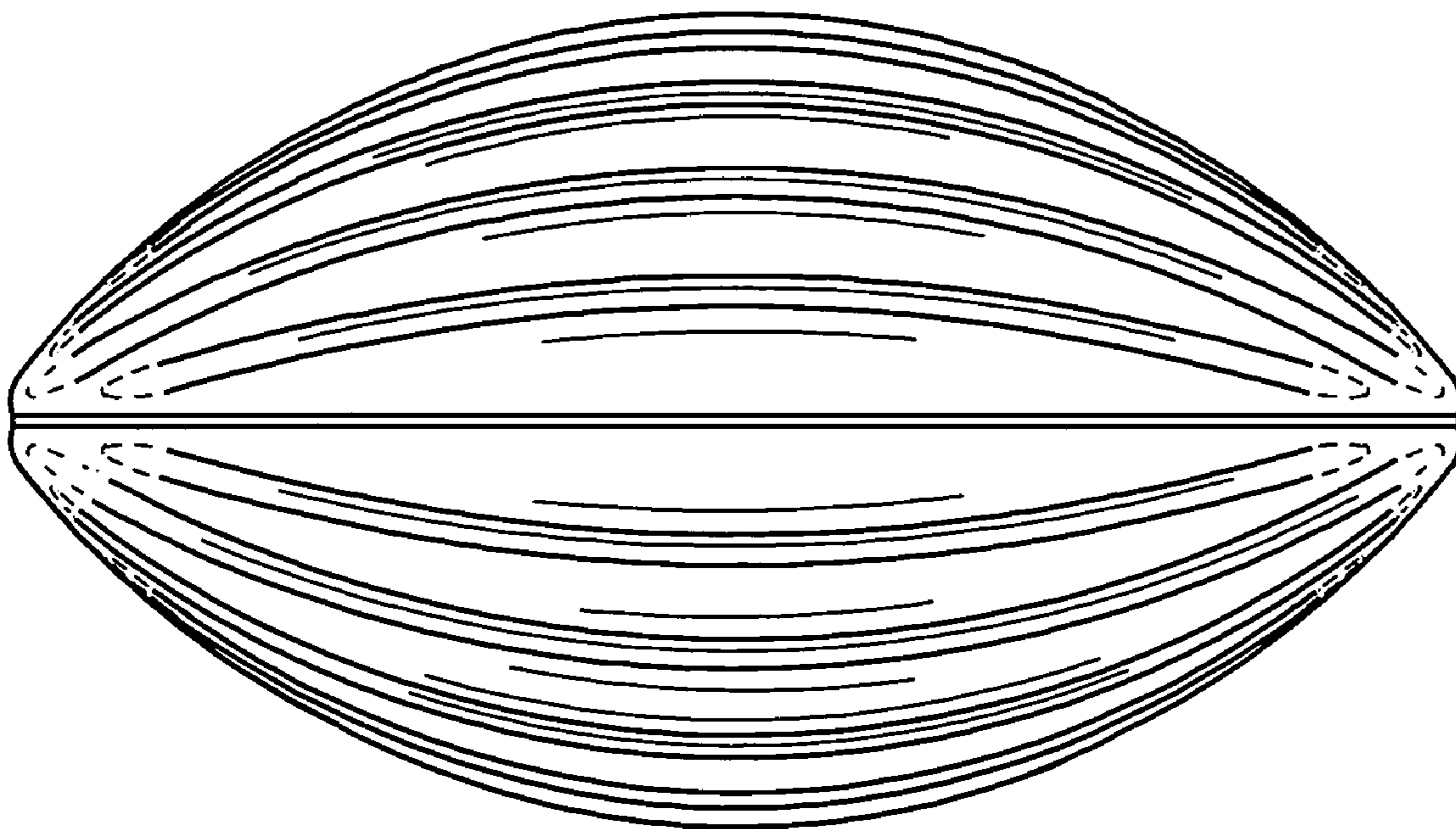
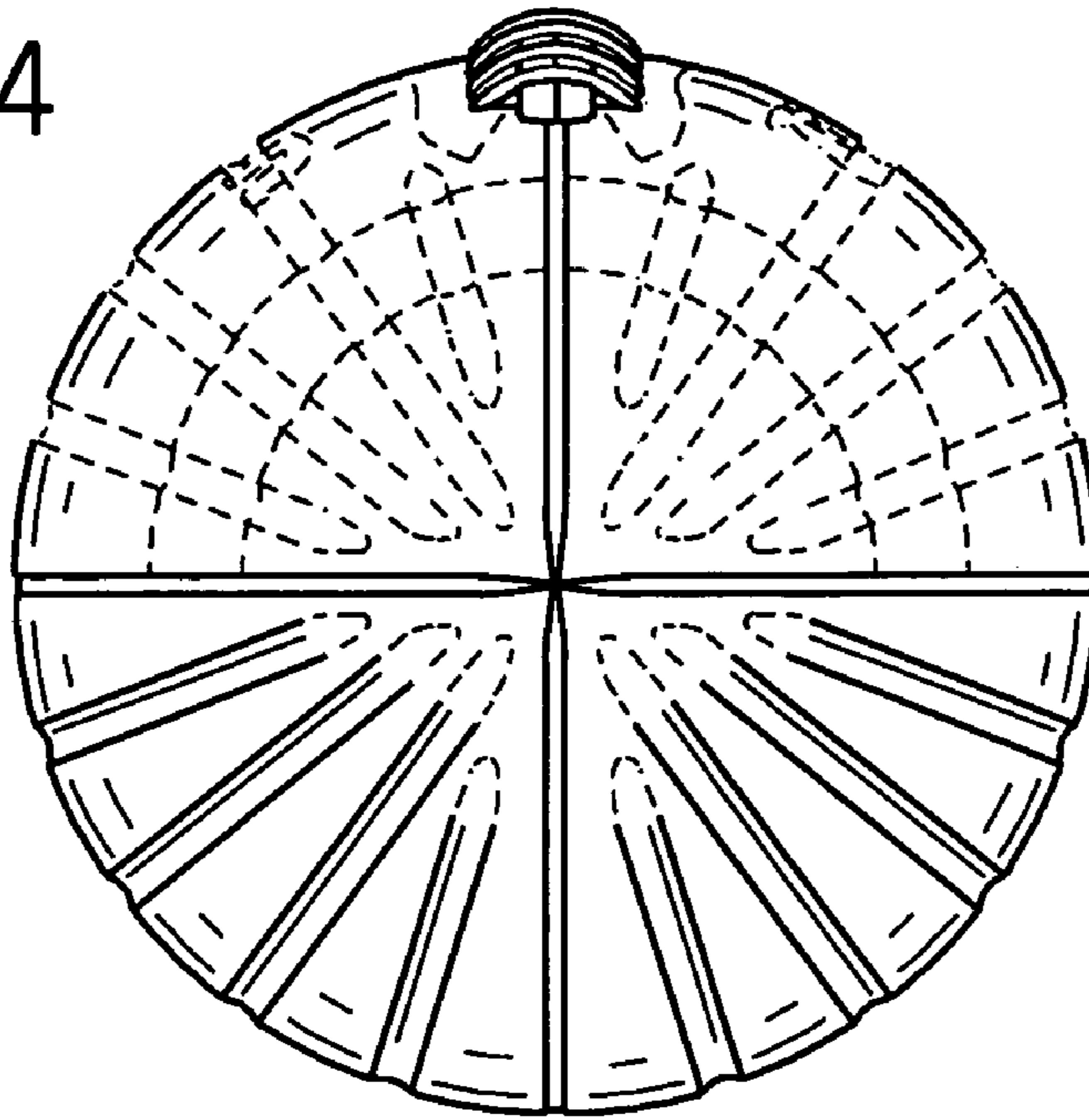


FIG. 5