



US00D571856S

(12) **United States Design Patent**
Hammad et al.

(10) **Patent No.:** **US D571,856 S**
(45) **Date of Patent:** **** Jun. 24, 2008**

(54) **SYMMETRICAL CONTACTLESS DATA CARD WITH OFF CENTER APERTURE AND SHIELD**

U.S. Appl. No. 29/266,546, Hammad.
U.S. Appl. No. 29/269,951, Law et al.

(Continued)

(75) Inventors: **Ayman Hammad**, Pleasanton, CA (US);
Christopher Law, Pelham Manor, NY (US);
Vlad Guzner, Brooklyn, NY (US);
Maorong Lin, Brooklyn, NY (US);
David Sohn, Fort Lee, NJ (US)

Primary Examiner—Robert M. Spear
Assistant Examiner—Susan E Krakower
(74) *Attorney, Agent, or Firm*—Townsend and Townsend and Crew LLP

(73) Assignee: **Visa U.S.A. Inc.**, San Francisco, CA (US)

(57) **CLAIM**

(**) Term: **14 Years**

The ornamental design for a symmetrical contactless data card with off center aperture and shield, as shown and described.

(21) Appl. No.: **29/279,368**

(22) Filed: **Apr. 27, 2007**

DESCRIPTION

(51) **LOC (8) Cl.** **19-08**

(52) **U.S. Cl.** **D19/10; D14/436**

(58) **Field of Classification Search** D19/1-25,
D19/34.1-34.5, 35-42, 52; D3/207-212,
D3/215; D20/22, 24, 27, 28, 40-43; 40/1.5,
40/6, 27, 107, 119, 120, 124, 299, 358, 617,
40/634, 636, 60, 662; 281/15.1, 33, 38; 108/60,
108/61; 248/44.1, 316.5, 460; 229/74; 206/39.6;
D11/79; D8/347; D14/356, 434-438
See application file for complete search history.

FIG. 1 is a perspective view of a symmetrical contactless data card with off center aperture and shield according to a first embodiment of our new design;

FIG. 2 is a top plan view thereof;

FIG. 3 is a left side elevational view thereof;

FIG. 4 is a right side elevational view thereof;

FIG. 5 is a bottom plan view thereof;

FIG. 6 is a front elevational view thereof;

FIG. 7 is a rear elevational view thereof;

FIG. 8 is a perspective view of a second embodiment of our new design;

FIG. 9 is a top plan view thereof;

FIG. 10 is a left side elevational view thereof;

FIG. 11 is a right side elevational view thereof;

FIG. 12 is a bottom plan view thereof;

FIG. 13 is a front elevational view thereof; and,

FIG. 14 is a rear elevational view thereof.

(56) **References Cited**

U.S. PATENT DOCUMENTS

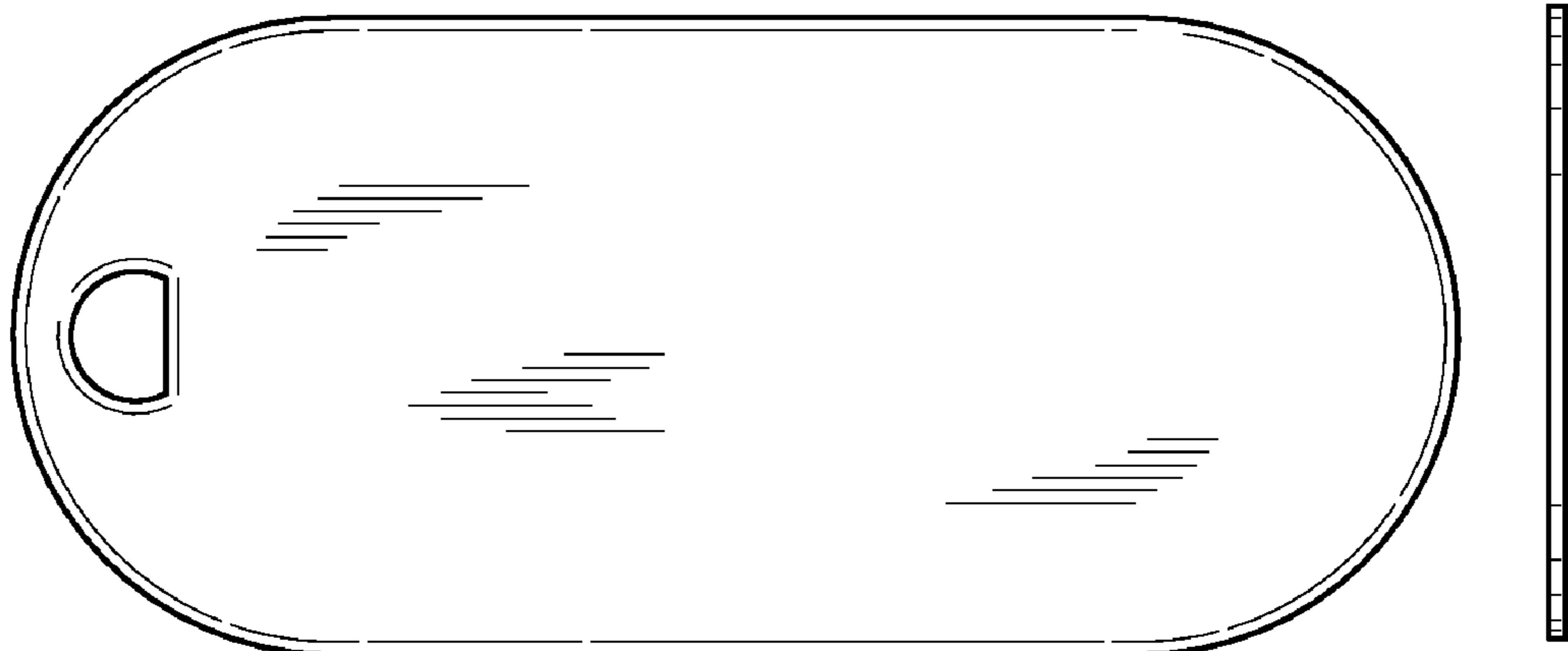
2,297,285 A * 9/1942 Bledsoe 40/634

(Continued)

OTHER PUBLICATIONS

- U.S. Appl. No. 29/263,221, Hammad.
- U.S. Appl. No. 29/263,226, Hammad.
- U.S. Appl. No. 29/263,220, Hammad.
- U.S. Appl. No. 29/269,954, Law et al.
- U.S. Appl. No. 29/269,966, Law et al.
- U.S. Appl. No. 29/269,950, Law et al.

1 Claim, 4 Drawing Sheets



US D571,856 S

Page 2

U.S. PATENT DOCUMENTS

2,397,651 A * 4/1946 Doppelt 40/662
2,540,718 A * 2/1951 Duskin 40/651
4,493,978 A * 1/1985 Starnes 219/438
4,738,817 A * 4/1988 Wittwer et al. 264/328.14
4,881,636 A * 11/1989 Oletzke 206/37.1
D322,816 S * 12/1991 Immerman D20/28
5,180,192 A * 1/1993 Herbert 283/101
5,188,424 A * 2/1993 Herron 297/195.1
D338,102 S * 8/1993 McGuire et al. D3/207
D372,286 S * 7/1996 Fortini D21/753
5,572,758 A * 11/1996 Merritt 5/653
D380,896 S * 7/1997 Grant D3/208
D398,391 S * 9/1998 Kutchko D23/366
D418,971 S * 1/2000 Scungio D3/207
D446,820 S * 8/2001 Chan D20/28
6,422,464 B1 * 7/2002 Terranova 235/384
D468,441 S * 1/2003 Pham D24/225
D487,480 S * 3/2004 Nelms et al. D19/9
D509,243 S * 9/2005 Hunter et al. D19/10
D513,120 S * 12/2005 Hunter et al. D3/249

D513,419 S * 1/2006 Morrison et al. D20/28
D532,750 S * 11/2006 Lemaire D13/139.3
D539,239 S * 3/2007 Lemaire D13/169
D543,018 S * 5/2007 Bates et al. D3/207
D543,351 S * 5/2007 Bates et al. D3/207
D544,706 S * 6/2007 Rimon D3/207
D545,361 S * 6/2007 Boland et al. D19/9
D548,956 S * 8/2007 Rimon D3/207
D554,361 S * 11/2007 Bates et al. D3/207

OTHER PUBLICATIONS

U.S. Appl. No. 29/279,367, Hammad et al.
U.S. Appl. No. 29/279,369, Hammad.
U.S. Appl. No. 29/279,370, Hammad.
U.S. Appl. No. 29/279,371, Hammad.
U.S. Appl. No. 29/277,150, Law et al.
U.S. Appl. No. 29/281,167, Hammad et al.
Color photograph of key fob design, 1 page.

* cited by examiner



FIG. 1



FIG. 3

FIG. 2

FIG. 4





FIG. 6



FIG. 5




FIG. 7



FIG. 8

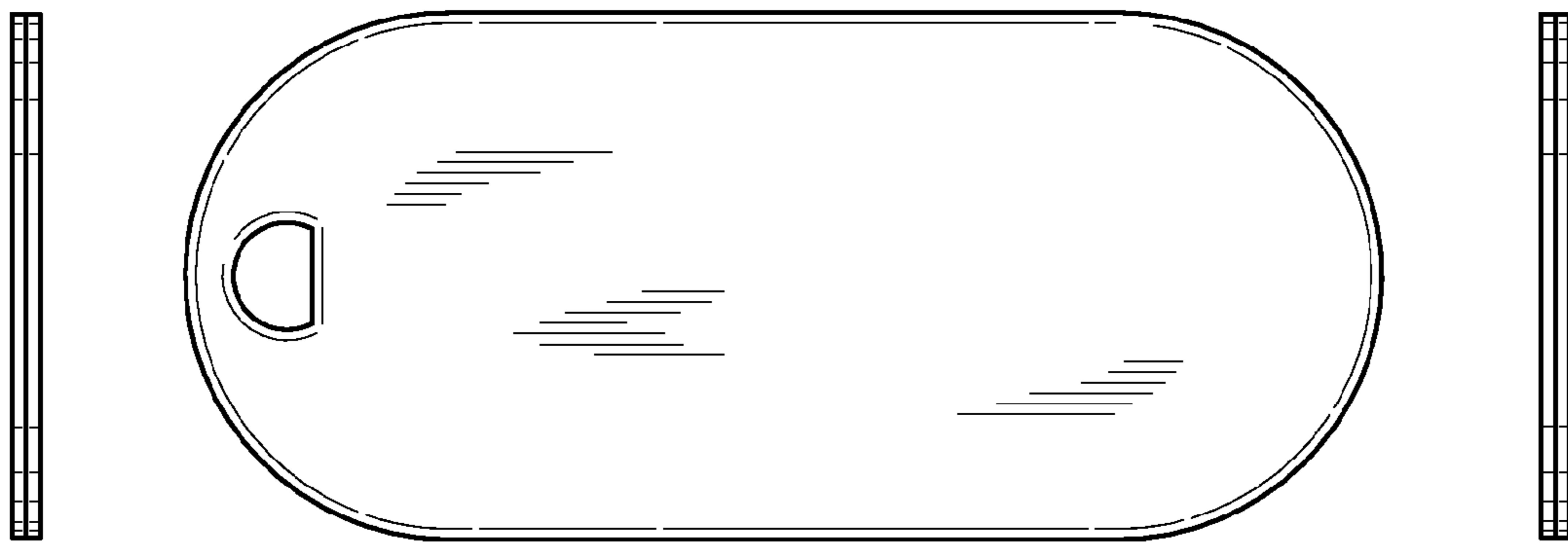


FIG. 10

FIG. 9

FIG. 11



FIG. 13



FIG. 12



FIG. 14