



US00D571848S

(12) **United States Design Patent**
Sato

(10) **Patent No.:** **US D571,848 S**
(45) **Date of Patent:** **** Jun. 24, 2008**

(54) **ELECTRONIC PIANO**
(75) Inventor: **Daizo Sato**, Hamamatsu (JP)
(73) Assignee: **Yamaha Corporation**, Hamamatsu-shi (JP)
(**) Term: **14 Years**
(21) Appl. No.: **29/290,592**
(22) Filed: **Dec. 19, 2007**
(30) **Foreign Application Priority Data**
Jul. 25, 2007 (JP) 2007-020141
(51) **LOC (8) Cl.** **17-01**
(52) **U.S. Cl.** **D17/1**
(58) **Field of Classification Search** D17/1,
D17/2, 7; 84/13, 423 R, 424, 172, 174, 719,
84/720, 744, 745
See application file for complete search history.

(56) **References Cited**
U.S. PATENT DOCUMENTS
D526,676 S * 8/2006 Utsunomiya et al. D17/1
D532,815 S * 11/2006 Utsunomiya et al. D17/1
D546,374 S * 7/2007 Saito D17/1
D546,375 S * 7/2007 Saito D17/9
D555,710 S * 11/2007 Suzuki D17/1
2004/0112199 A1* 6/2004 Ishihara et al. 84/423 R

2007/0012162 A1* 1/2007 Saito 84/478

FOREIGN PATENT DOCUMENTS

EP 1005014 A2 * 5/2000

OTHER PUBLICATIONS

U.S. Appl. No. 29/290,591, filed Dec. 19, 2007, Daizo Sato.
U.S. Appl. No. 29/290,590, filed Dec. 19, 2007, Daizo Sato.

* cited by examiner

Primary Examiner—Ian Simmons
Assistant Examiner—Rashida Johnson
(74) *Attorney, Agent, or Firm*—Sughrue Mion, PLLC

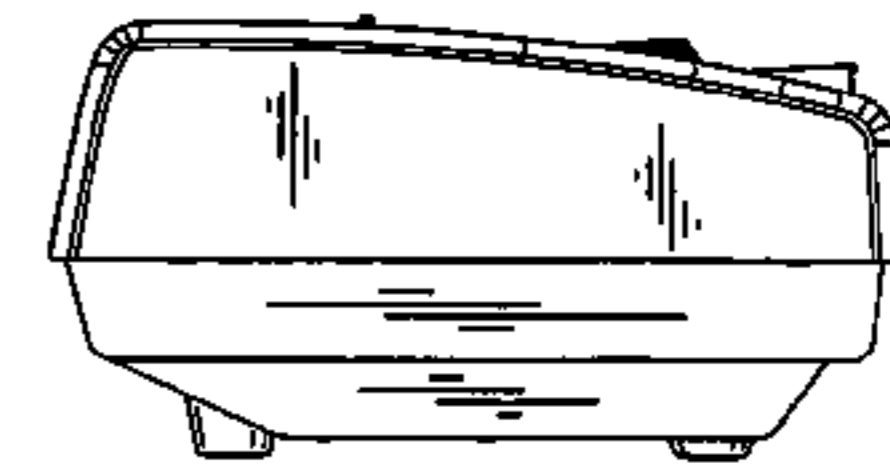
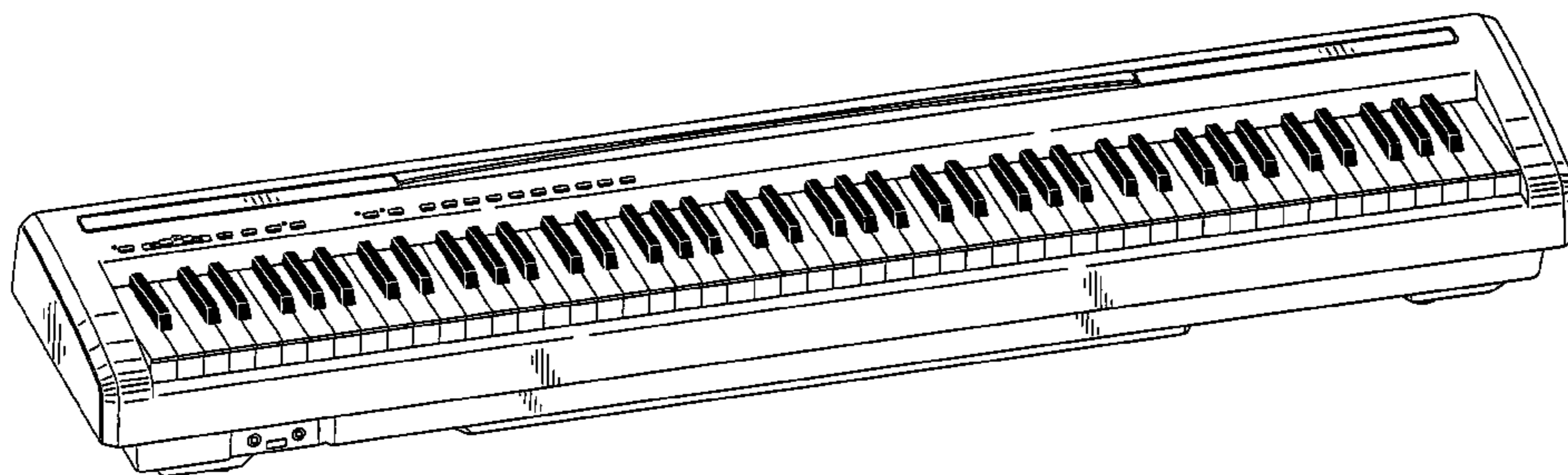
(57) **CLAIM**

The ornamental design for an electronic piano, as shown.

DESCRIPTION

FIG. 1 is a perspective view of the top, front and left side of an electronic piano showing my new design;
FIG. 2 is a top plan view thereof;
FIG. 3 is a front elevational view thereof;
FIG. 4 is a left side elevational view thereof;
FIG. 5 is a right side elevational view thereof;
FIG. 6 is a rear elevational view thereof; and,
FIG. 7 is a bottom plan view thereof.

1 Claim, 4 Drawing Sheets



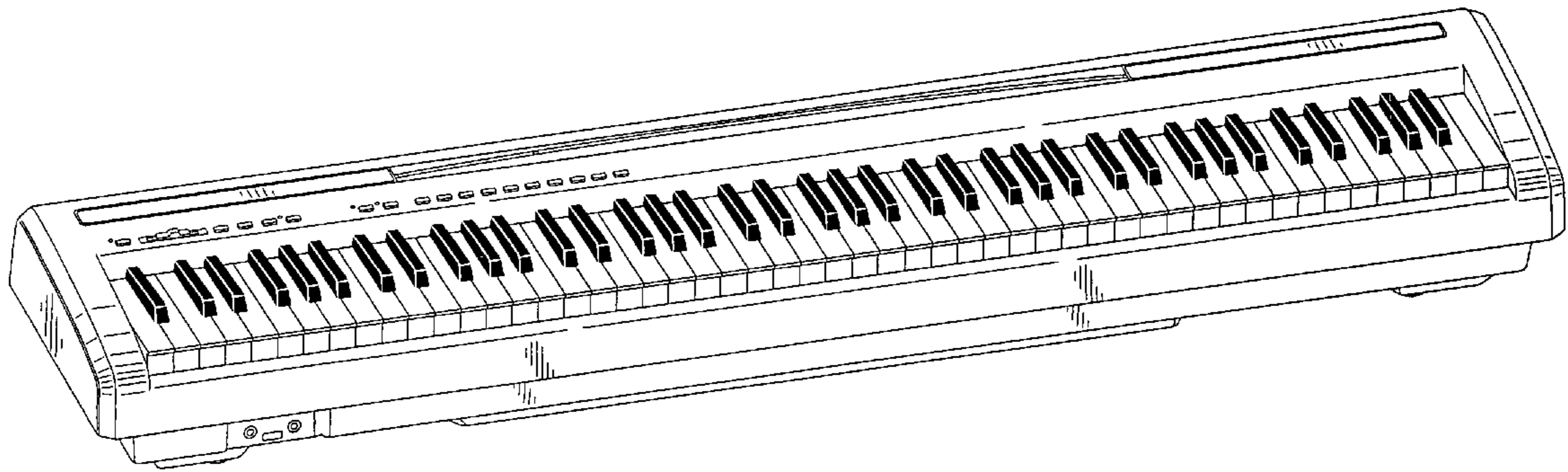


FIG. 1




FIG. 2

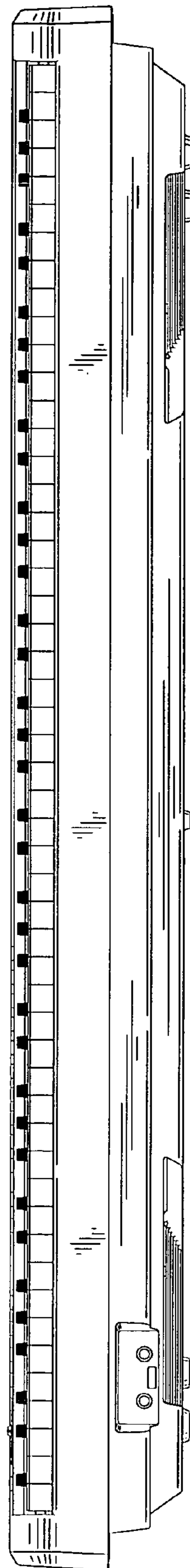


FIG. 3




FIG. 4

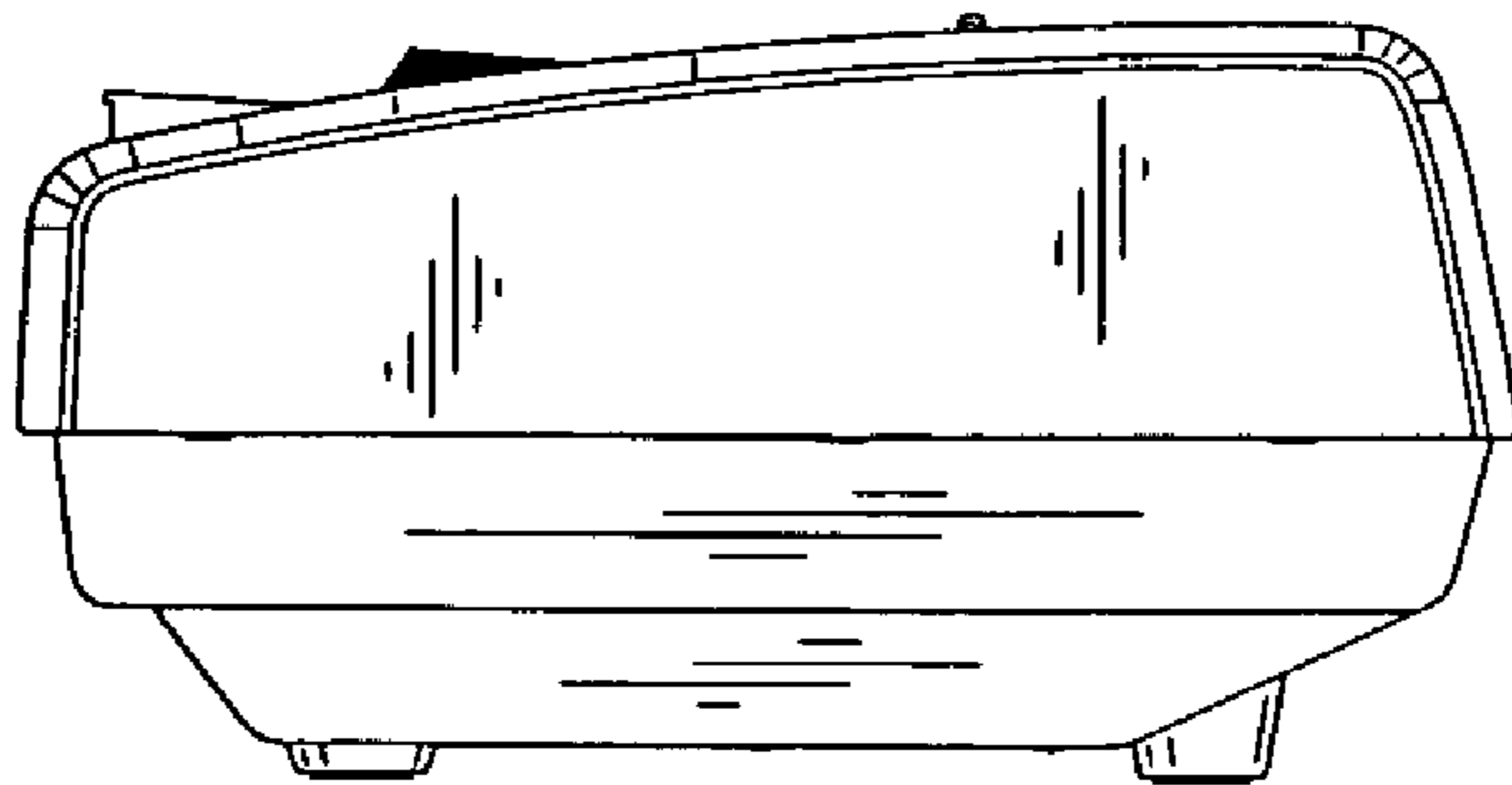


FIG. 5




FIG. 6

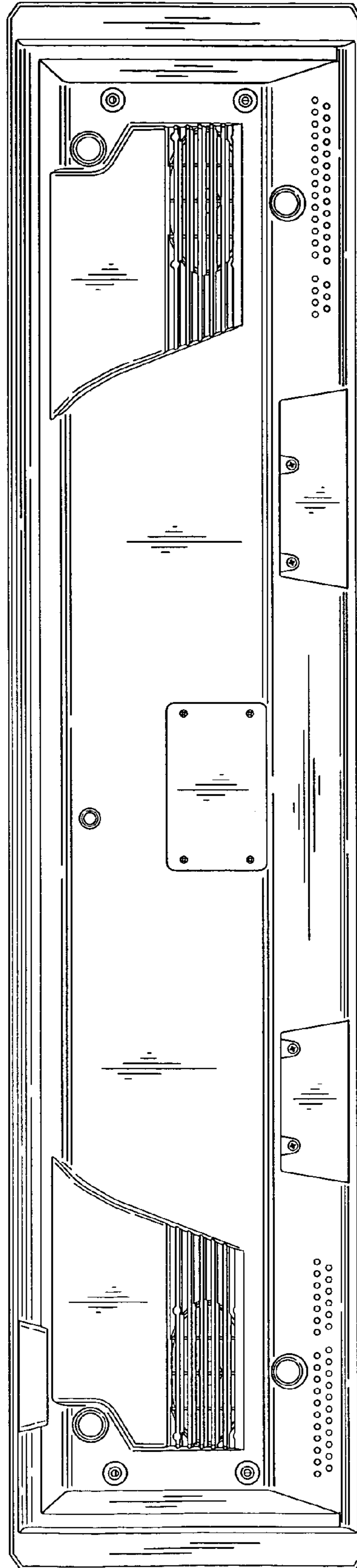


FIG. 7