



US00D571824S

(12) **United States Design Patent**
Ledbetter et al.

(10) **Patent No.:** **US D571,824 S**
(45) **Date of Patent:** **** Jun. 24, 2008**

(54) **MEDIA PLAYER**

(75) Inventors: **Carl J. Ledbetter**, Mercer Island, WA (US); **Catherine Kim**, Seattle, WA (US); **Steven T. Kaneko**, Medina, WA (US); **Anton Andrews**, Seattle, WA (US); **Donald R. Coyner**, Sammamish, WA (US)

(73) Assignee: **Microsoft Corporation**, Redmond, WA (US)

(**) Term: **14 Years**

(21) Appl. No.: **29/280,353**

(22) Filed: **May 24, 2007**

(51) **LOC (8) Cl.** **14-03**

(52) **U.S. Cl.** **D14/496**

(58) **Field of Classification Search** D14/496,
D14/401, 435, 474, 483, 217, 137, 138, 160,
D14/168; 345/156, 169, 173-179, 905; 715/727-729,
715/864; 455/11.1, 7, 73, 344-347, 93, 95;
370/342-344; 369/1, 2, 6, 12; 463/43-47;
273/148 B

See application file for complete search history.

(56) **References Cited**

U.S. PATENT DOCUMENTS

6,122,526	A *	9/2000	Parulski et al.	455/556.1
D489,052	S *	4/2004	Shiraki et al.	D14/156
6,977,675	B2 *	12/2005	Kotzin	348/208.2
D521,023	S *	5/2006	Kim et al.	D14/496
7,046,230	B2 *	5/2006	Zadesky et al.	345/156
D547,330	S *	7/2007	Lee et al.	D14/496
D547,331	S *	7/2007	Jung et al.	D14/496
7,258,449	B2 *	8/2007	Chong et al.	353/85
D553,640	S *	10/2007	Kimura et al.	D14/496
D555,169	S *	11/2007	Shimizu et al.	D14/496

FOREIGN PATENT DOCUMENTS

JP D1250015 7/2005

OTHER PUBLICATIONS

Apple Corporation, iPod images, 1 color sheet, dated 2006 (or as listed by model).

Color images of Microsoft Zune product, 3 sheets, dated 2006.

U.S. Appl. No. 29/247,964, filed Jul. 21, 2006.

U.S. Appl. No. 29/247,965, filed Jul. 21, 2006.

U.S. Appl. No. 29/247,966, filed Jul. 21, 2006.

U.S. Appl. No. 29/247,967, filed Jul. 21, 2006.

U.S. Appl. No. 29/247,968, filed Jul. 21, 2006.

* cited by examiner

Primary Examiner—Prabhakar Deshmukh

(74) *Attorney, Agent, or Firm*—Banner & Witcoff, Ltd.

(57) **CLAIM**

The ornamental design for a media player, as shown and described.

DESCRIPTION

FIG. 1 is a front isometric view of a media player showing our new design;

FIG. 2 is a front elevational view thereof;

FIG. 3 is a left side elevational view thereof;

FIG. 4 is a right side elevational view thereof;

FIG. 5 is a top plan view thereof;


FIG. 6 is a bottom plan view thereof; and,

FIG. 7 is a rear elevational view thereof.

The broken line showing of the spaced border line around the display, the two buttons, and the remainder of the media player is for illustrative purposes only and forms no part of the claimed design.

The broken lines, which define the bounds of the claimed design, form no part thereof.

1 Claim, 5 Drawing Sheets






FIG. 1

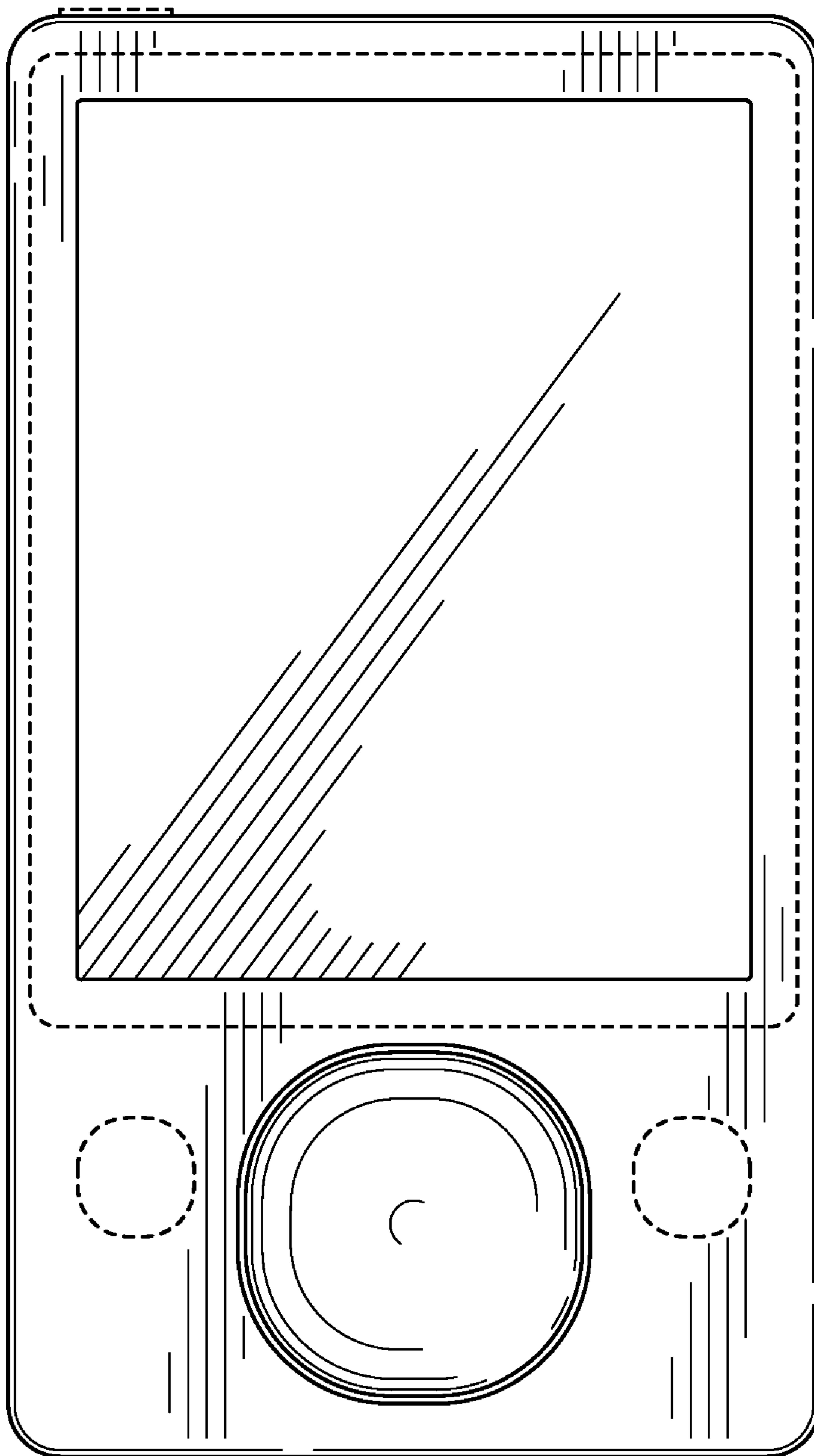


FIG. 2

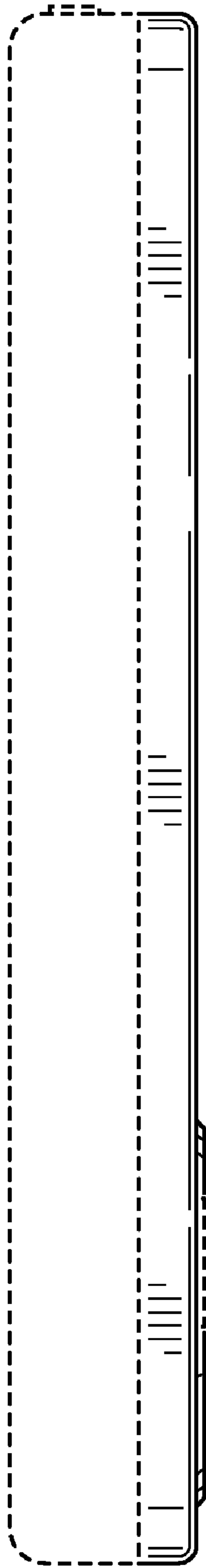


FIG. 3

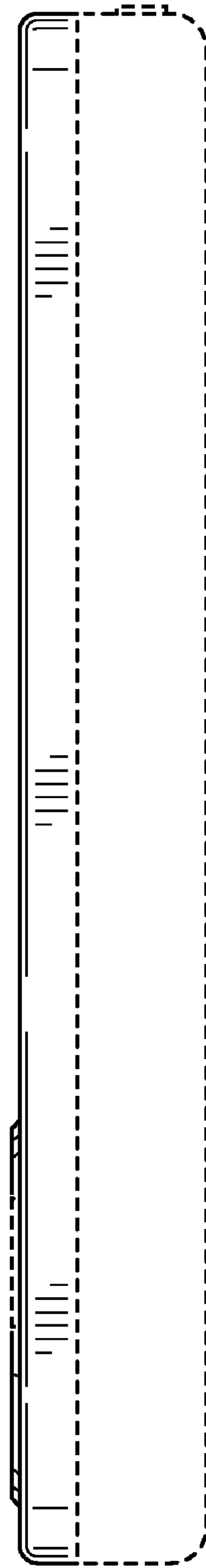


FIG. 4

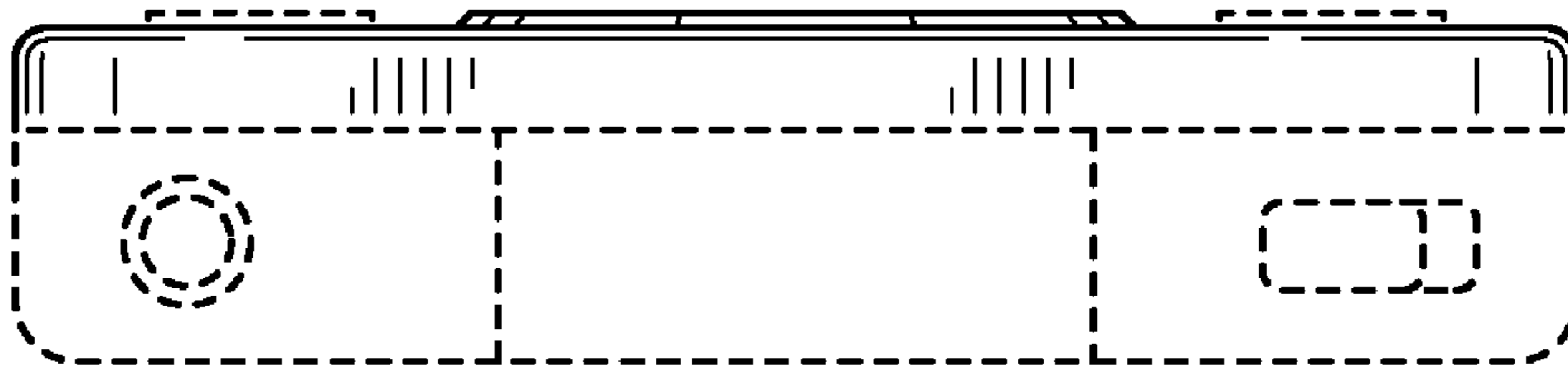


FIG. 5




FIG. 6




FIG. 7