



US00D571817S

(12) **United States Design Patent**
Park et al.

(10) **Patent No.:** **US D571,817 S**
(45) **Date of Patent:** **** Jun. 24, 2008**

(54) **COMPUTER MONITOR HAVING
INDICATING IMAGE DESIGN DISPLAYED
THEREON**

7,178,111 B2 * 2/2007 Glein et al. 715/848
2002/0052916 A1 * 5/2002 Kloba et al. 709/203

(75) Inventors: **Yi-Sak Park**, Seoul (KR); **Sun-Ki
Hong**, Seoul (KR)

(73) Assignee: **Samsung Electronics Co., Ltd.**,
Kyunggi-Do (KR)

(**) Term: **14 Years**

(21) Appl. No.: **29/236,446**

(22) Filed: **Aug. 16, 2005**

(51) **LOC (8) Cl.** **14-04**

(52) **U.S. Cl.** **D14/485**

(58) **Field of Classification Search** D14/485-495;
715/505, 509, 700, 703, 712, 715, 718, 719,
715/726, 730, 732, 739, 748, 757, 759, 762,
715/763, 768, 776, 779, 781, 808, 809, 810,
715/811, 812, 813, 814, 815, 816, 817, 818,
715/819, 820, 821, 822, 823, 824, 825, 826,
715/828, 829, 835, 836, 837, 838, 839, 840,
715/841, 842, 843, 844, 845, 846, 847, 848,
715/849, 850, 861, 864, 866, 867, 908, 961;
715/962, 963, 970.1, 976, 977; 345/420,
345/426, 427, 628, 646, 902, 949, 953, 955
See application file for complete search history.

(56) **References Cited**

U.S. PATENT DOCUMENTS

D388,073 S * 12/1997 Yamamoto et al. D14/492
D389,135 S * 1/1998 Yamamoto et al. D14/493
5,752,059 A * 5/1998 Holleran et al. 709/245
D445,426 S * 7/2001 Wang et al. D14/486
6,618,057 B1 * 9/2003 Kim 715/719
D482,042 S * 11/2003 Peters D14/492
6,690,391 B1 * 2/2004 Proehl et al. 715/720
D519,518 S * 4/2006 Gibson D14/486
D528,560 S * 9/2006 Hernandez et al. D14/492
7,130,846 B2 * 10/2006 Danker et al. 707/3
7,162,275 B2 * 1/2007 Lee 455/566

OTHER PUBLICATIONS

U.S. Appl. No. 29/228,103, Applicant: Jee-Yeun Wang, et al. filed
Apr. 20, 2005 entitled Portable Telephone Having Indicating Image
Design Displayed Thereon.

(Continued)

Primary Examiner—Cathron Brooks

Assistant Examiner—Angela J Lee

(74) *Attorney, Agent, or Firm*—Flynn, Thiel, Boutell & Tanis,
P.C.

(57) **CLAIM**

The ornamental design for a computer monitor having indi-
cating image design displayed thereon, as shown and
described.

DESCRIPTION

The file of this patent contains at least one drawing executed
in color. Copies of this patent with color drawings will be
provided by the Office upon request and payment of the
necessary fee.

FIG. 1 is a top front perspective view of a computer monitor
having indicating image design displayed thereon showing
our new design.

FIG. 2 is a front elevational view thereof.

FIG. 3 is a rear elevational view thereof.

FIG. 4 is a left side elevational view thereof.


FIG. 5 is a right side elevational view thereof.

FIG. 6 is a top plan view thereof; and,

FIG. 7 is a bottom plan view thereof.

The broken line showing of a computer monitor is included
for the purpose of illustrating environmental structure and
forms no part of the claimed design.

1 Claim, 5 Drawing Sheets
(2 of 5 Drawing Sheet(s) Filed in Color)



OTHER PUBLICATIONS

U.S. Appl. No. 29/228,104, Applicant: Bong-Hee Kim, et al. filed Apr. 20, 2005 entitled Portable Telephone Having Indicating Image Design Displayed Thereon.

U.S. Appl. No. 29/228,149, Applicant: Ae-Jung Seo, et al. filed Apr. 20, 2005 entitled Portable Telephone Having Indicating Image Design Displayed Thereon.

U.S. Appl. No. 29/228,150, Applicant: Sun-Young Kim, et al. filed Apr. 20, 2005 entitled Monitor Having Home Network Indicating Image Design Displayed Thereon.

U.S. Appl. No. 29/236,447, Applicant: So-Young Shin, et al. filed Aug. 16, 2005 entitled Computer Monitor Having Indicating Image Design Displayed Thereon.

U.S. Appl. No. 29/236,448, Applicant: Yi-Sak Park, et al. filed Aug. 16, 2005 entitled Telephone Having Indicating Image Design Displayed Thereon.

U.S. Appl. No. 29/236,449, Applicant: So-Young Shin, et al. filed Aug. 16, 2005 entitled Portable Telephone Having Indicating Image Design Thereon.

* cited by examiner




FIG. 1

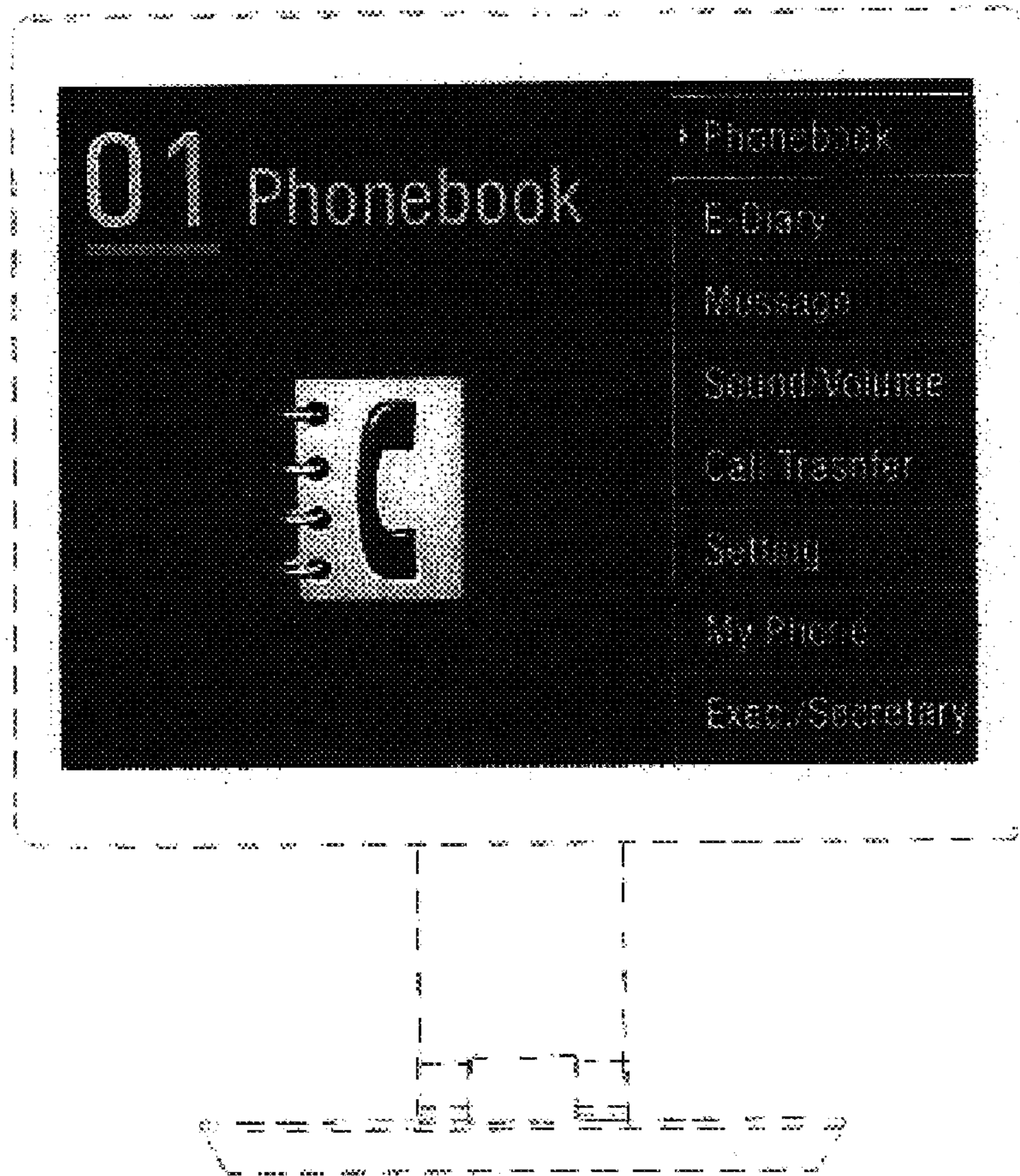


FIG. 2

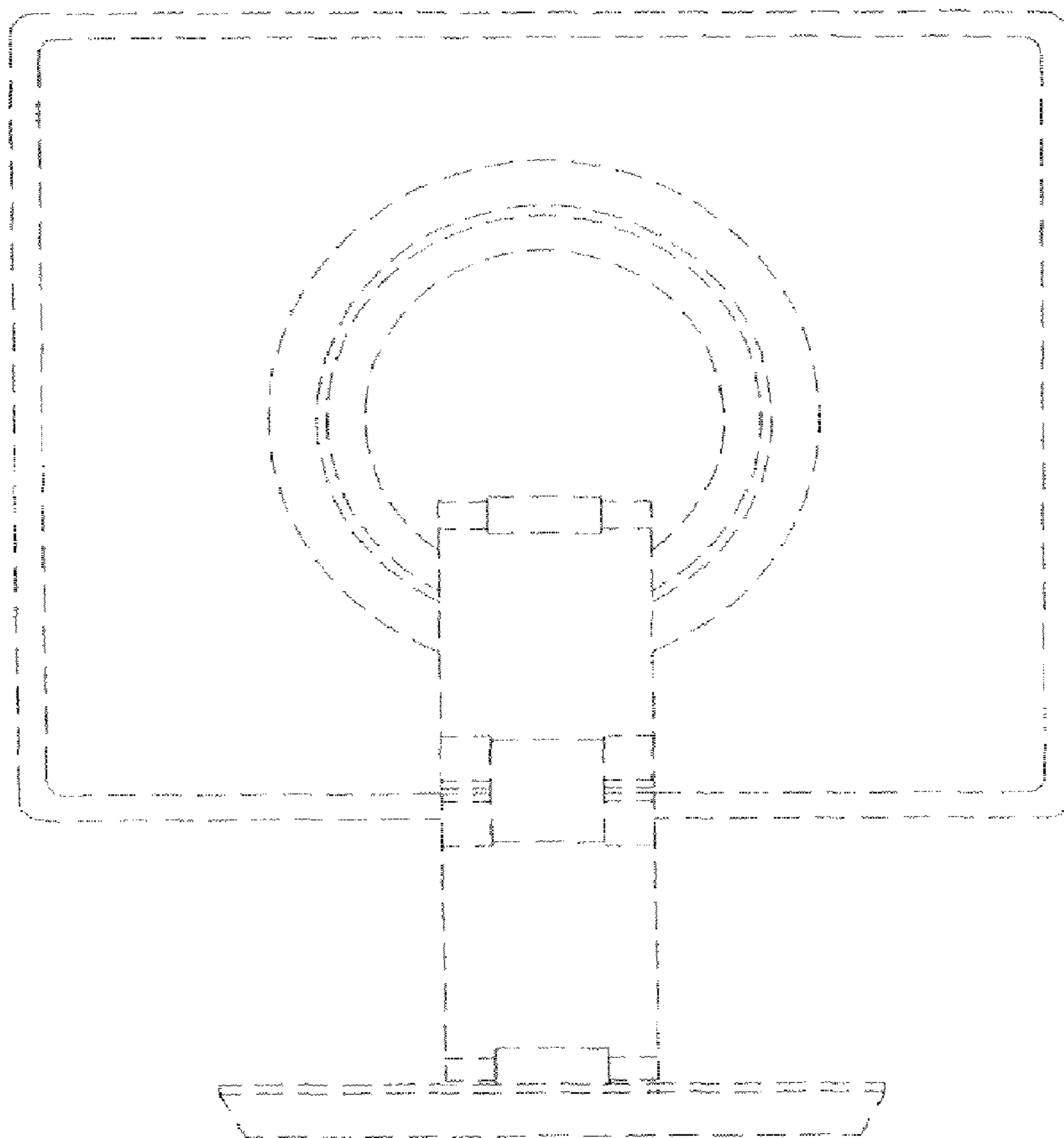


FIG. 3

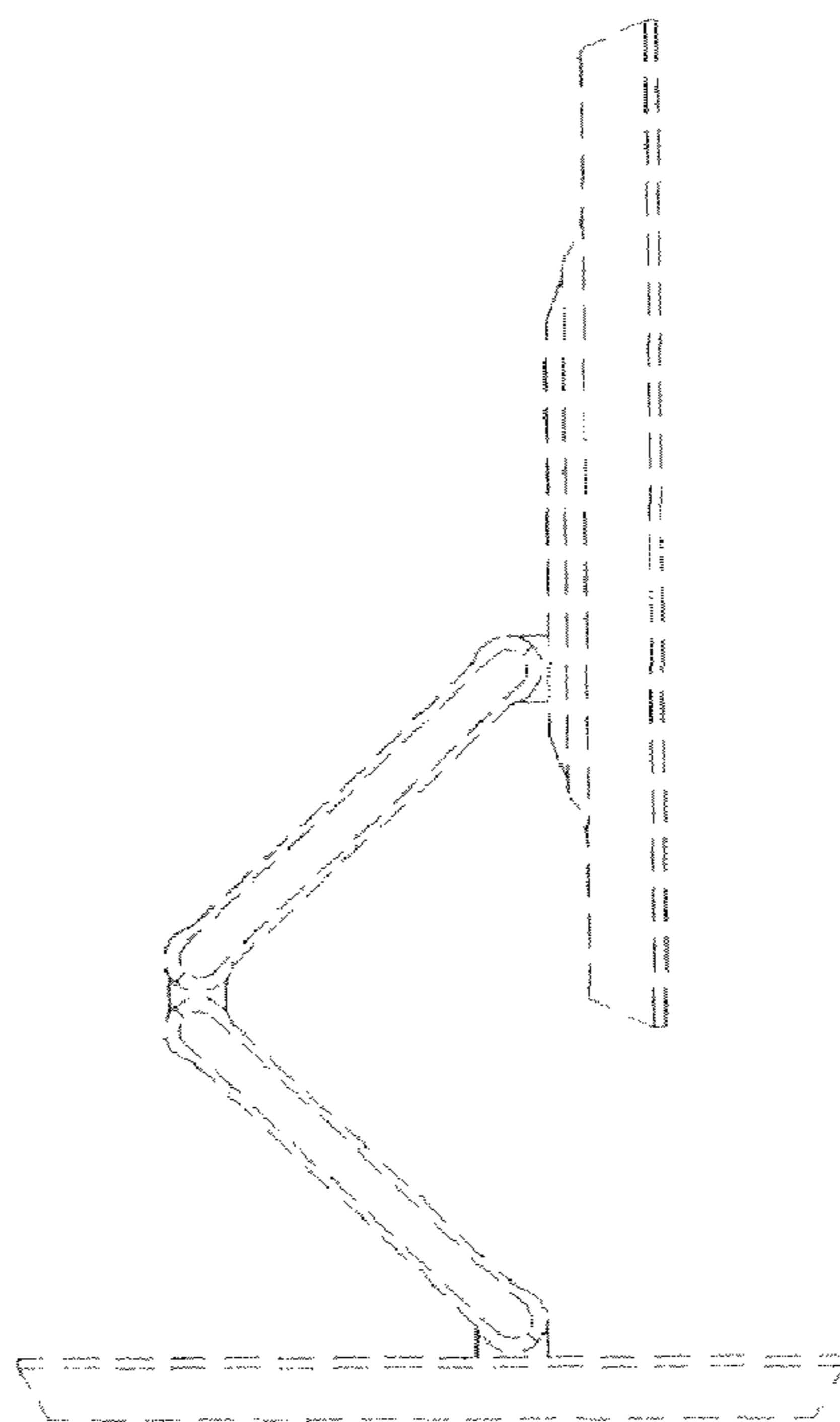


FIG. 4

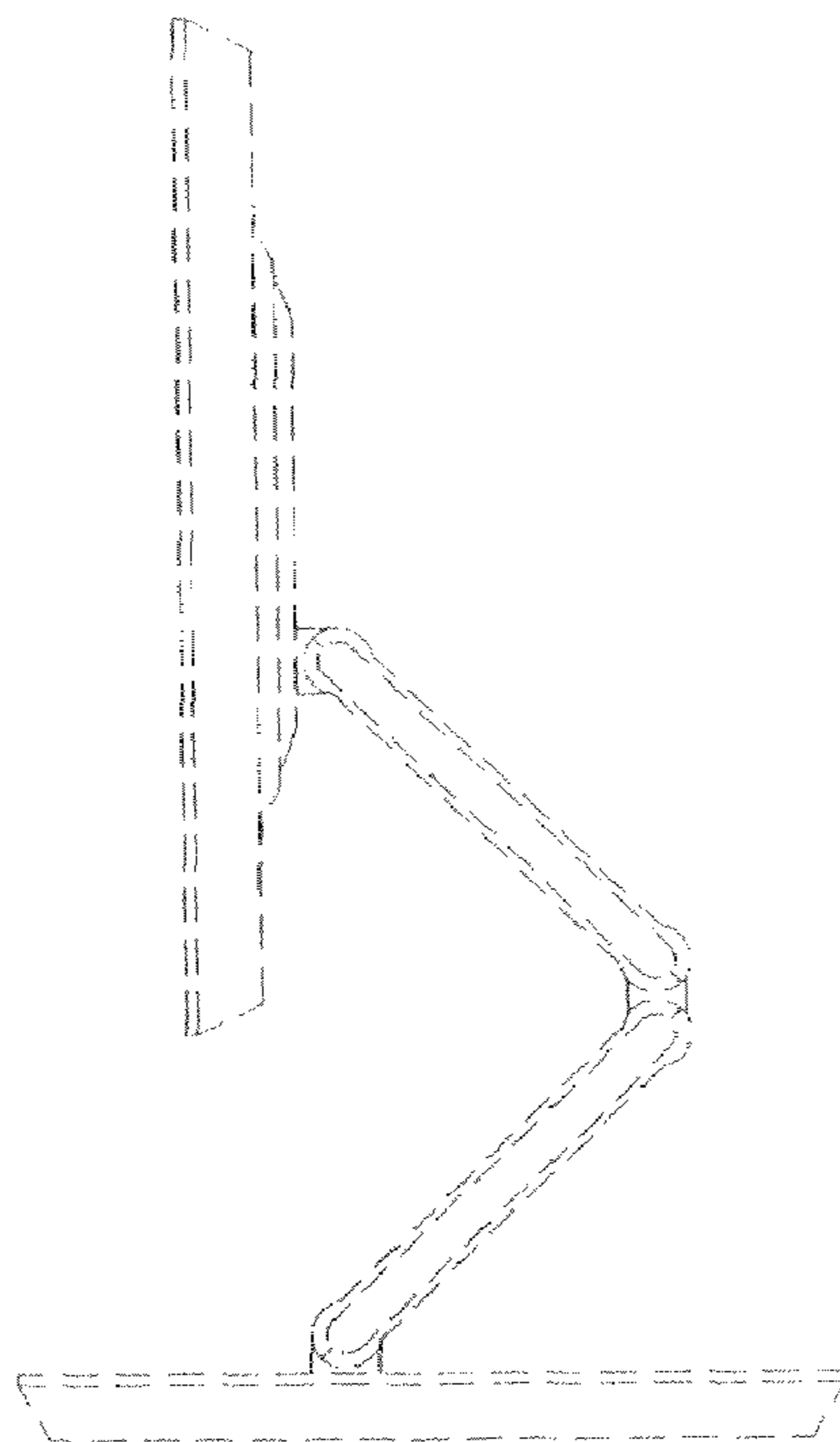


FIG. 5

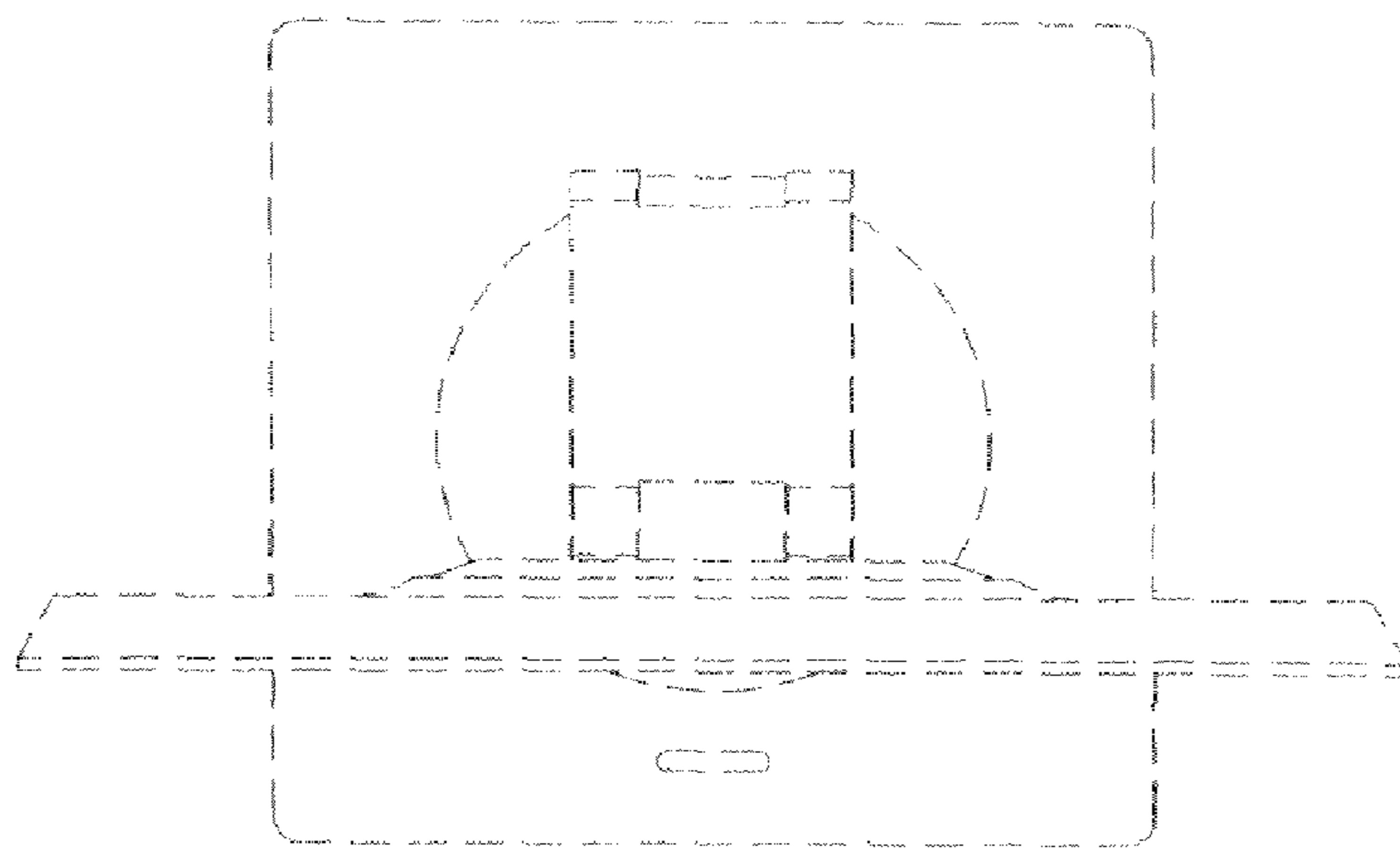


FIG. 6




FIG. 7