



US00D571790S

(12) **United States Design Patent**  
**Yoshitake et al.**

(10) **Patent No.:** **US D571,790 S**  
(45) **Date of Patent:** **\*\* Jun. 24, 2008**

(54) **REMOTE CONTROLLER**

(75) Inventors: **Moriyasu Yoshitake**, Daito (JP);  
**Shigeyuki Takao**, Osaka (JP)

(73) Assignee: **Funai Electric Co., Ltd.**, Osaka (JP)

(\*\*) Term: **14 Years**

(21) Appl. No.: **29/214,269**

(22) Filed: **Oct. 1, 2004**

(30) **Foreign Application Priority Data**

Apr. 1, 2004 (JP) ..... 2004-010158

(51) **LOC (8) Cl.** ..... **14-03**

(52) **U.S. Cl.** ..... **D14/218**

(58) **Field of Classification Search** ..... D14/218,  
D14/455; D13/168; D21/566; D10/104,  
D10/106; 345/169; 348/14.05, 114, 211.99,  
348/734; 340/825.24; 341/22; 455/92, 95,  
455/128, 151.1-151.4, 352, 355, FOR. 121;  
700/65

See application file for complete search history.

(56) **References Cited**

**U.S. PATENT DOCUMENTS**

D346,152 S \* 4/1994 Zaugg ..... D13/168  
D382,307 S \* 8/1997 Sharpe et al. .... D21/405  
D395,887 S \* 7/1998 Tonino ..... D14/218

D411,169 S \* 6/1999 West ..... D13/139.8  
D416,909 S \* 11/1999 Renk ..... D14/218  
D448,358 S \* 9/2001 Tickle et al. .... D14/218  
D476,975 S \* 7/2003 Rodriquez, Sr. .... D14/218  
D500,029 S \* 12/2004 Morisada ..... D14/218  
D508,482 S \* 8/2005 Pardo ..... D14/218

\* cited by examiner

*Primary Examiner*—Robert M. Spear

*Assistant Examiner*—John Windmuller

(74) *Attorney, Agent, or Firm*—Sughrue Mion, PLLC

(57) **CLAIM**

The ornamental design for a remote controller, as shown and described.

**DESCRIPTION**

FIG. 1 is a perspective view of top, front and right side of a remote controller showing our new design;

FIG. 2 is a top plan view thereof;

FIG. 3 is a bottom plan thereof;

FIG. 4 is a front elevational view thereof;

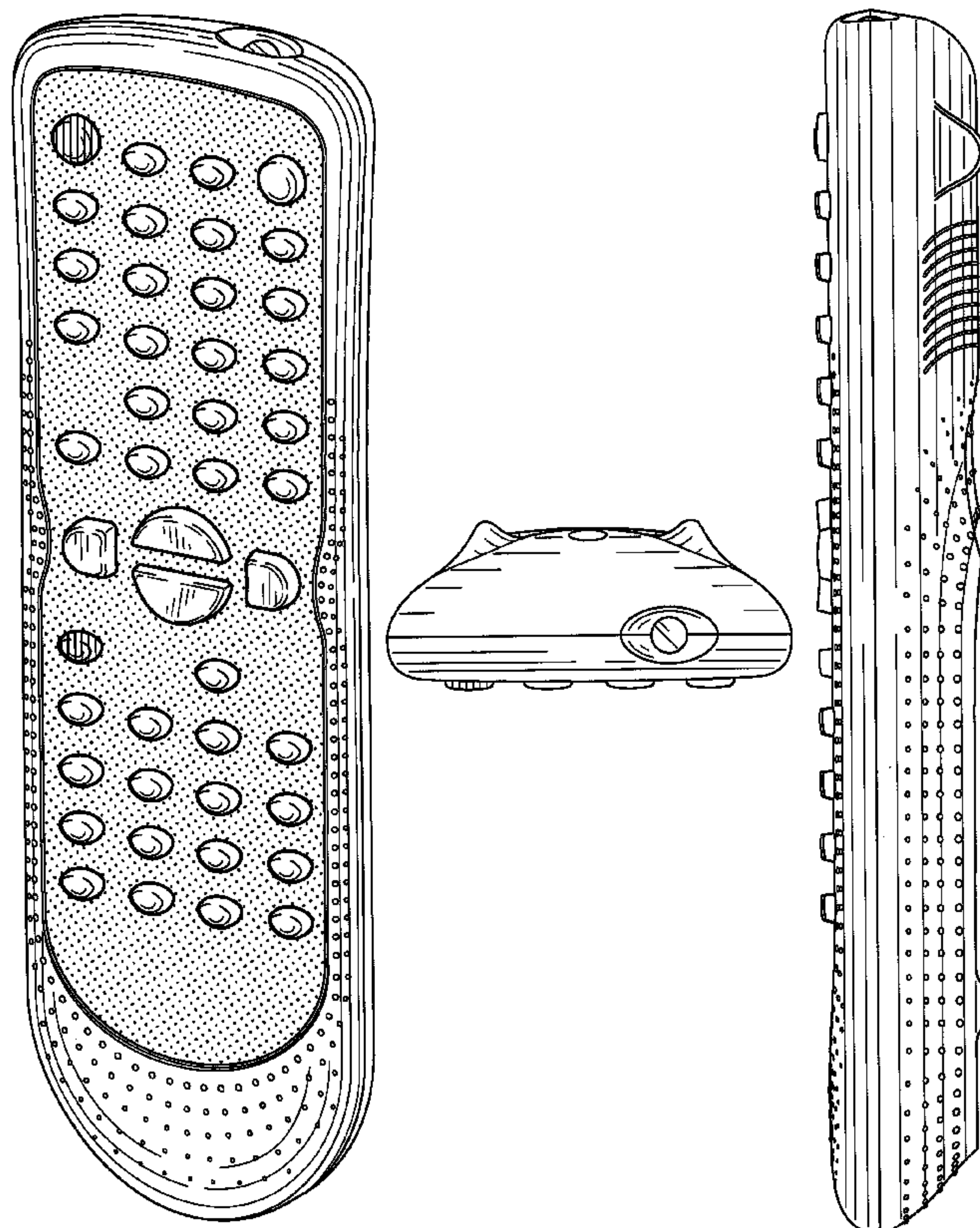
FIG. 5 is a rear elevational view thereof;

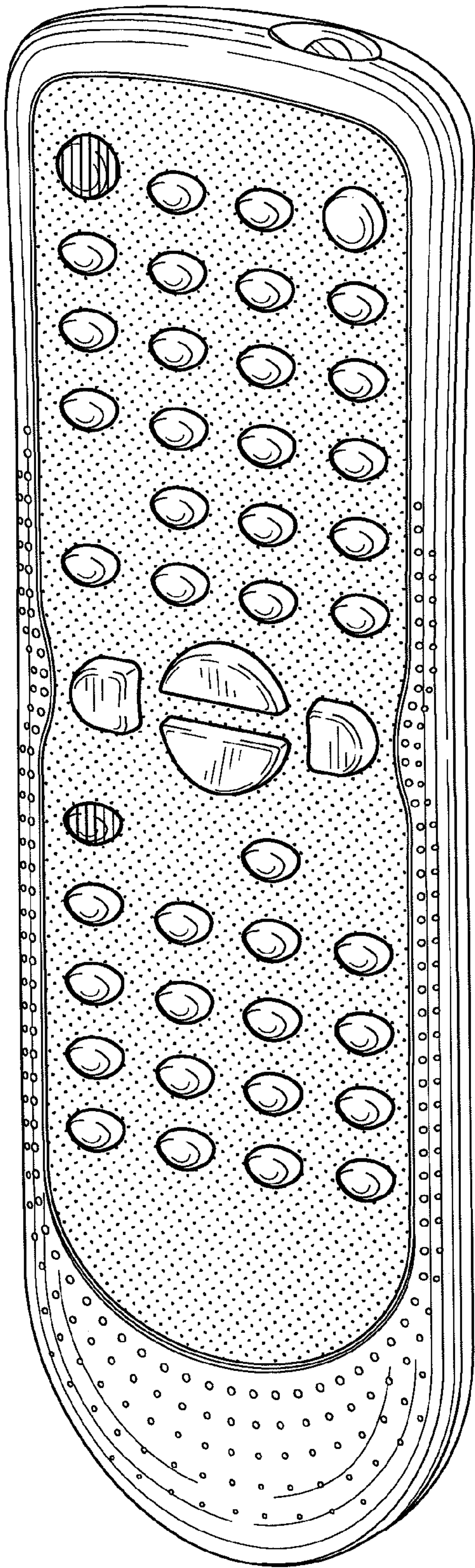
FIG. 6 is a left side elevational view thereof; and,

FIG. 7 is a right side elevational view thereof.

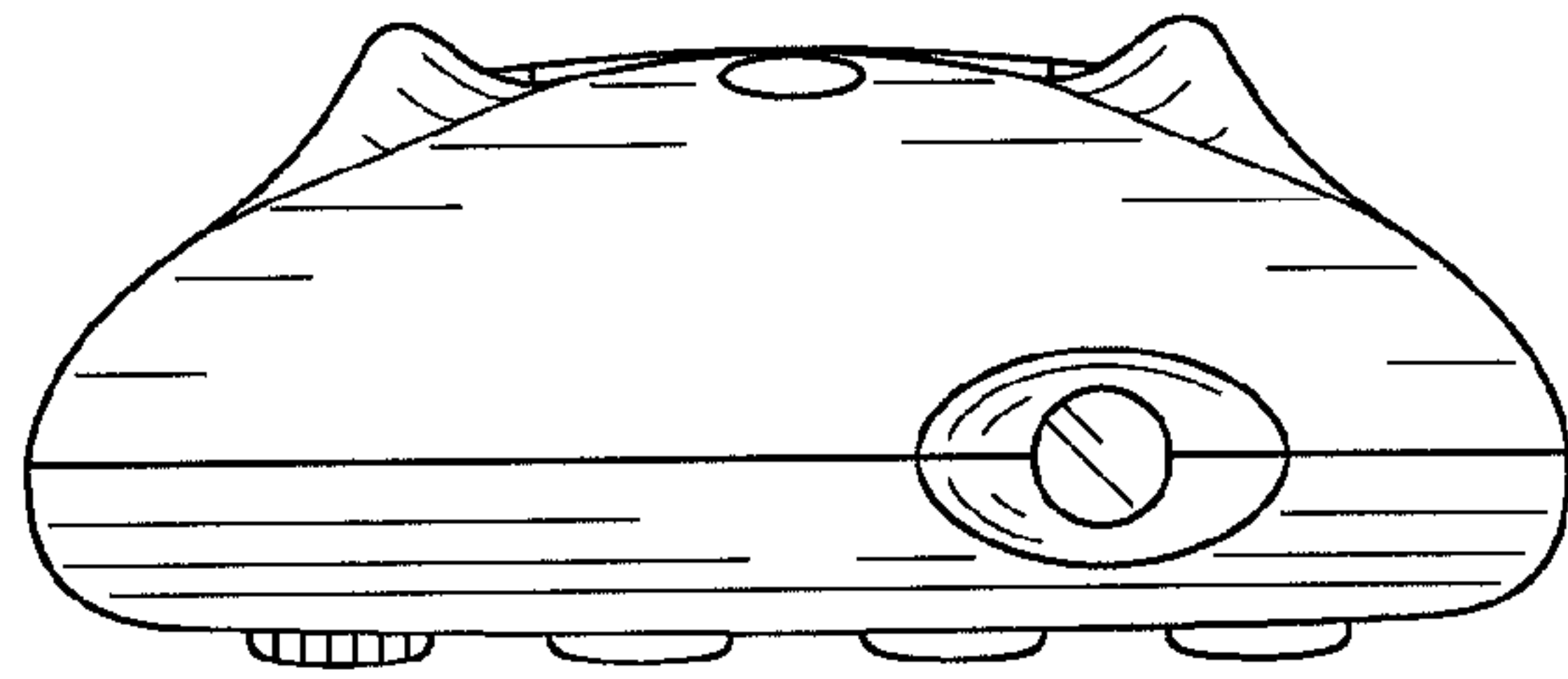
The drawing is lined for the color red.

**1 Claim, 3 Drawing Sheets**






**FIG. 1**



**FIG. 2**



**FIG. 3**



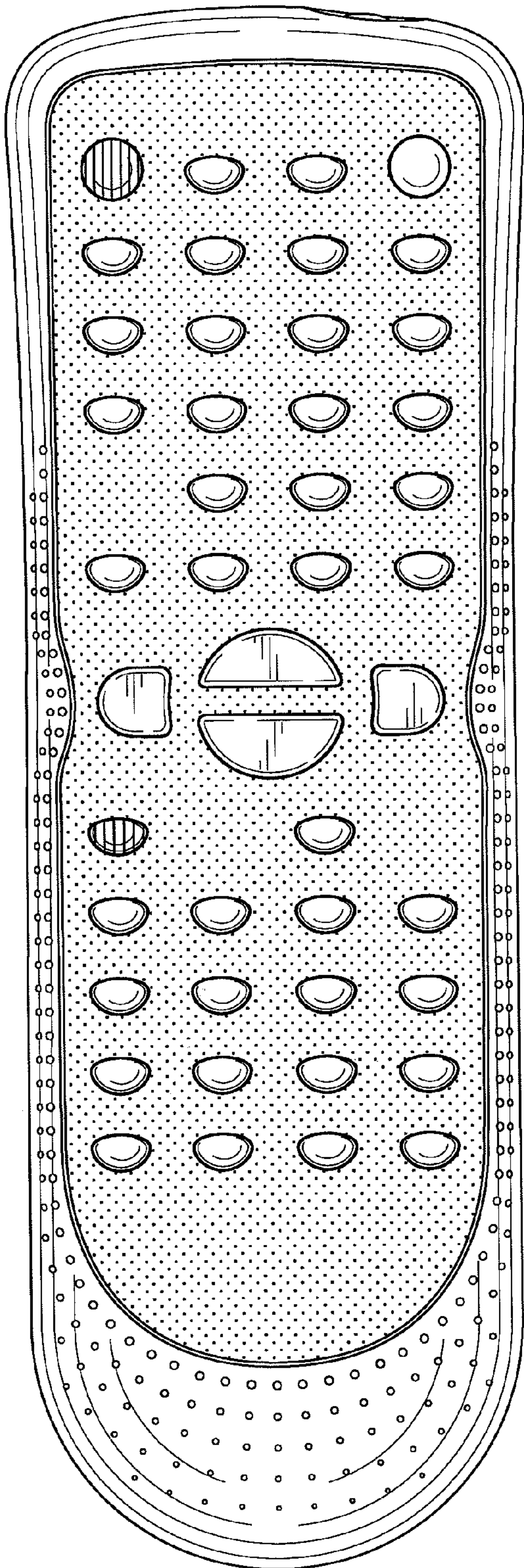


FIG. 4

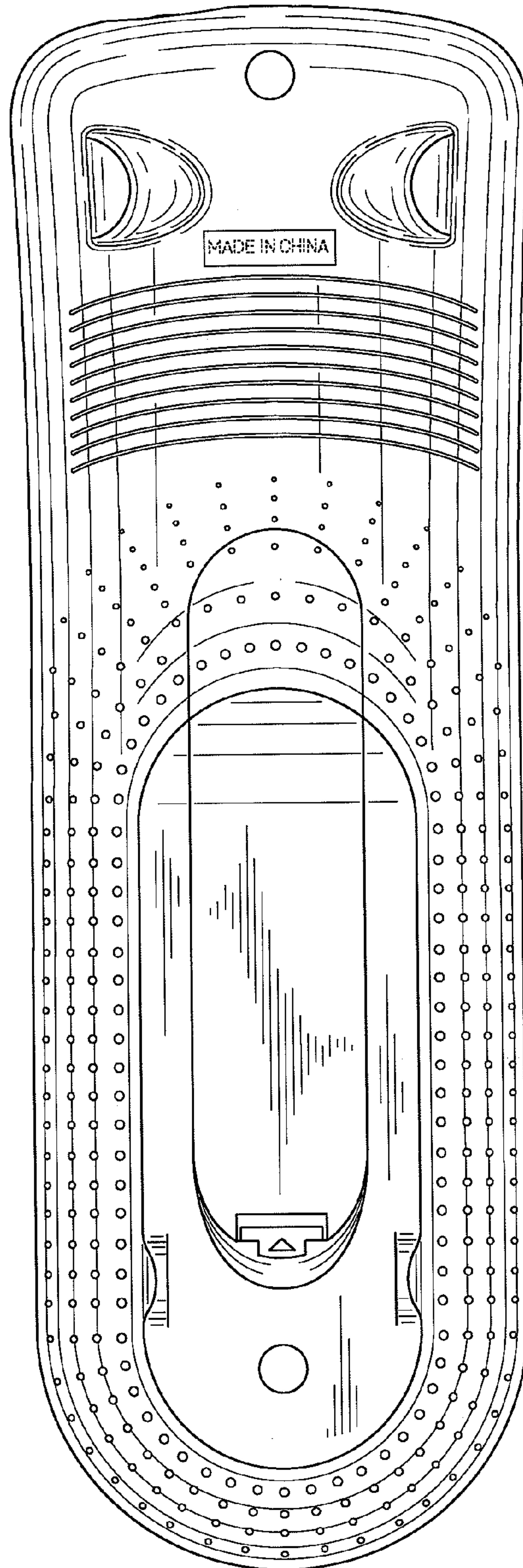
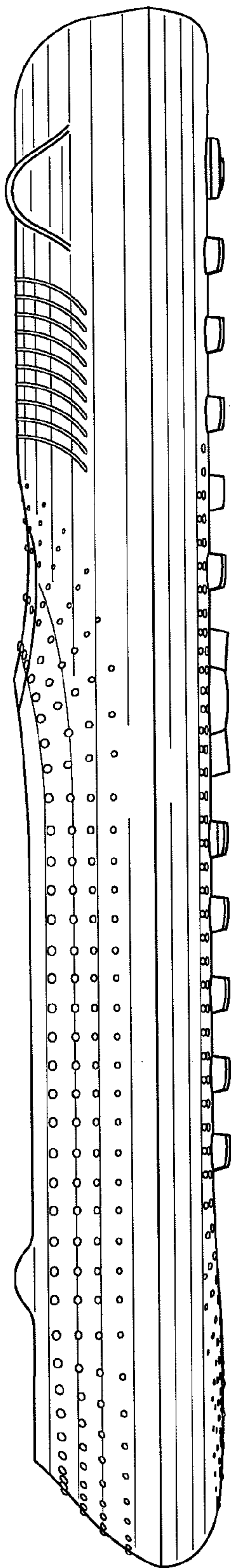
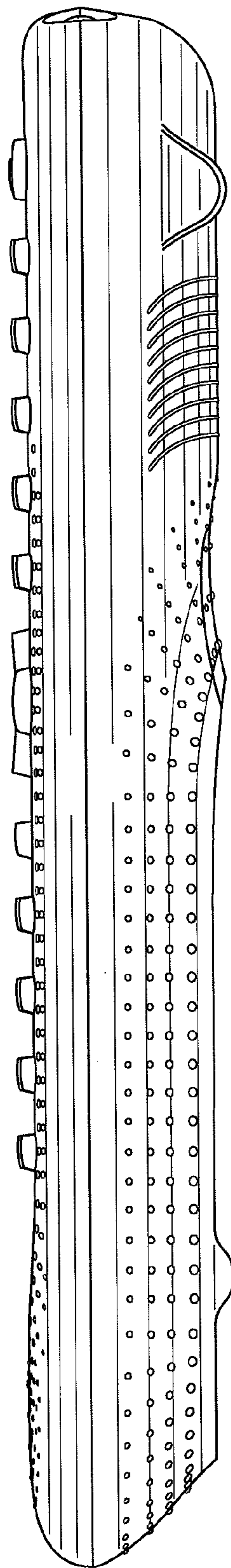


FIG. 5



**FIG. 6**



**FIG. 7**