



US00D571778S

(12) **United States Design Patent**
Aoki

(10) **Patent No.:** **US D571,778 S**
(45) **Date of Patent:** **** Jun. 24, 2008**

(54) **VOICE RECORDING/REPRODUCING
DEVICE**

(75) Inventor: **Ryosaku Aoki**, Kunitachi (JP)

(73) Assignee: **Olympus Imaging Corp.**, Tokyo (JP)

(**) Term: **14 Years**

(21) Appl. No.: **29/289,735**

(22) Filed: **Jul. 30, 2007**

(30) **Foreign Application Priority Data**

Jun. 28, 2007 (JP) 2007-017335

(51) **LOC (8) Cl.** **14-01**

(52) **U.S. Cl.** **D14/167**

(58) **Field of Classification Search** D14/167,
D14/154, 168, 188, 496, 156, 160, 161, 162,
D14/163, 164, 165, 192; D16/208; D26/38;
455/351, 350

See application file for complete search history.

(56) **References Cited**

U.S. PATENT DOCUMENTS

D250,473 S *	12/1978	Kadota	D14/165
D278,899 S *	5/1985	Takata	D14/165
D310,079 S *	8/1990	Mitsuse	D14/165
D385,274 S *	10/1997	Shimobayashi	D14/154
D419,464 S *	1/2000	Chang	D10/78
D427,176 S *	6/2000	Obata	D14/167
D430,134 S *	8/2000	Obata et al.	D14/165
D438,857 S *	3/2001	Ishii	D14/161

D450,309 S *	11/2001	Ishii et al.	D14/167
D473,535 S *	4/2003	Ishii	D14/167
D484,482 S *	12/2003	Tanio	D14/167
6,769,603 B2 *	8/2004	Nagai et al.	235/375
D507,557 S *	7/2005	Meguro	D14/167
D533,862 S	12/2006	Jinde	D14/167
D558,183 S	12/2007	Aoki	D14/167
D560,687 S	1/2008	Kim et al.	D14/496
2005/0224332 A1	10/2005	Yamaguchi	200/547

* cited by examiner

Primary Examiner—Cathron Brooks

Assistant Examiner—Austin Murphy

(74) *Attorney, Agent, or Firm*—Straub and Pokotylo; John C. Pokotylo

(57) **CLAIM**

The ornamental design for a voice recording/reproducing device, as shown and described.

DESCRIPTION

FIG. 1 is a front, top and right side perspective view of a voice recording/reproducing device showing my new design;

FIG. 2 is a top plan view thereof;

FIG. 3 is a bottom plan view thereof,

FIG. 4 is a front elevational view thereof;

FIG. 5 is a rear elevational view thereof;

FIG. 6 is a right side elevational view thereof; and,

FIG. 7 is a left side elevational view thereof.

1 Claim, 5 Drawing Sheets

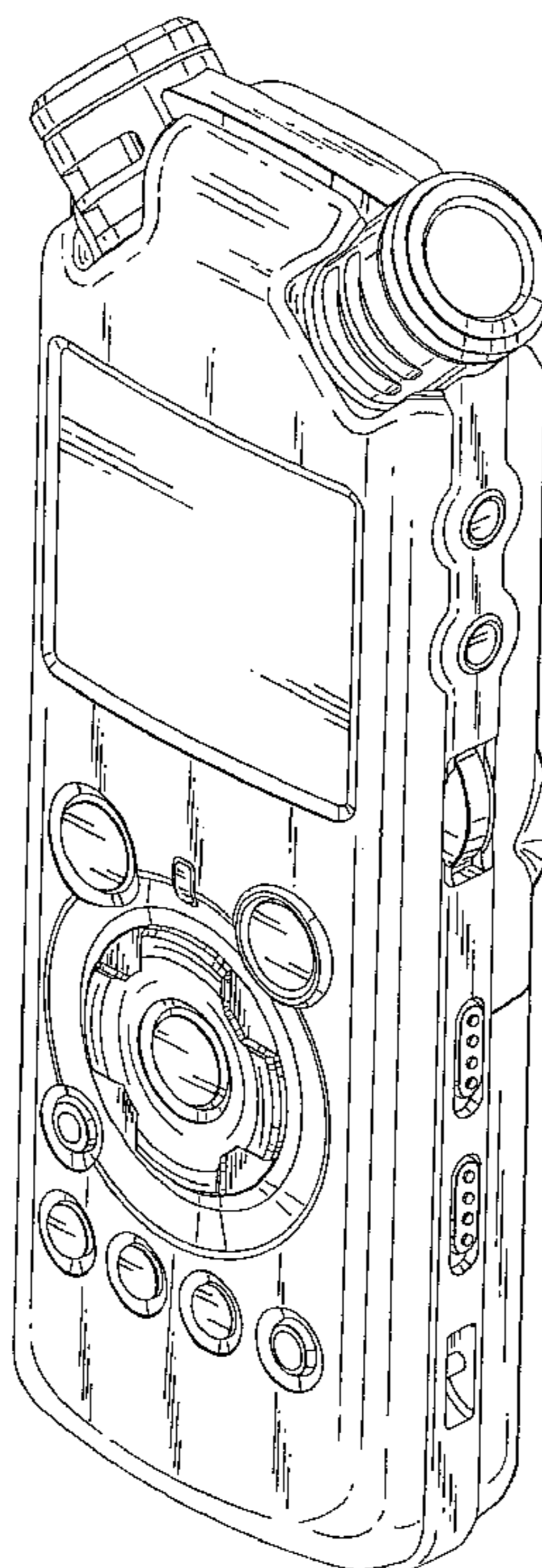


FIG. 1




FIG.2

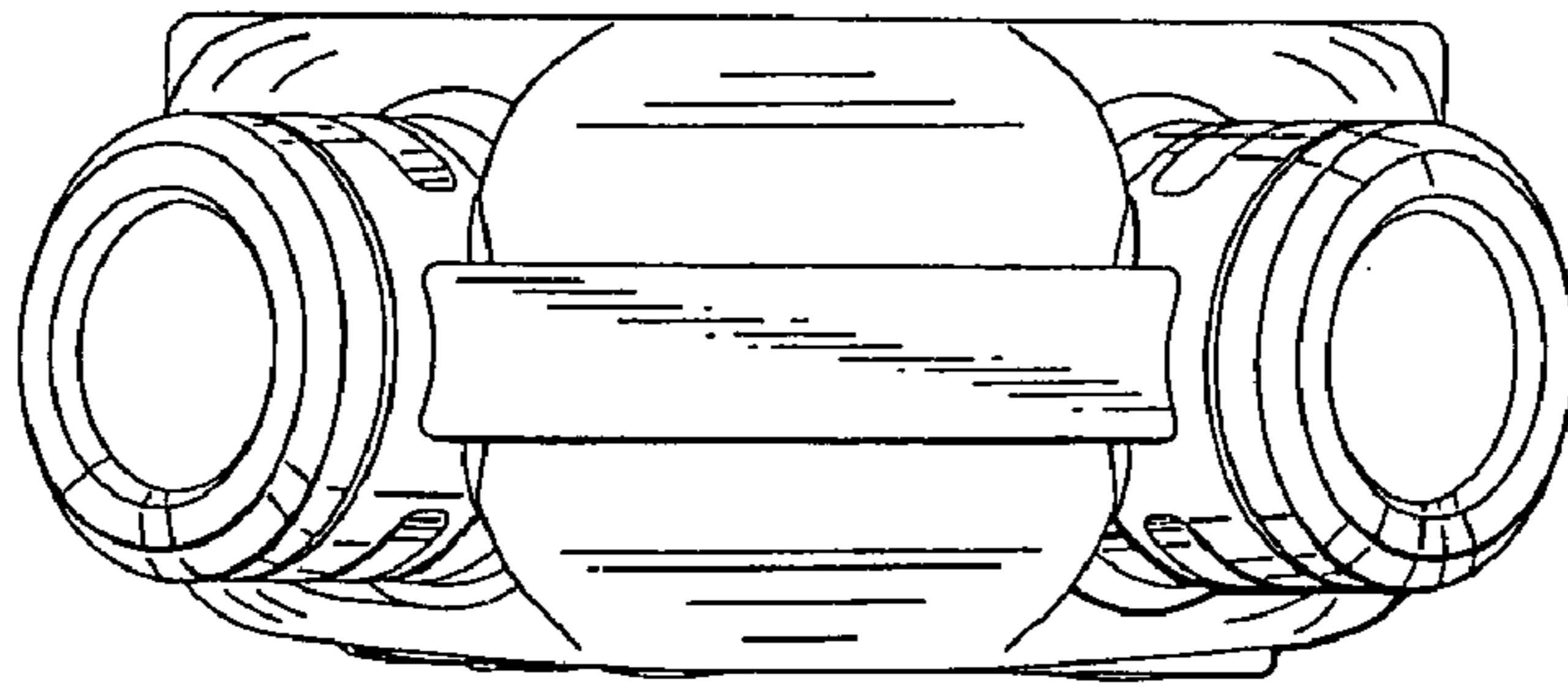


FIG.3

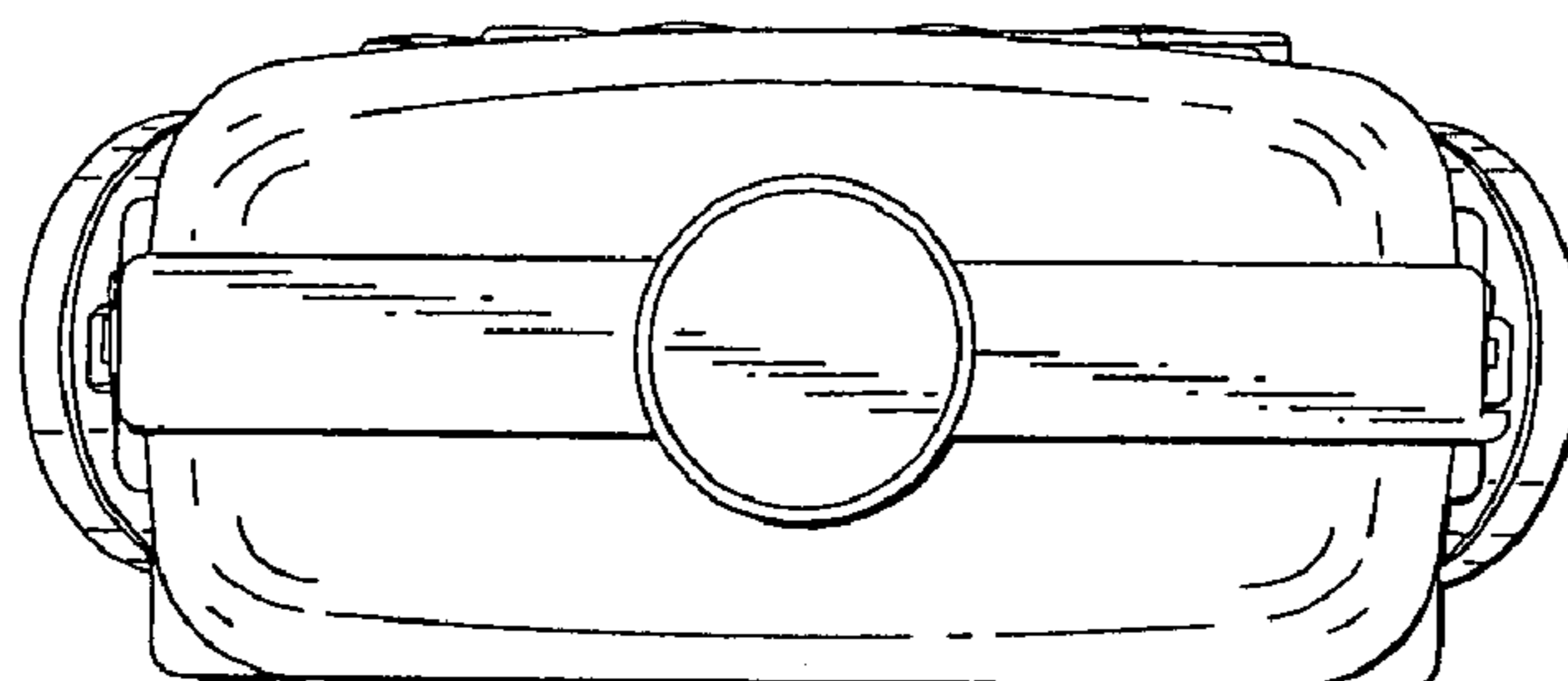


FIG. 4

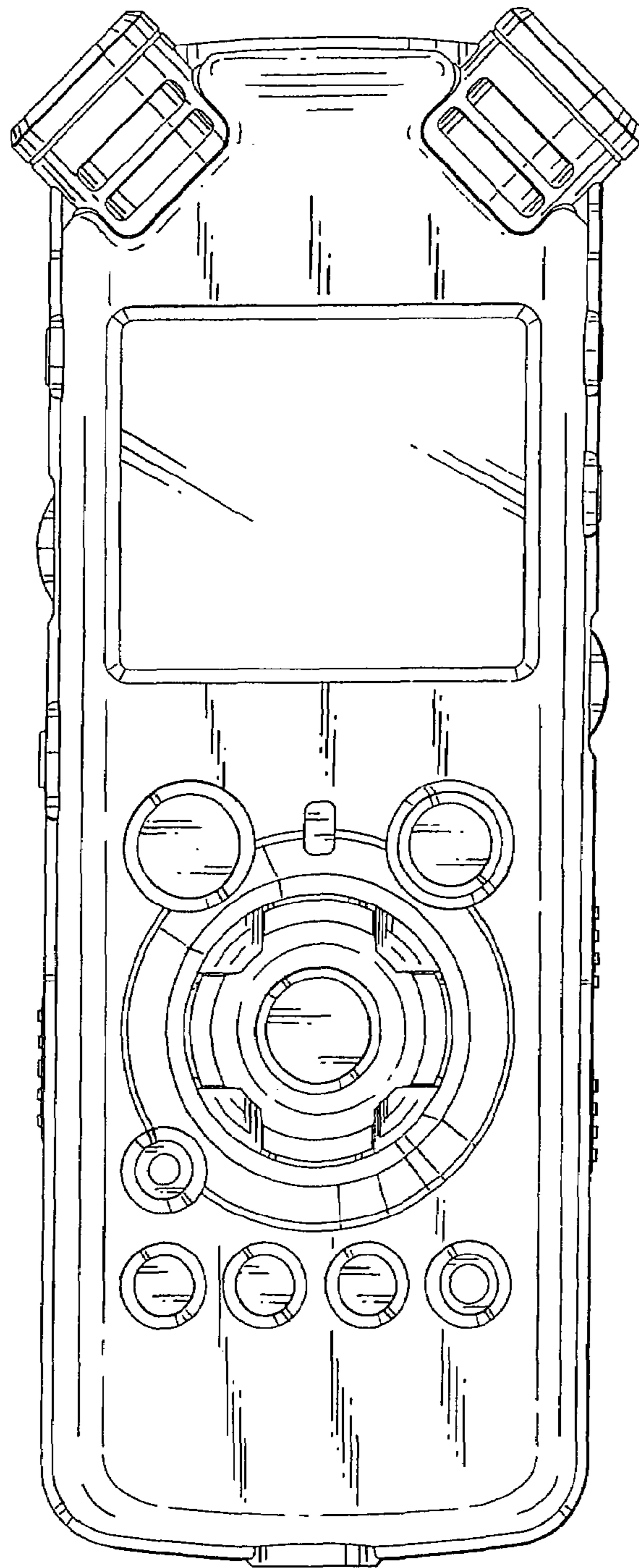


FIG.5

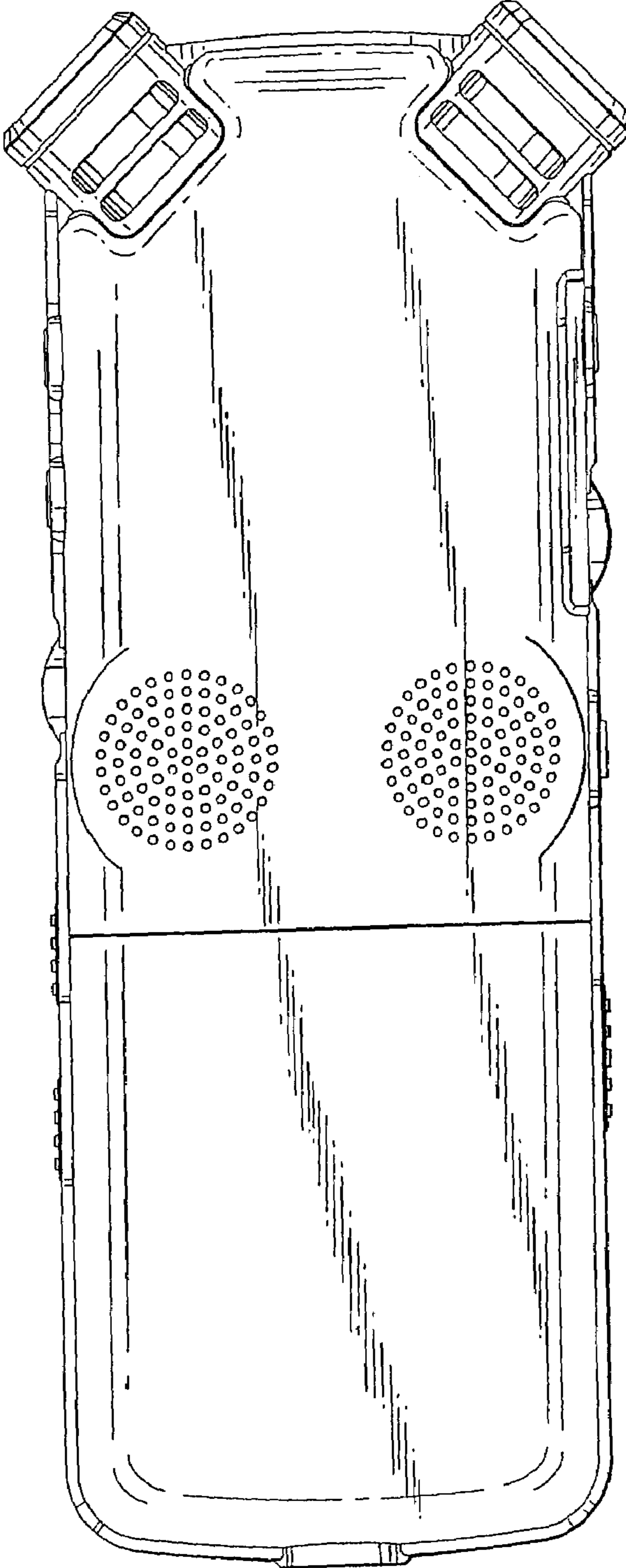


FIG.6

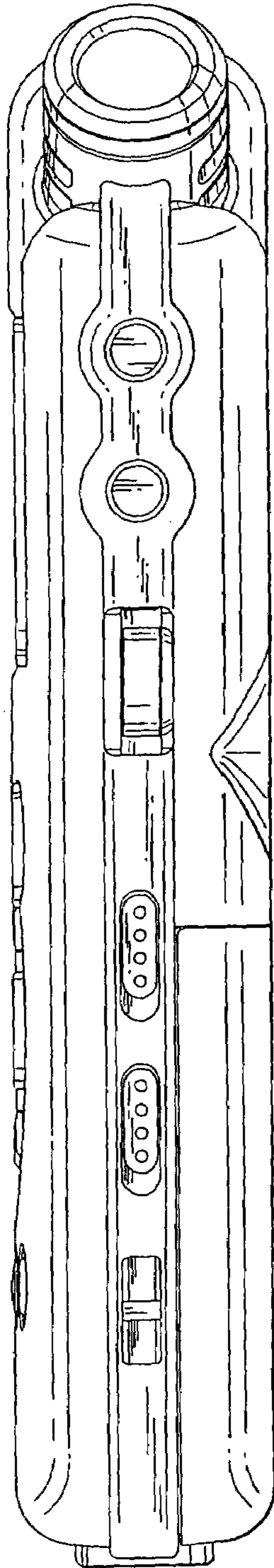


FIG.7

