



US00D571775S

(12) **United States Design Patent**
Waterman et al.

(10) **Patent No.:** **US D571,775 S**
(45) **Date of Patent:** **** Jun. 24, 2008**

(54) **TELEPHONE**

D526,296 S * 8/2006 Wen D14/138

(75) Inventors: **David Waterman**, Shatin (HK); **Hyomi Kim**, Tai Po (HK)

FOREIGN PATENT DOCUMENTS

(73) Assignee: **VTech Telecommunications Limited**,
Tai Po, New Territory (HK)

WO DM/050409 * 3/1999
WO DM/051744 * 4/2000
WO DM/064090 * 3/2002
WO DM/060792 * 6/2002

(**) Term: **14 Years**

OTHER PUBLICATIONS

(21) Appl. No.: **29/282,035**

Vtech t2408, <URL:http://www.101phones.com/details/2055-30/Vtech-2-4GHz-Phones-T2408.html>, retrieved from internet Feb. 11, 2008.*

(22) Filed: **Jul. 10, 2007**

Philips VOIP 3211G, <URL:http://www.101phones.com/details/2824-4837/Cordless-Voice-Over-IP-Phones-VOIP3211G.html>, retrieved from internet Feb. 11, 2008.*

(51) **LOC (8) Cl.** **14-03**

(52) **U.S. Cl.** **D14/148**

(58) **Field of Classification Search** D14/137-138,
D14/143-144, 147-150, 218, 250, 253; D13/107-108,
D13/168; D26/32, 37-38, 47, 51, 57, 94,
D26/97; 320/108; 379/428.01-428.02, 433.04,
379/433.07, 433.11, 434, 451-452
See application file for complete search history.

* cited by examiner

Primary Examiner—Ian Simmons
Assistant Examiner—Carla Wright

(56) **References Cited**

(57) **CLAIM**

We claim the ornamental design for a telephone, as shown and described.

U.S. PATENT DOCUMENTS

DESCRIPTION

D327,060 S * 6/1992 Wachob et al. D14/138
D384,079 S 9/1997 Hung
D401,579 S * 11/1998 Benjamin et al. D14/149
D401,931 S 12/1998 Chan et al.
D412,169 S * 7/1999 Schnell et al. D14/138
D414,490 S * 9/1999 Heinen et al. D14/148
5,952,814 A * 9/1999 Van Lerberghe 320/108
D416,254 S 11/1999 Wild
D422,556 S * 4/2000 Okura et al. D13/107
D422,587 S 4/2000 Wild
D431,021 S * 9/2000 Collins D13/108
D442,157 S * 5/2001 Muenscher et al. D14/138
D460,060 S 7/2002 Hughes et al.
D460,446 S 7/2002 Hughes et al.
D469,075 S 1/2003 Chan
D472,538 S 4/2003 Chan
D477,583 S * 7/2003 Muenscher et al. D14/147
D501,205 S * 1/2005 Quinn D14/253
D516,023 S * 2/2006 Quinn D13/108
D516,025 S * 2/2006 Quinn D13/108

FIG. 1 is a front perspective view of the telephone, with the handset shown in its position in the base, when not in use;

FIG. 2 is a front elevational view thereof;

FIG. 3 is a rear elevational view thereof;

FIG. 4 is a right side elevational view thereof;

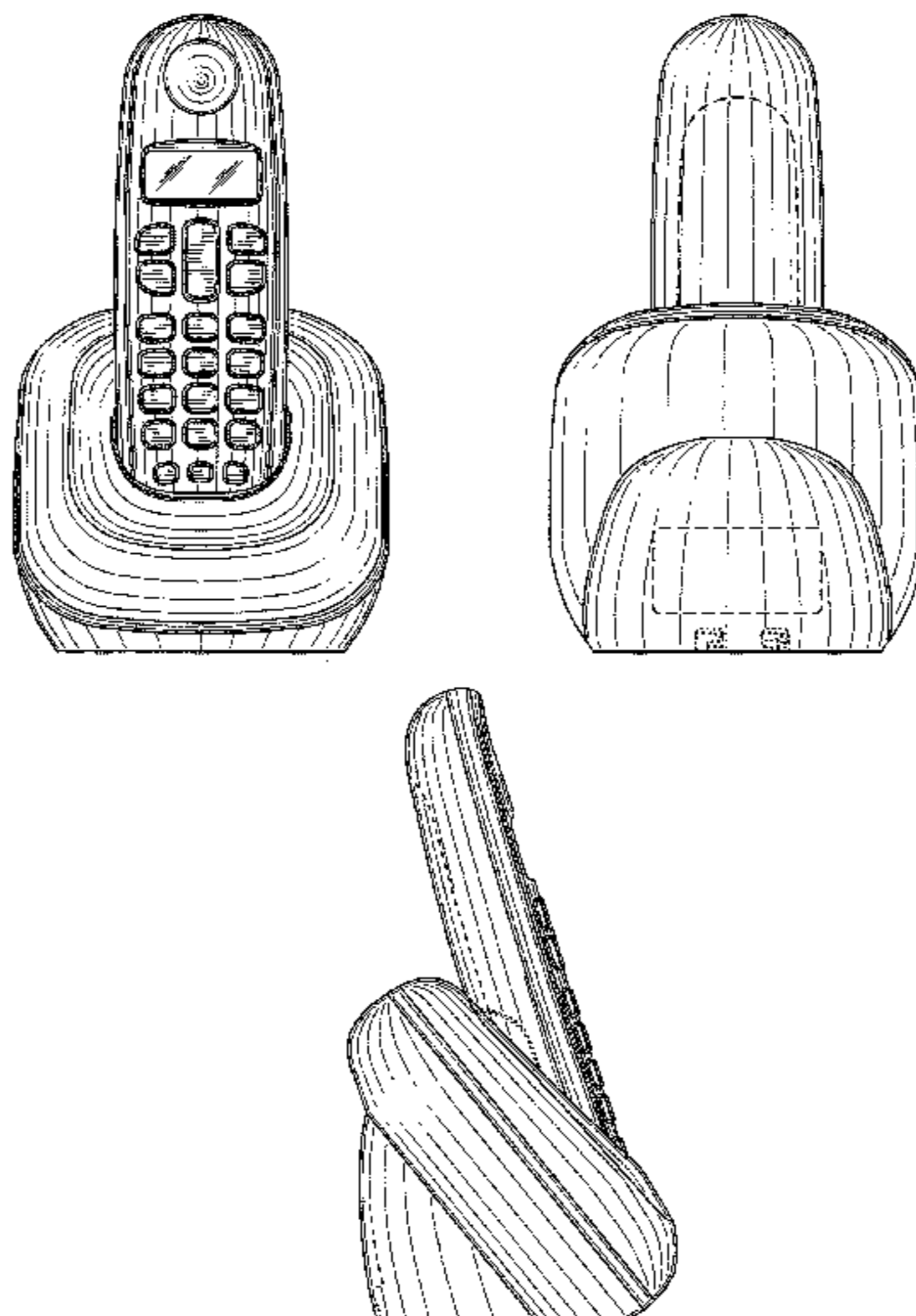
FIG. 5 is a left side elevational view thereof;

FIG. 6 is a top plan view thereof; and,

FIG. 7 is a bottom plan view thereof.

The broken line showing of environmental structures is for illustrative purposes only and forms no part of the claimed design. The shading illustrated in the figures is provided merely to represent the contour of the design and is not intended to be illustrative of texture, gloss, or surface decoration. All portions of the drawing to which surface shading has been applied are part of the claimed design.

1 Claim, 4 Drawing Sheets



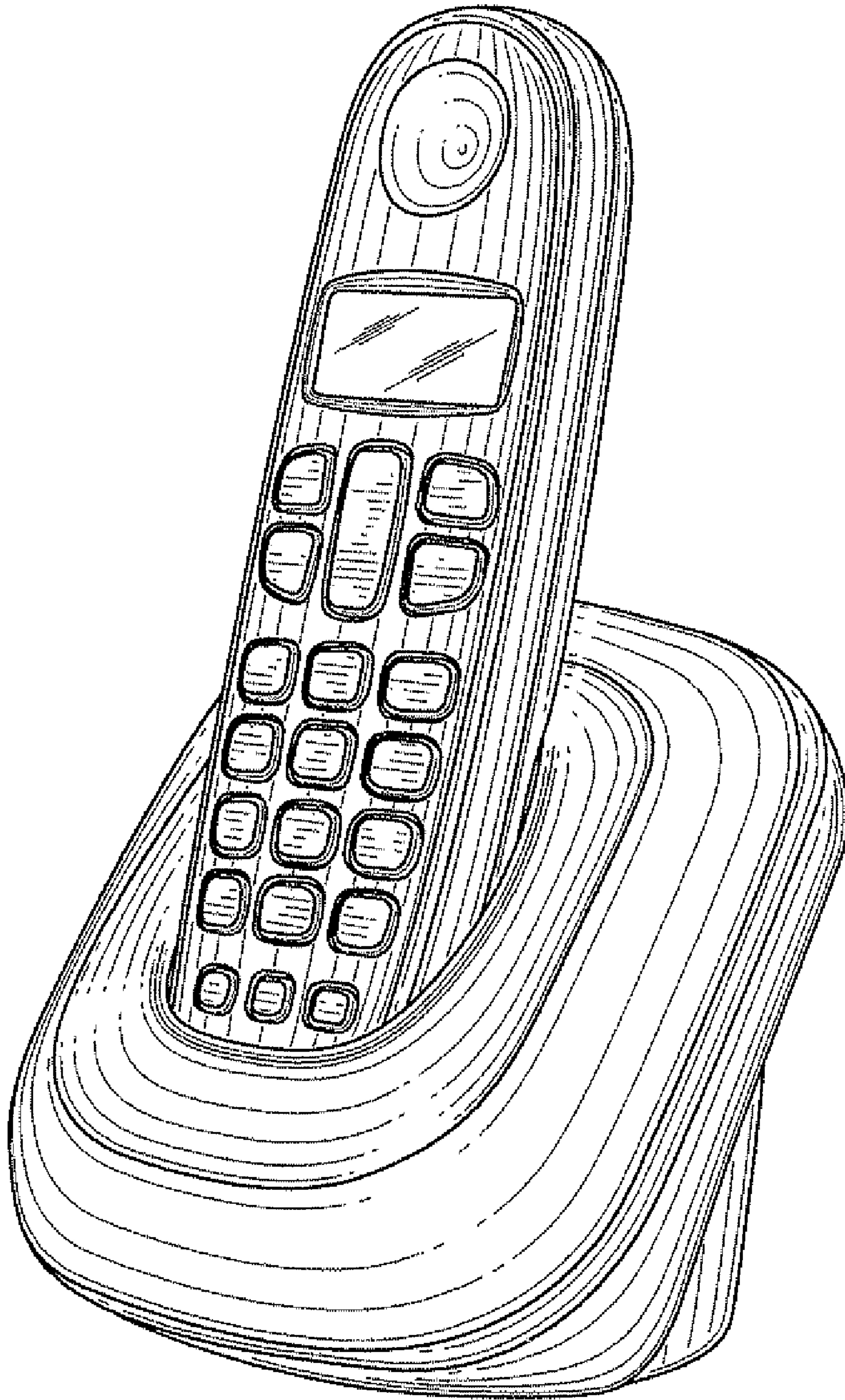


FIG. 1

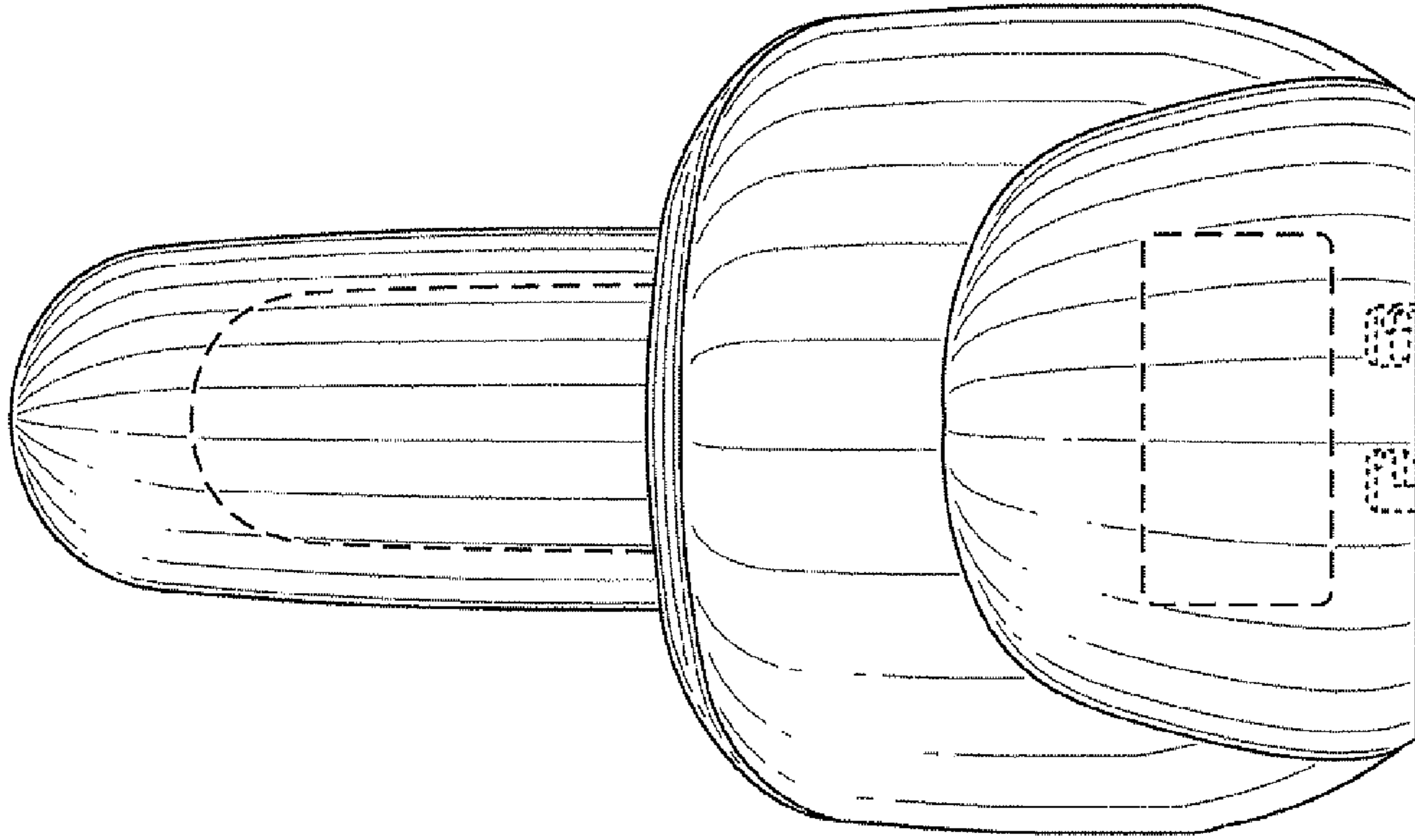


FIG. 3

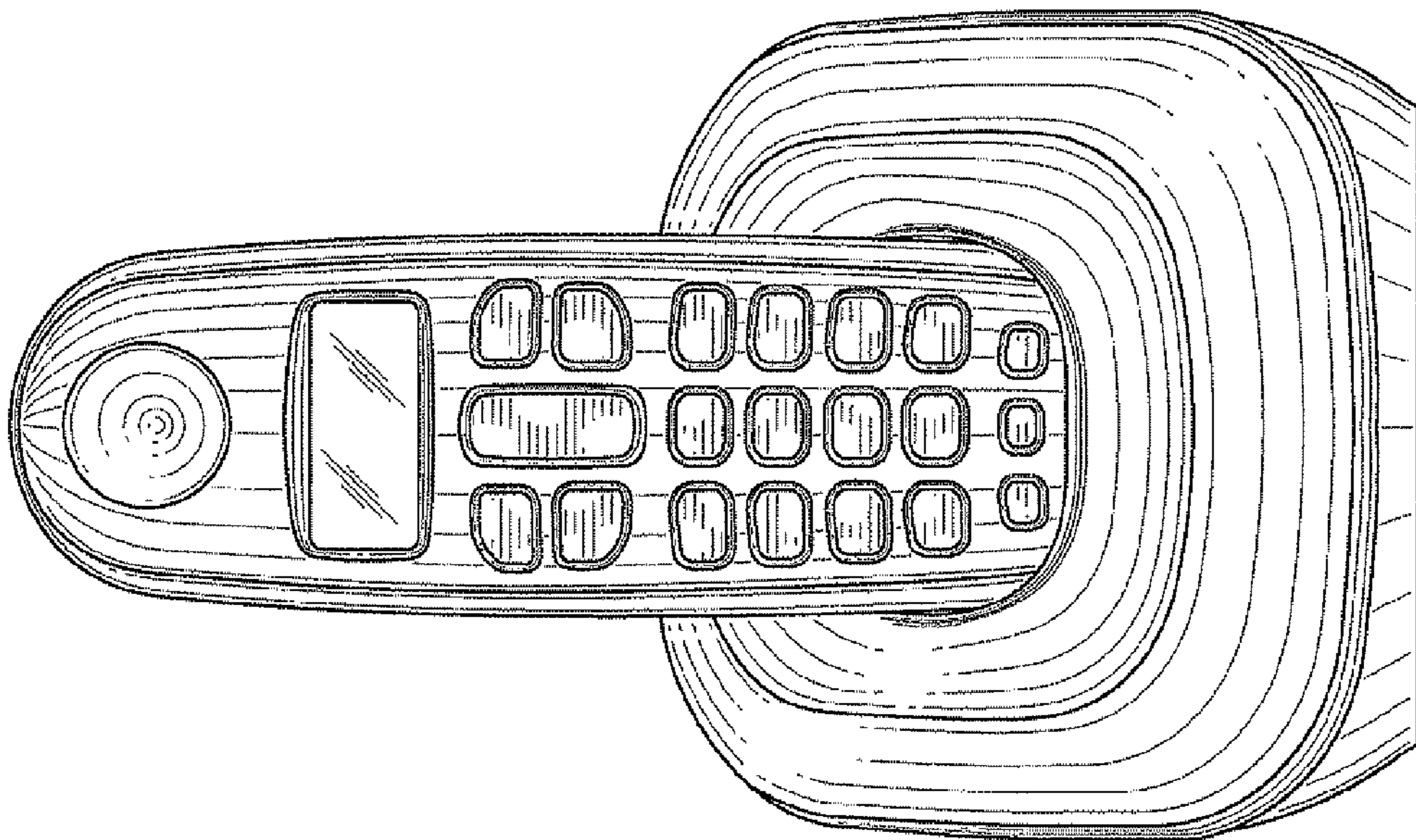


FIG. 2

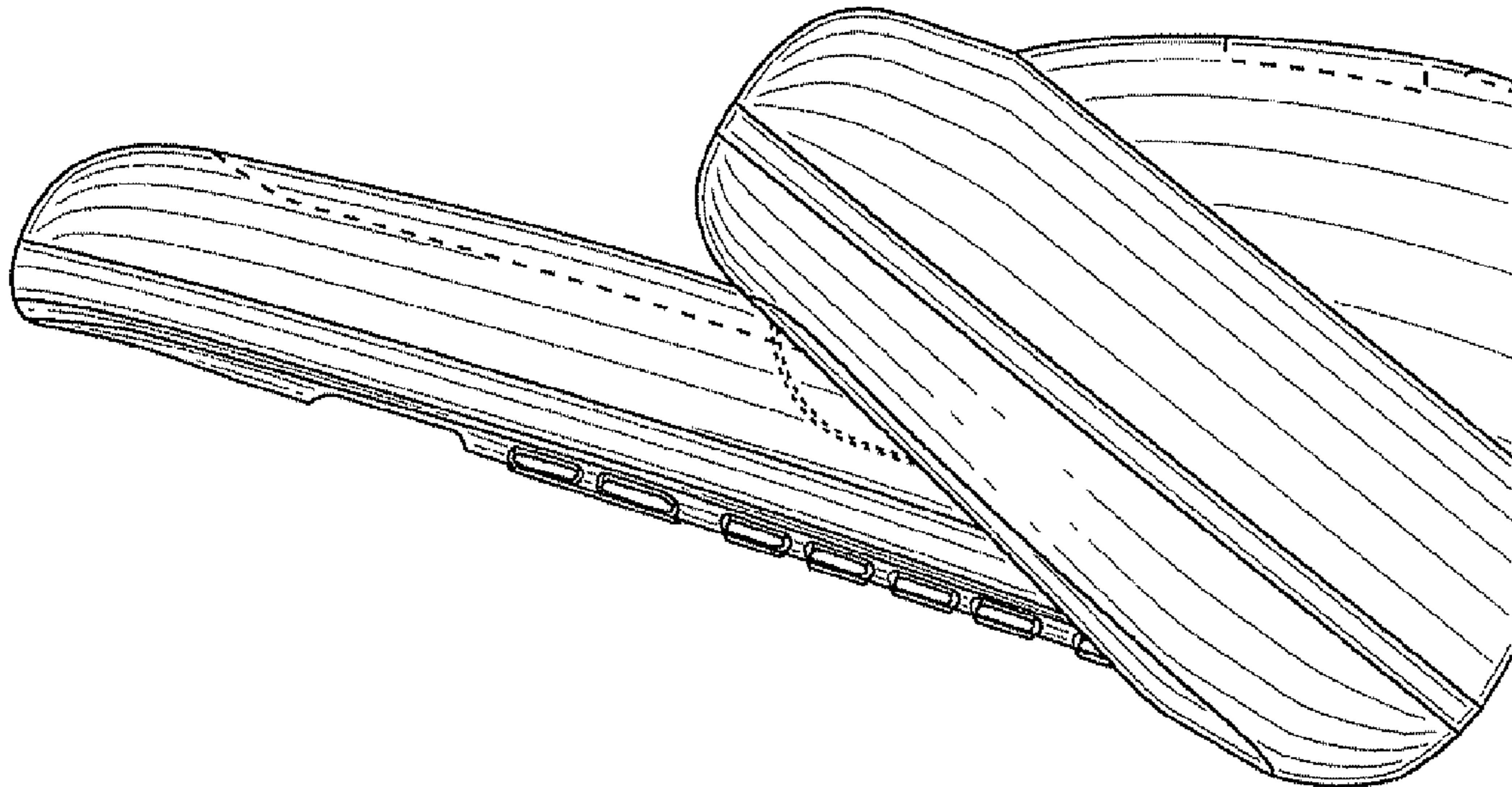


FIG. 5

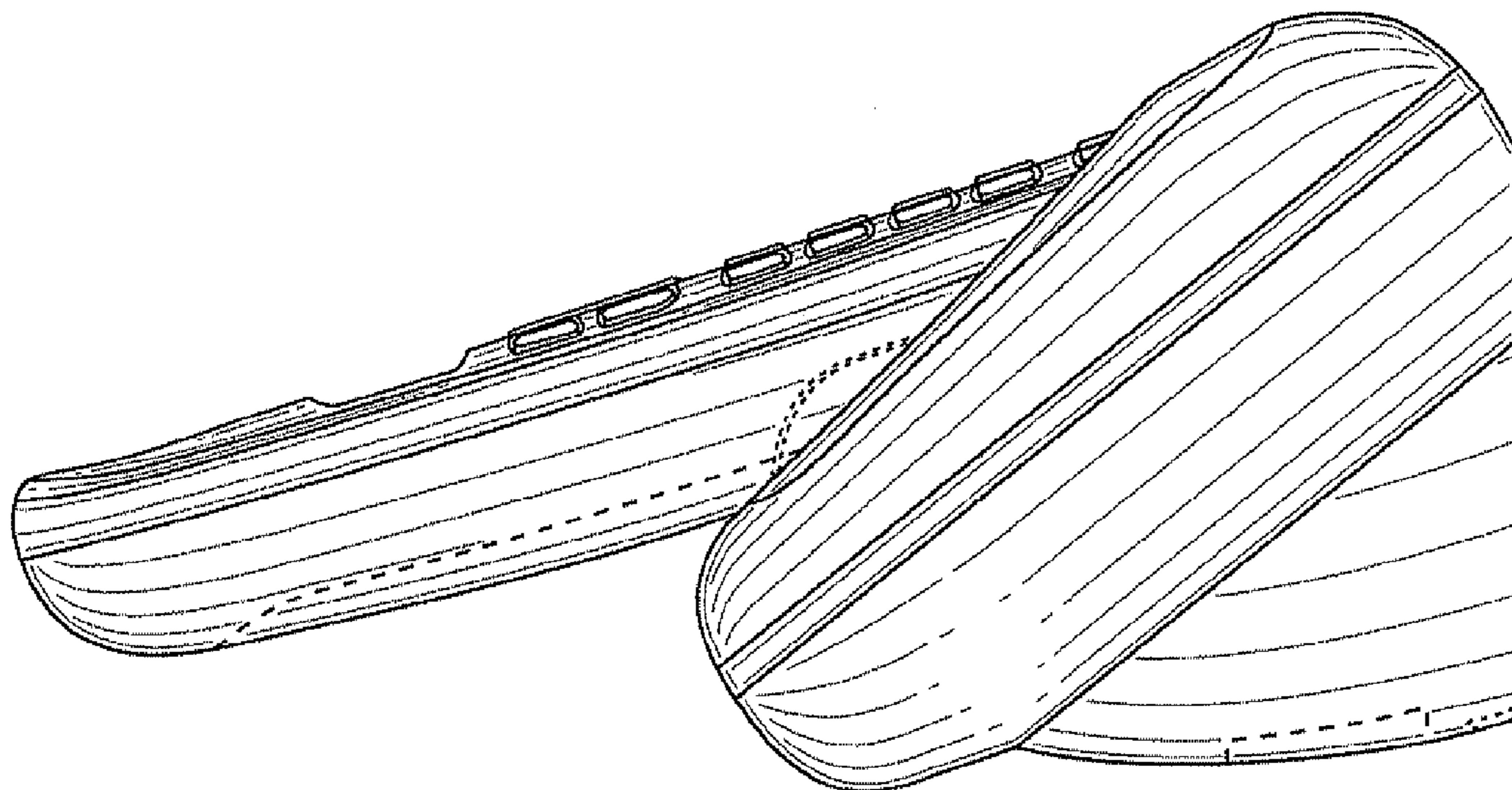


FIG. 4

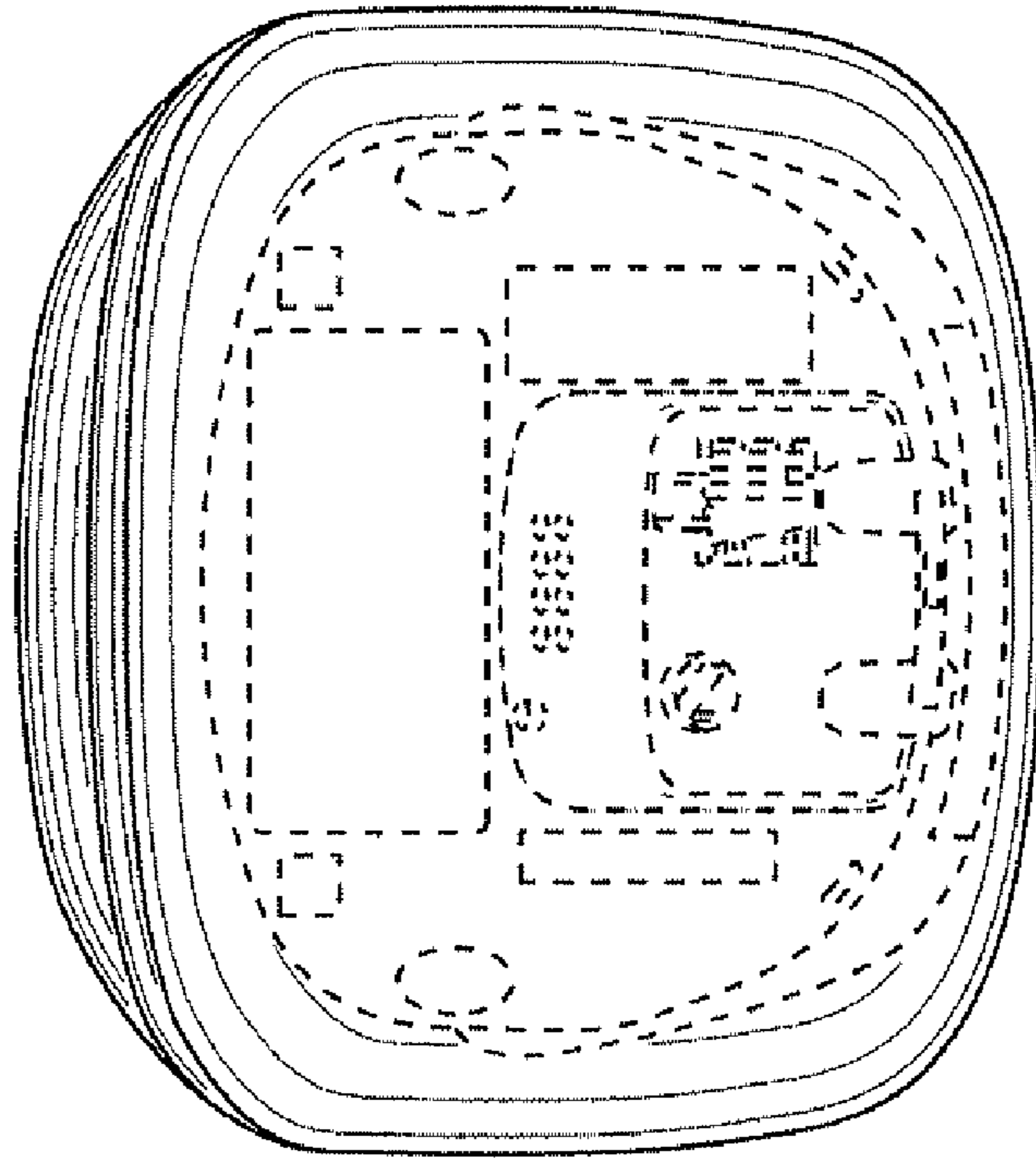


FIG. 7

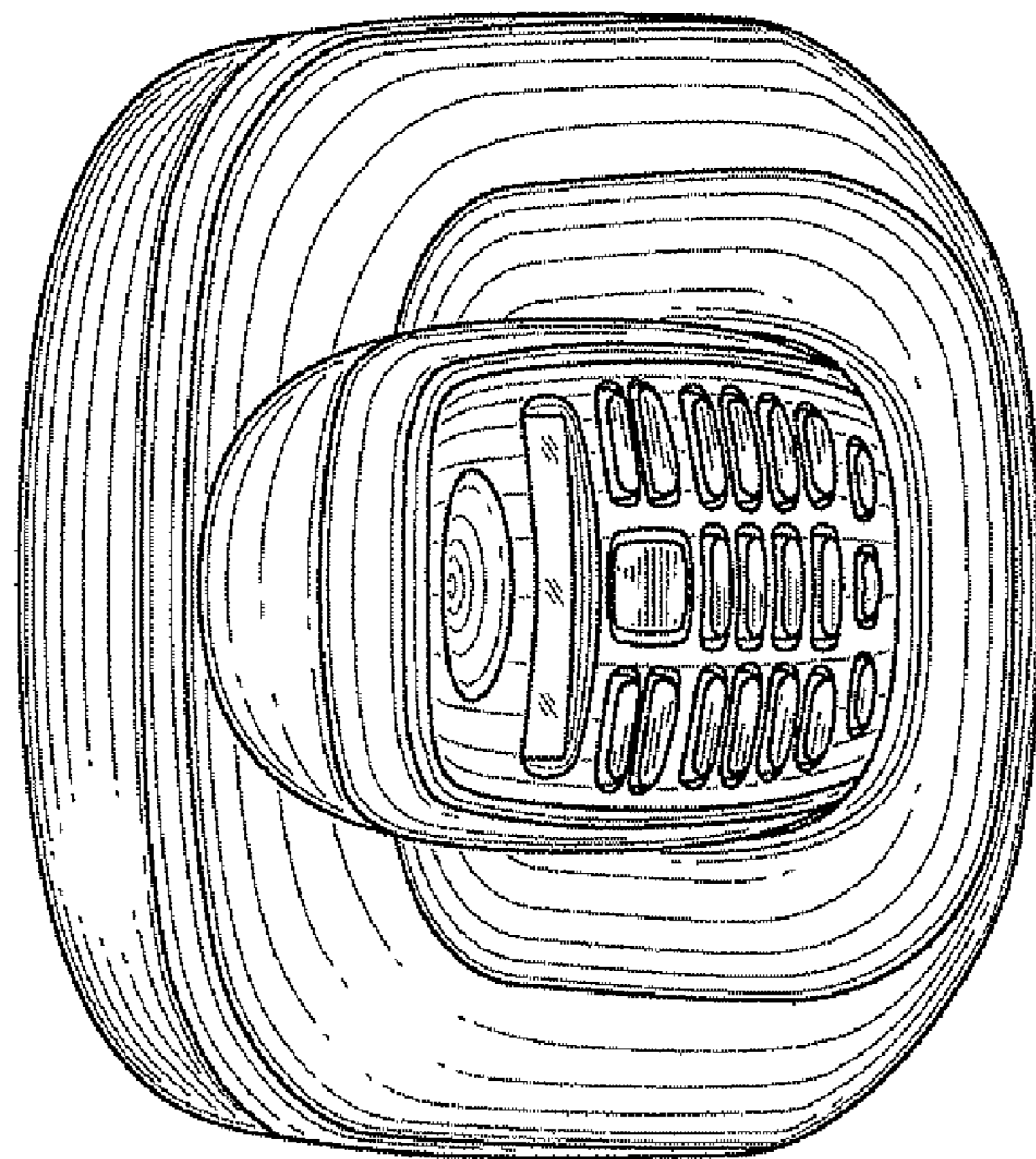


FIG. 6