



US00D571748S

(12) **United States Design Patent**  
**Ellison**

(10) **Patent No.:** **US D571,748 S**  
(45) **Date of Patent:** **\*\* Jun. 24, 2008**

(54) **TELEVISION RECEIVER**

(75) Inventor: **Ian Ellison**, Valkenswaard (NL)  
(73) Assignee: **Koninklijke Philips Electronics N.V.**,  
Eindhoven (NL)  
(\*\*) Term: **14 Years**

(21) Appl. No.: **29/279,984**

(22) Filed: **May 14, 2007**

**Related U.S. Application Data**

(63) Continuation of application No. 29/247,740, filed on  
Jul. 10, 2006, now abandoned.

(30) **Foreign Application Priority Data**

Jan. 19, 2006 (EM) ..... 000464532

(51) **LOC (8) Cl.** ..... **14-03**

(52) **U.S. Cl.** ..... **D14/126**

(58) **Field of Classification Search** ..... D14/125-134,  
D14/239, 371, 136, 374-377; 312/7.2; 348/836,  
348/838, 180, 184, 325, 739; 341/12; 248/917-924,  
248/465; 345/104, 133, 156, 168, 87, 173;  
720/605, 669, 600, 655; 369/99, 197; 455/344-347  
See application file for complete search history.

(56) **References Cited**

U.S. PATENT DOCUMENTS

D357,912 S *	5/1995	Martin	.....	D14/130
D458,238 S *	6/2002	Niitsu	.....	D14/126
D460,056 S *	7/2002	Niitsu	.....	D14/126
D502,179 S *	2/2005	Cha et al.	.....	D14/375
D517,508 S *	3/2006	Inaba	.....	D14/126
D533,519 S *	12/2006	Ellison	.....	D14/126

\* cited by examiner

*Primary Examiner*—Raphael Barkai


(57) **CLAIM**

The ornamental design for a television receiver, as shown.

**DESCRIPTION**

FIG. 1 is a perspective view showing my design;  
FIG. 2 is a front elevational view thereof;  
FIG. 3 is a rear elevational view thereof;  
FIG. 4 is a right side elevational view thereof;  
FIG. 5 is a left side elevational view thereof;  
FIG. 6 is a top plan view thereof; and,  
FIG. 7 is a bottom plan view thereof.

**1 Claim, 4 Drawing Sheets**



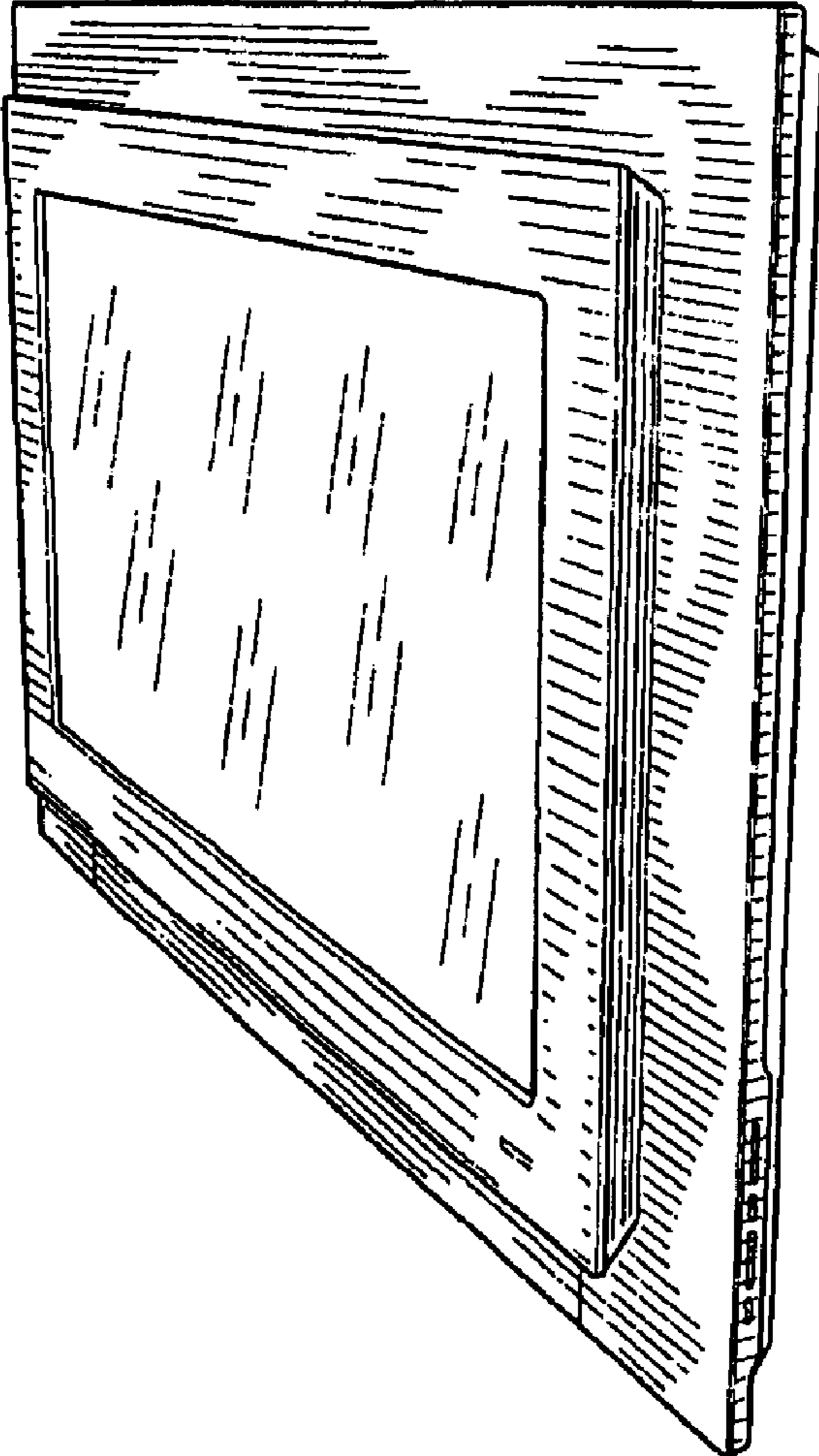


FIG. 1




FIG. 2

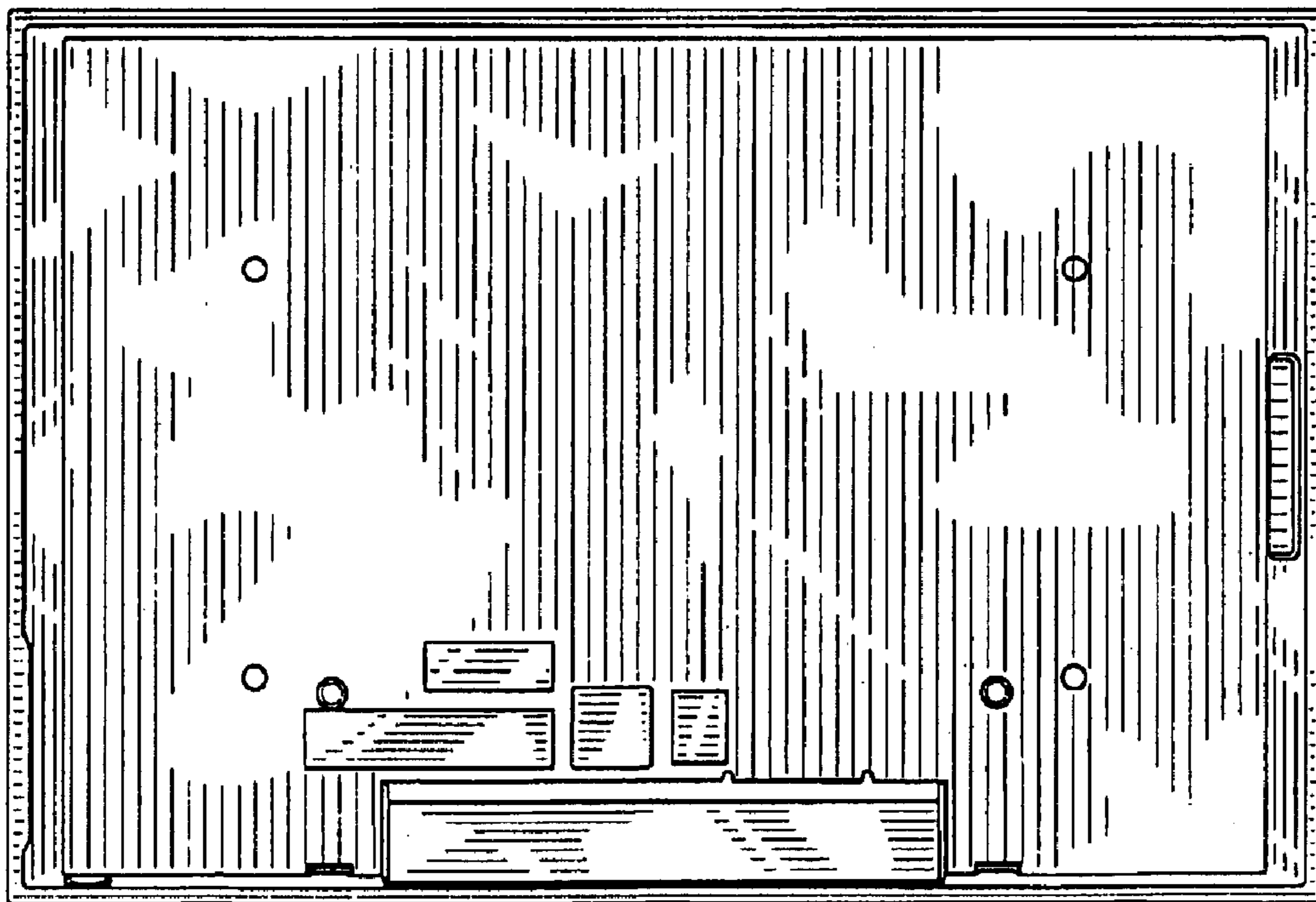


FIG. 3



FIG. 4



FIG. 5




FIG. 6




FIG. 7