



US00D571745S

(12) **United States Design Patent**
Fujiki

(10) **Patent No.:** **US D571,745 S**
(45) **Date of Patent:** **** Jun. 24, 2008**

(54) **MONITOR TELEVISION RECEIVER**

(75) Inventor: **Gen Fujiki**, Tokyo (JP)

(73) Assignee: **Sony Corporation**, Tokyo (JP)

(**) Term: **14 Years**

(21) Appl. No.: **29/261,889**

(22) Filed: **Jun. 22, 2006**

(30) **Foreign Application Priority Data**

Dec. 22, 2005 (JP) D2005-037764

(51) **LOC (8) Cl.** **14-03**

(52) **U.S. Cl.** **D14/126**

(58) **Field of Classification Search** D14/125-134,
D14/239, 371, 136, 374-377; 312/7.2; 348/836,
348/838, 180, 184, 325, 739; 341/12; 248/917-924,
248/465, 123.11; 345/104, 133, 156, 168,
345/87, 173, 169; 349/1, 2, 11, 62; 720/605,
720/669, 600, 655, 99, 197; 455/344-347;
369/99, 197

See application file for complete search history.

(56) **References Cited**

U.S. PATENT DOCUMENTS

D486,803 S * 2/2004 Fujiki et al. D14/126
D534,508 S * 1/2007 Yamada D14/126
D540,277 S * 4/2007 Kim et al. D14/126

D541,234 S * 4/2007 Iijima et al. D14/126
D541,235 S * 4/2007 Takami et al. D14/126
D542,746 S * 5/2007 Kim D14/126
D542,747 S * 5/2007 Kim et al. D14/126
D543,164 S * 5/2007 Yang et al. D14/126
D545,787 S * 7/2007 Nakamura D14/128
D545,788 S * 7/2007 Park et al. D14/128
D557,227 S * 12/2007 Isshiki D14/126

* cited by examiner

Primary Examiner—Raphael Barkai

Assistant Examiner—Randall H Gholson

(74) *Attorney, Agent, or Firm*—Rader, Fishman & Grauer, PLLC

(57) **CLAIM**

The ornamental design for a monitor television receiver, as shown.

DESCRIPTION

FIG. 1 is a perspective view of a monitor television receiver showing my new design;

FIG. 2 is a front elevational perspective view thereof;

FIG. 3 is a rear elevational view thereof;

FIG. 4 is a left elevational view thereof;

FIG. 5 is a right elevational view thereof;

FIG. 6 is a top plan view thereof; and,

FIG. 7 is a bottom plan view thereof.

1 Claim, 7 Drawing Sheets

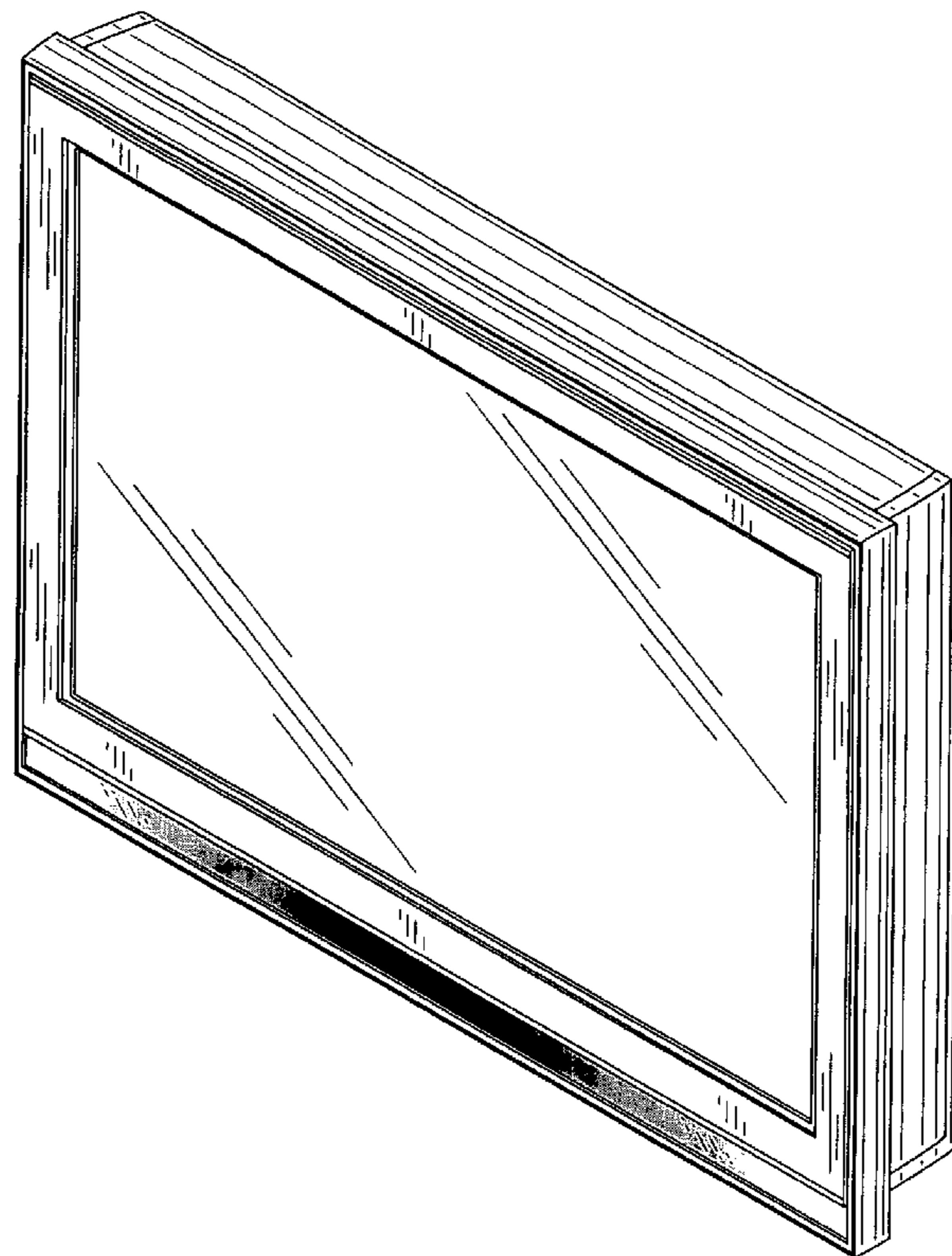


Fig. 1




Fig.2

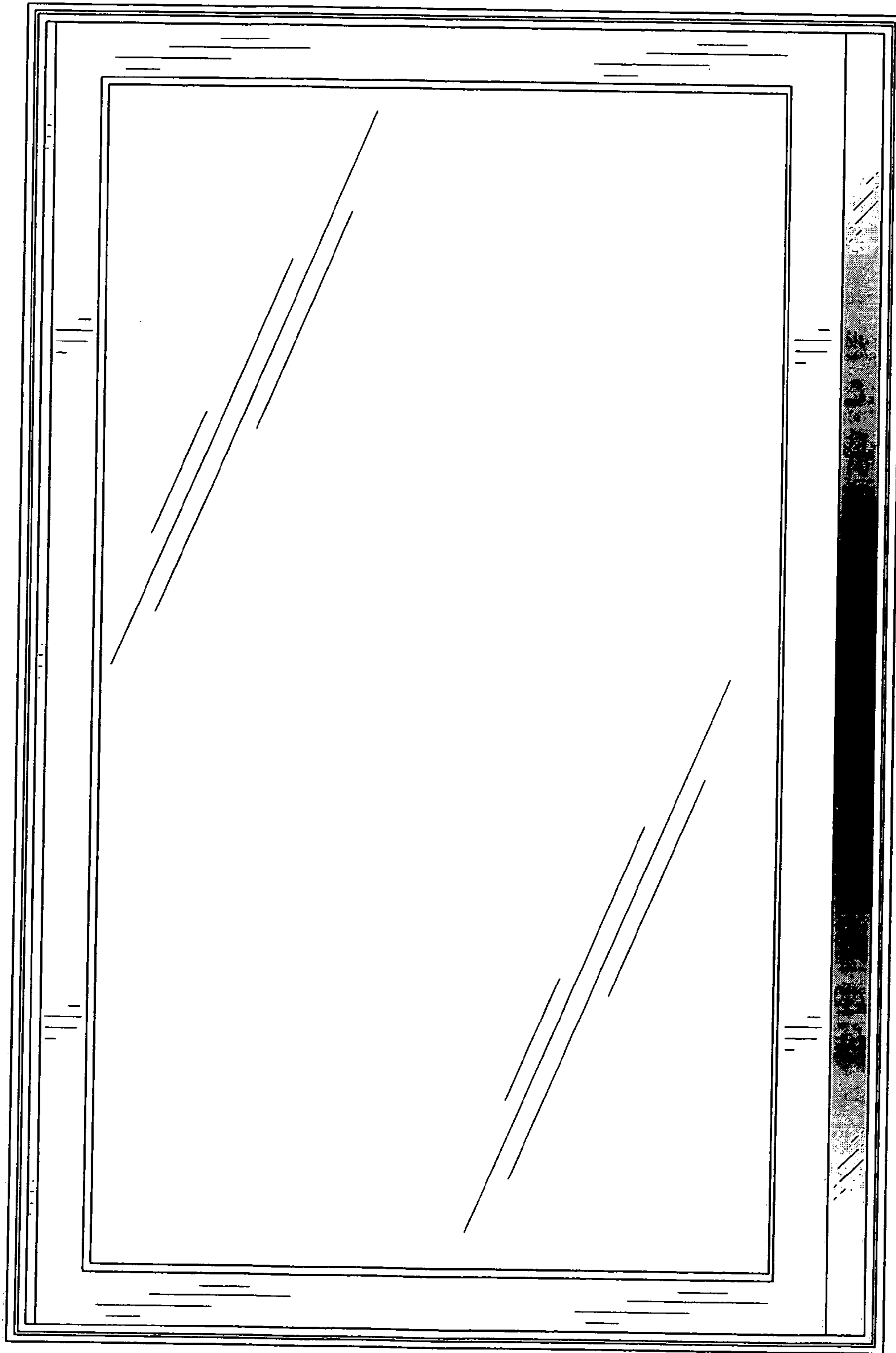


Fig.3




Fig.4




Fig.5




Fig.6




Fig. 7

