



US00D571741S

(12) **United States Design Patent**  
**Cha et al.**

(10) **Patent No.:** **US D571,741 S**  
(45) **Date of Patent:** **\*\* Jun. 24, 2008**

(54) **DIGITAL BROADCASTING RECEIVER**

(75) Inventors: **Hee Kyu Cha**, Seoul (KR); **Il June Cho**, Gwangmyung (KR); **Jang Hoon Kim**, Anyang (KR)

(73) Assignee: **Global Technologies Inc. (Korea)**, Gyeonggi-do (KR)

(\*\*) Term: **14 Years**

(21) Appl. No.: **29/274,290**

(22) Filed: **Apr. 11, 2007**

(30) **Foreign Application Priority Data**

Feb. 5, 2007 (KR) ..... 30-2007-0005004

(51) **LOC (8) Cl.** ..... **14-03**

(52) **U.S. Cl.** ..... **D14/125**

(58) **Field of Classification Search** ..... D14/125-134, D14/230-239, 371, 135, 136, 374-377, 138, D14/299, 358, 155, 492, 356, 361-363, 496; 312/7.2, 208.1-223.2; 348/836, 838, 180, 348/184, 325, 739, 10, 460; 341/12; 248/917-924, 248/465, 123.11; 345/104, 133, 156, 168, 345/87, 173, 169; 349/1, 2, 11, 62; 720/605, 720/669, 600, 655, 99, 197; 455/344-347; 369/99, 197

See application file for complete search history.

(56) **References Cited**

**U.S. PATENT DOCUMENTS**

D327,676 S \* 7/1992 Yang ..... D14/135

D347,631 S \* 6/1994 Terleski ..... D14/125  
D443,254 S \* 6/2001 Jensen et al. .... D14/125  
D445,097 S \* 7/2001 Jensen et al. .... D14/125  
D458,908 S \* 6/2002 Liu ..... D14/125  
D459,319 S \* 6/2002 Ahn ..... D14/125  
D488,819 S \* 4/2004 Nagao et al. .... D14/496  
D493,165 S \* 7/2004 Kiple et al. .... D14/242  
D554,600 S \* 11/2007 Gwordz ..... D14/126

\* cited by examiner

*Primary Examiner*—Raphael Barkai

*Assistant Examiner*—Randall H Gholson

(74) *Attorney, Agent, or Firm*—Baker & Hostetler LLP

(57) **CLAIM**

The ornamental design for a digital broadcasting receiver, as shown and described.

**DESCRIPTION**

FIG. 1 is perspective view of our design for a digital broadcasting receiver;

FIG. 2 is a front view thereof;

FIG. 3 is a rear view thereof;

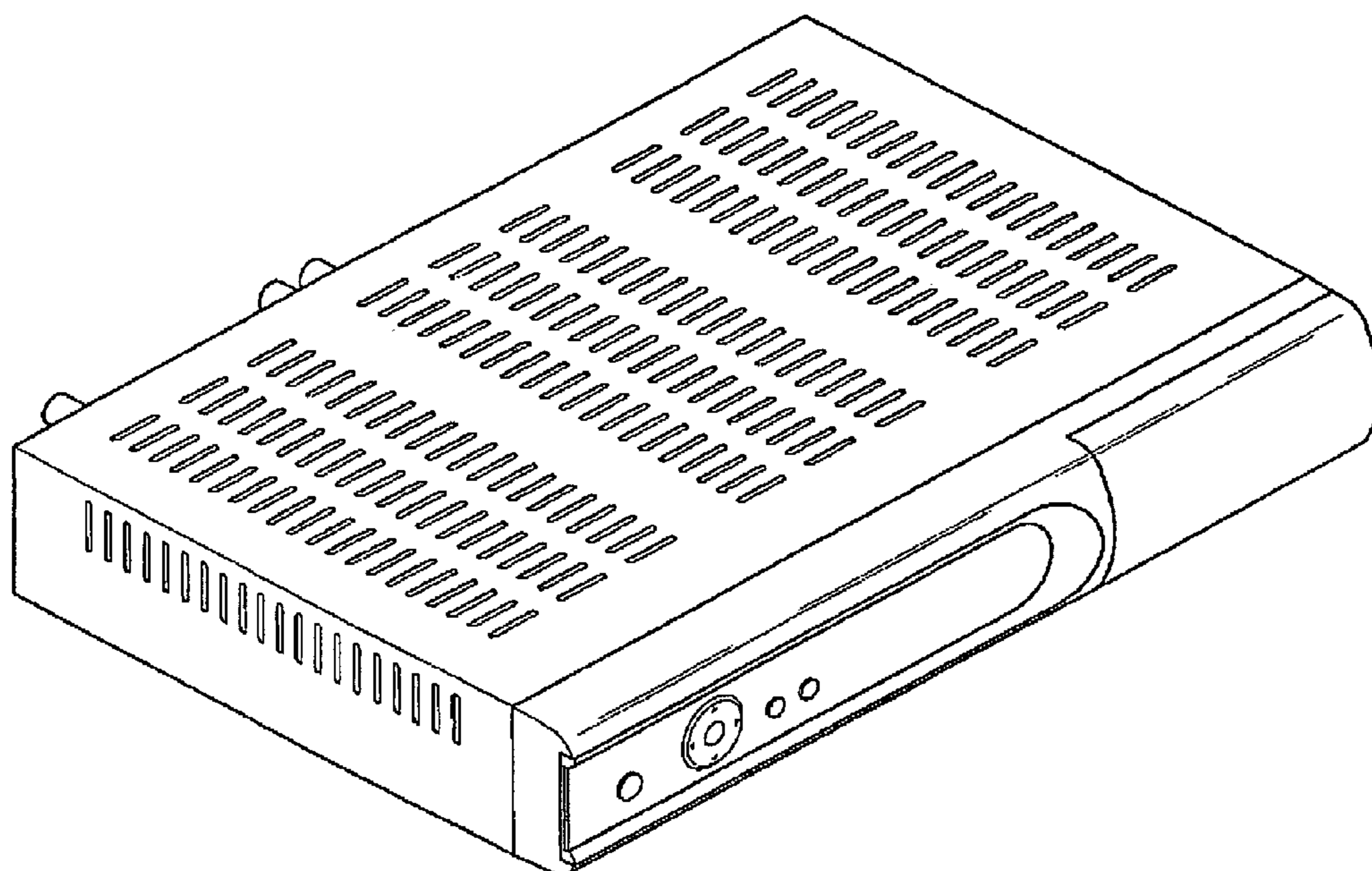
FIG. 4 is a left side view thereof;

FIG. 5 is a right side view thereof;

FIG. 6 is a top view thereof; and,

FIG. 7 is a bottom view thereof.

**1 Claim, 7 Drawing Sheets**



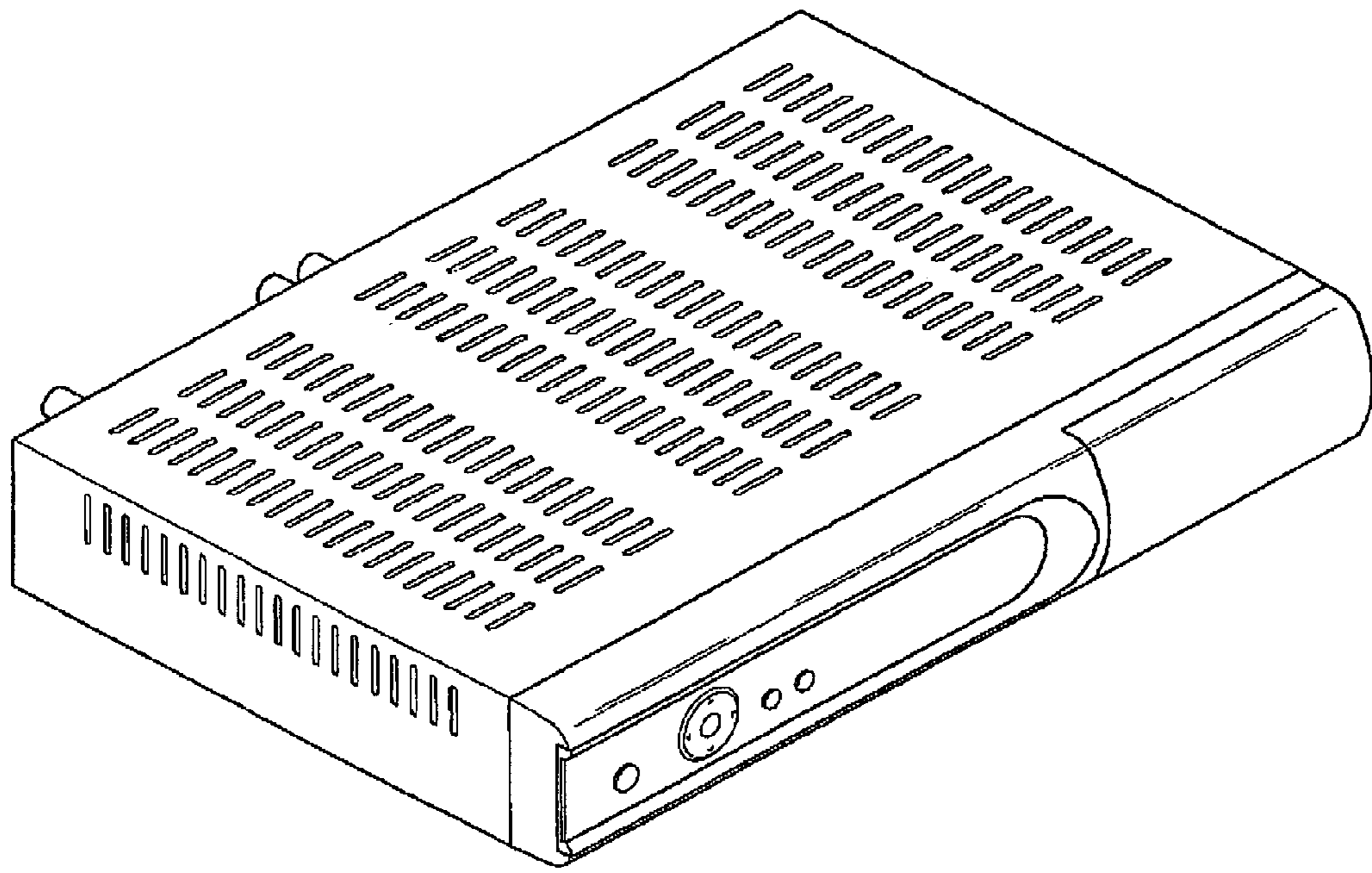


FIG. 1

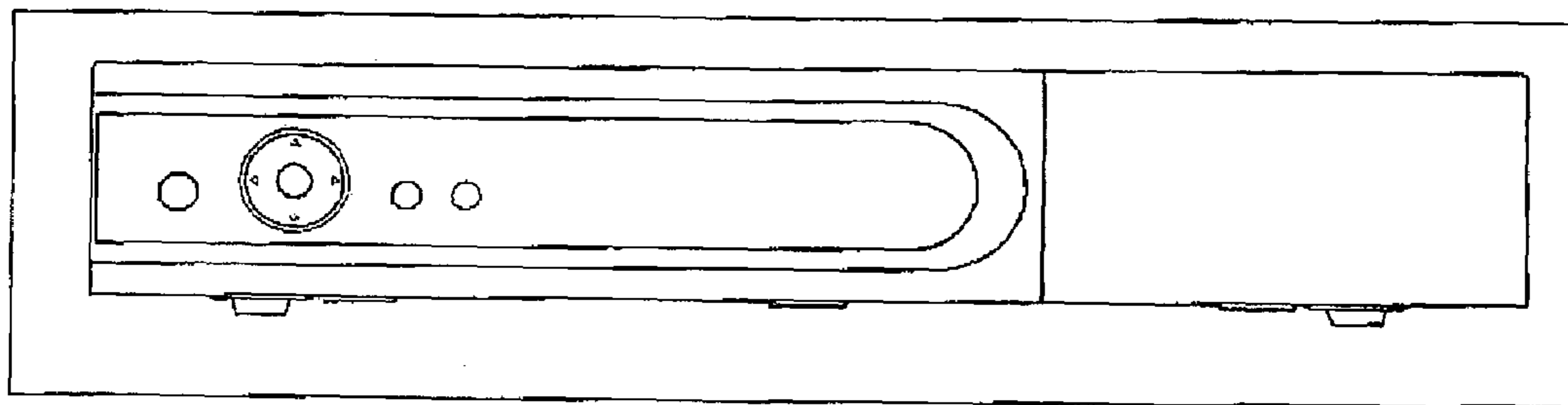


FIG. 2

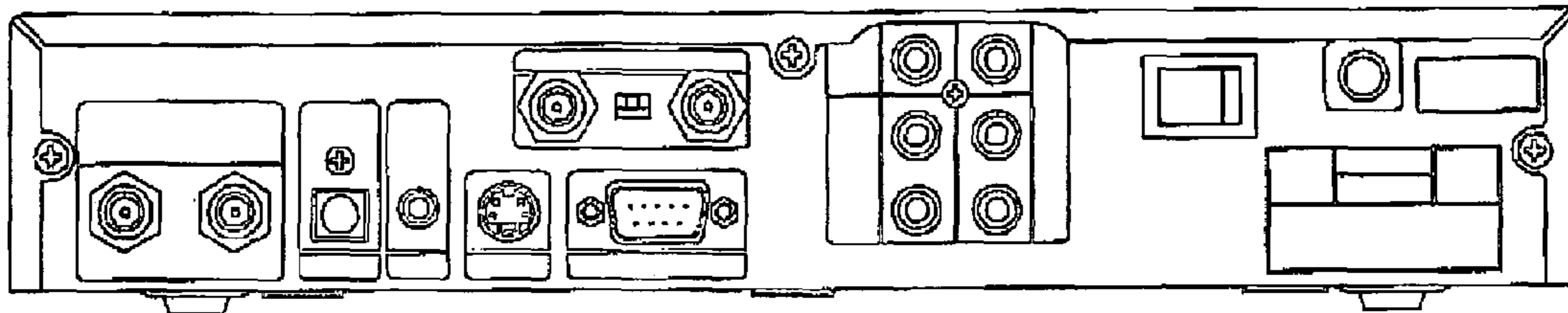


FIG. 3




FIG. 4.




FIG. 5

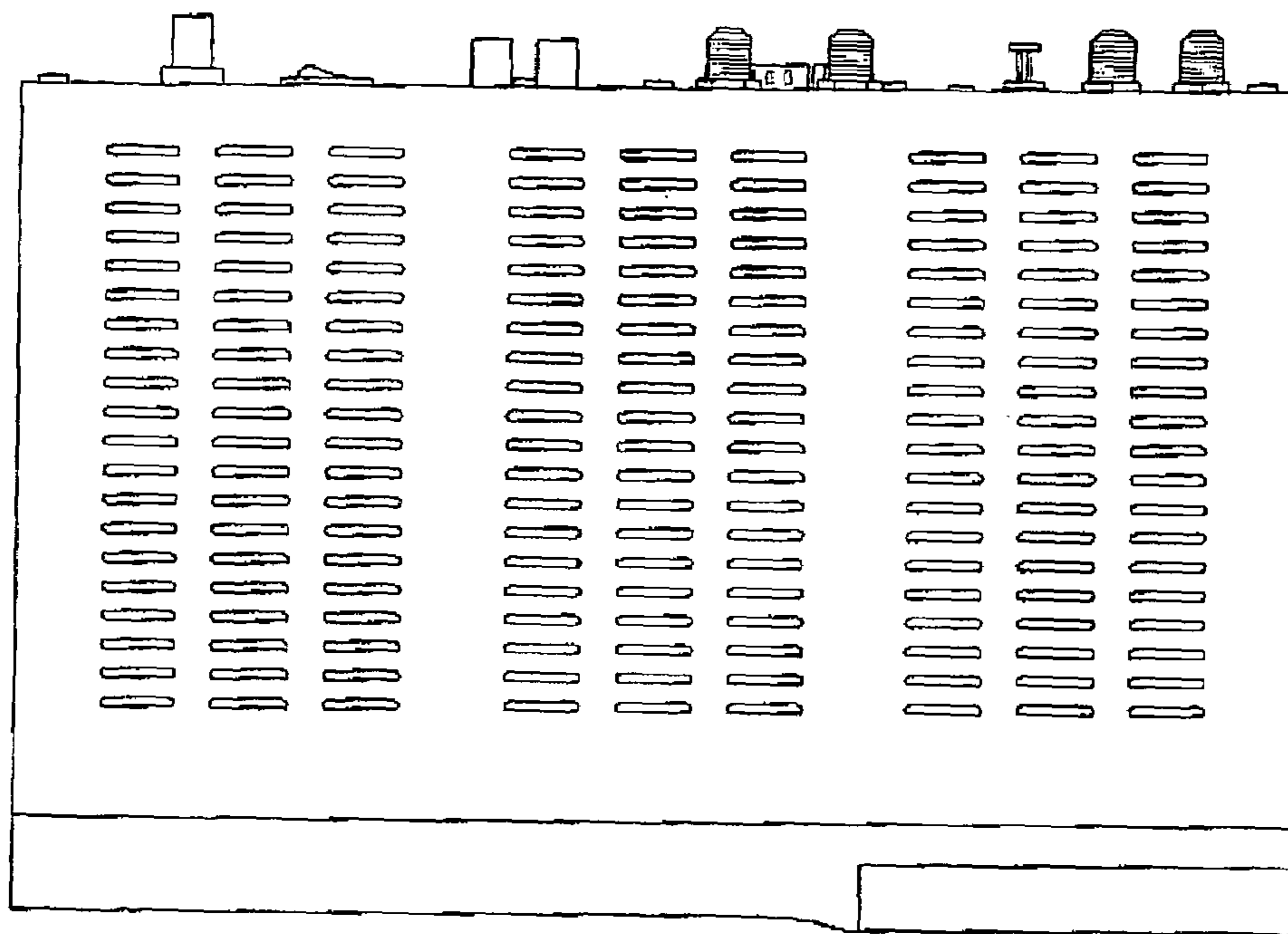


FIG. 6

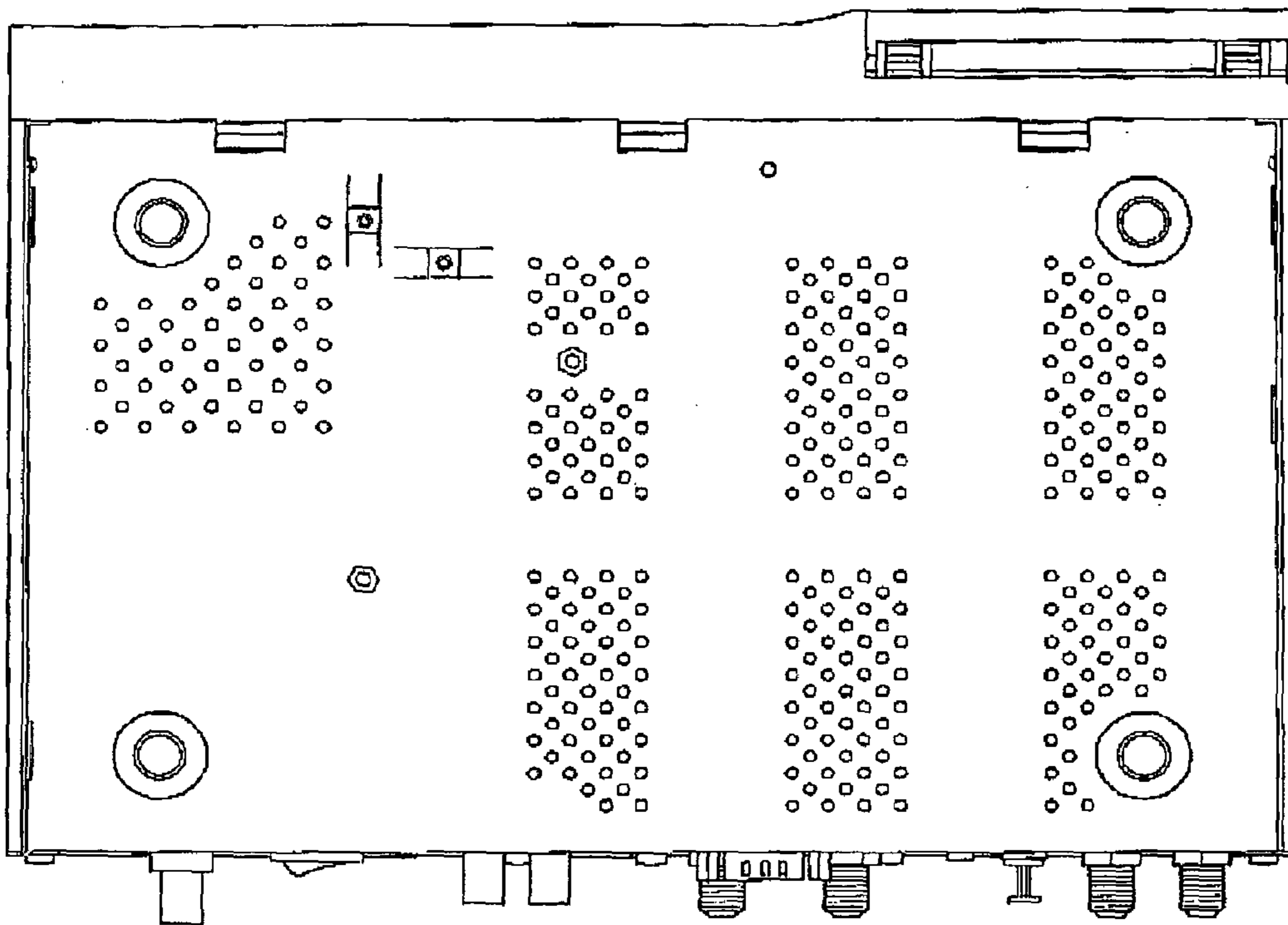


FIG. 7