



US00D571718S

(12) **United States Design Patent**
Morris et al.

(10) **Patent No.:** **US D571,718 S**
(45) **Date of Patent:** **** Jun. 24, 2008**

(54) **MOBILE DEVICE BATTERY**

(75) Inventors: **Quintin Morris**, Brooklyn, NY (US);
Katrika Woodcock, Brooklyn, NY
(US); **Jorg Schlieffers**,
Streatley-on-Thames (GB); **Christopher**
N. Crawford, Glen Cove, NY (US)

(73) Assignee: **Symbol Technologies, Inc.**, Holtsville,
NY (US)

(**) Term: **14 Years**

(21) Appl. No.: **29/281,077**

(22) Filed: **Jun. 14, 2007**

Related U.S. Application Data

(63) Continuation of application No. 29/252,497, filed on
Jan. 24, 2006.

(51) **LOC (8) Cl.** **13-02**

(52) **U.S. Cl.** **D13/103**

(58) **Field of Classification Search** D13/102-106,
D13/110, 118-119, 184; 429/96-100, 163,
429/176

See application file for complete search history.

(56) **References Cited**

U.S. PATENT DOCUMENTS

D386,742 S *	11/1997	Amero et al.	D13/103
D400,496 S *	11/1998	Barber et al.	D13/103
D400,848 S *	11/1998	Clark et al.	D13/103
D406,098 S *	2/1999	Walter et al.	D13/103

D411,165 S *	6/1999	Deslyper et al.	D13/103
D414,159 S *	9/1999	Deslyper et al.	D13/103
D423,449 S *	4/2000	Naskali	D13/103
6,218,041 B1 *	4/2001	Barbier et al.	429/96
D444,448 S *	7/2001	Robinson et al.	D13/103
6,368,744 B1 *	4/2002	Hatazawa et al.	429/163
D478,866 S *	8/2003	Nakai	D13/103
D490,370 S *	5/2004	Picardo	D13/103
D492,248 S *	6/2004	Gregory et al.	D13/103
D526,957 S *	8/2006	Croley et al.	D13/103
D528,071 S *	9/2006	Croley et al.	D13/103
D537,775 S *	3/2007	Morris et al.	D13/103

* cited by examiner

Primary Examiner—Cathron Brooks

Assistant Examiner—Rosemary K Tarcza

(74) *Attorney, Agent, or Firm*—Fay Kaplun & Marcin, LLP

(57) **CLAIM**

The ornamental design for a mobile device battery, as shown
and described.

DESCRIPTION

FIG. 1 is a top plan view of a mobile device battery showing
our new design;

FIG. 2 is a side elevational view thereof;

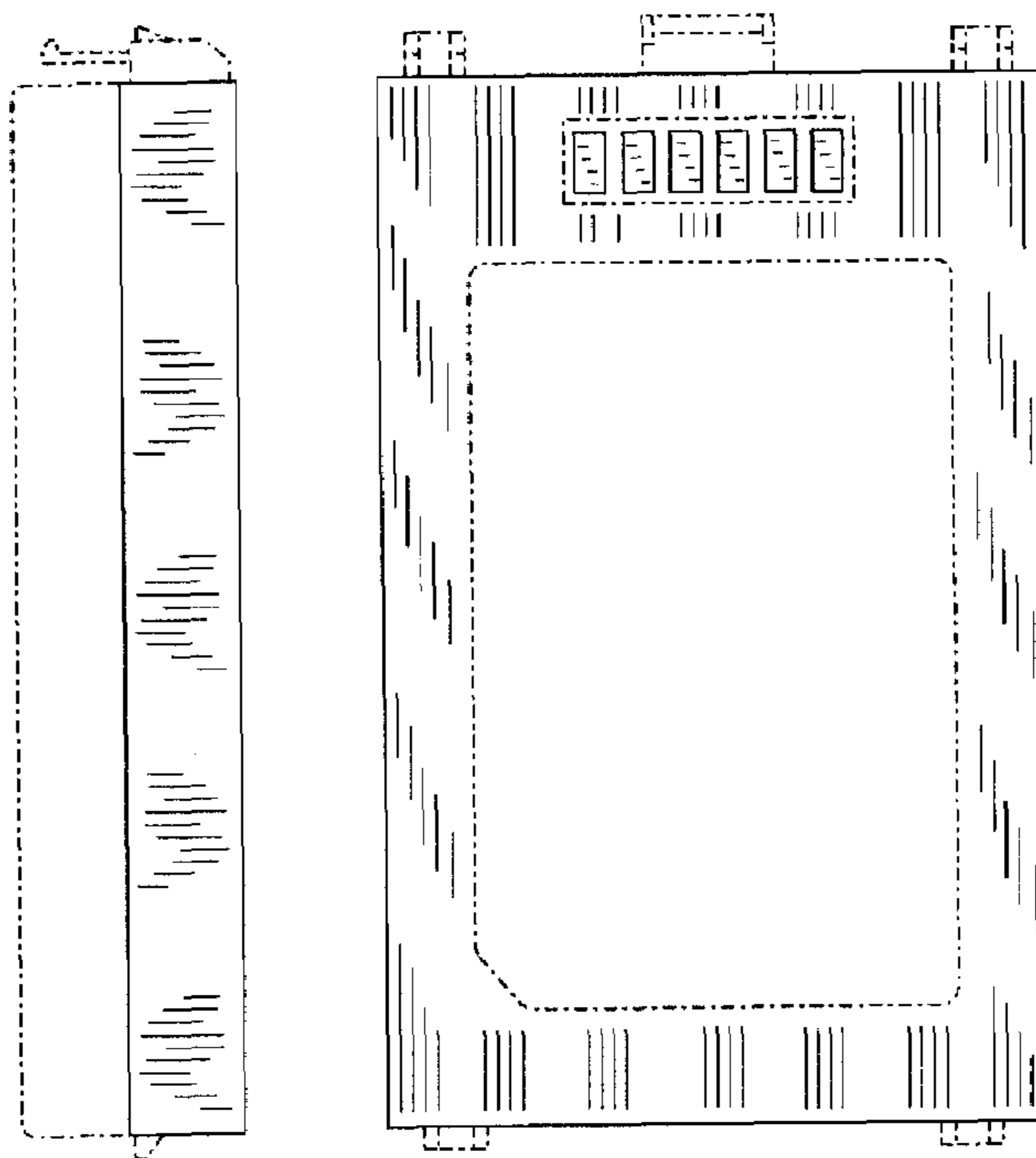
FIG. 3 is a front elevational side view thereof;

FIG. 4 is a rear elevational view thereof; and,

FIG. 5 is a bottom plan view thereof.

The broken lines shown in FIGS. 1-5 are included for illus-
trative purposes only and form no part of the claimed design.

1 Claim, 2 Drawing Sheets



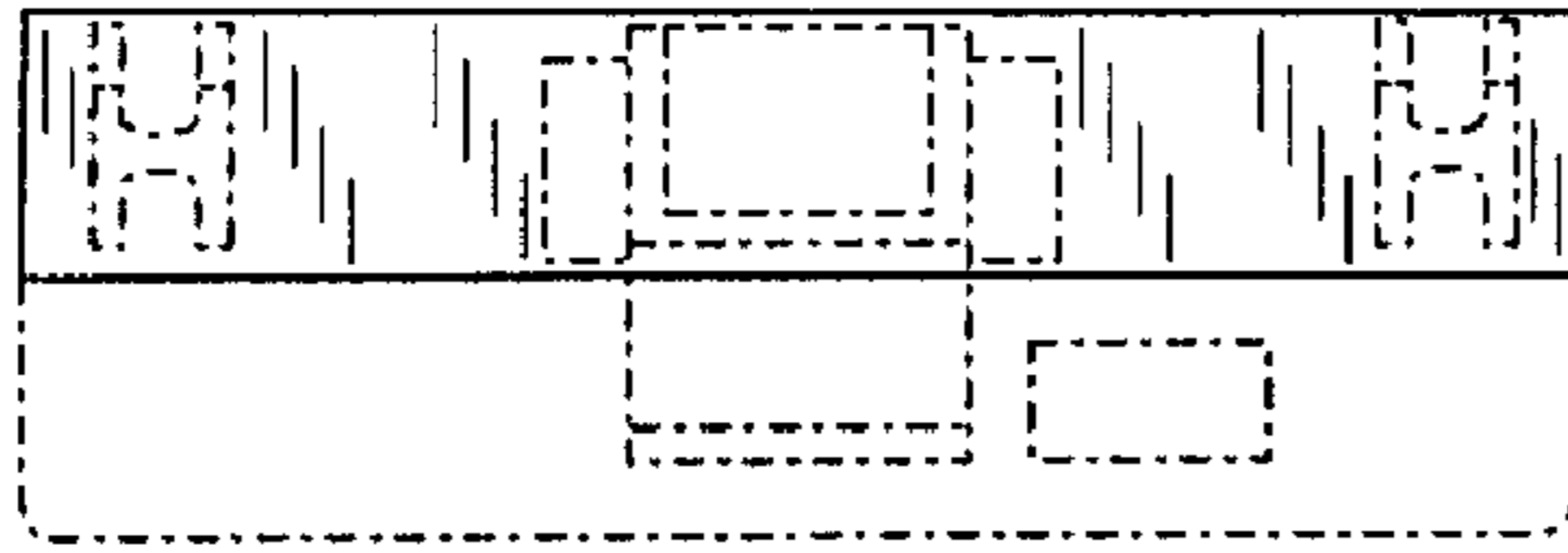


FIG. 3




FIG. 1




FIG. 2




FIG. 4




FIG. 5