

US00D571715S

(12) **United States Design Patent** (10) **Patent No.:** **US D571,715 S**
Ashton et al. (45) **Date of Patent:** **** Jun. 24, 2008**

(54) **SHOULDER TREAD FOR A TIRE**
(75) Inventors: **Charles Joseph Ashton**, Cuyahoga Falls, OH (US); **Eric Matthew Luecke**, Doylestown, OH (US); **Daniel Abe Alford**, Cuyahoga Falls, OH (US); **Matthew John Neidert**, Akron, OH (US); **Jeremy Edward Whisner**, Akron, OH (US); **Jay Joseph Robinson**, Stow, OH (US); **Eric John Marazzi**, Tallmadge, OH (US); **Shannon Joseph Hughes**, Rootstown, OH (US); **Jonathan James Shondel**, Massillon, OH (US)

D456,765 S 5/2002 Weber et al. D12/555
D471,149 S 3/2003 Endo et al. D12/551
D471,150 S 3/2003 Endo et al. D12/551
D472,515 S 4/2003 Hutz et al. D12/551
D483,324 S * 12/2003 Kemp, Jr. D12/605
D491,134 S 6/2004 Brayer et al. D12/588
D491,881 S 6/2004 Ebiko et al. D12/551
D491,883 S 6/2004 Landers et al. D12/553
D500,983 S 1/2005 Lo D12/552
D504,105 S 4/2005 Landers et al. D12/553
D504,388 S 4/2005 Umstot et al. D12/551
6,968,881 B2 11/2005 Ratliff, Jr. et al. 152/209.15
D512,958 S 12/2005 Allison et al. D12/552
D519,916 S * 5/2006 Poling et al. D12/605

(Continued)

(73) Assignee: **The Goodyear Tire & Rubber Company**, Akron, OH (US)

(**) Term: **14 Years**

(21) Appl. No.: **29/286,525**

(22) Filed: **May 10, 2007**

Related U.S. Application Data

(63) Continuation of application No. 29/267,115, filed on Oct. 5, 2006.

(51) **LOC (8) Cl.** **12-15**

(52) **U.S. Cl.** **D12/605**

(58) **Field of Classification Search** D12/551-555, D12/546, 506, 588, 605, 900, 901, 534, 569, D12/523-524; 152/209.9, 209.1, 209.8, 152/209.18, 209.25, 455, 209.28
See application file for complete search history.

(56) **References Cited**

U.S. PATENT DOCUMENTS

D397,650 S 9/1998 Himuro D12/147
D402,945 S 12/1998 Maxwell et al. D12/147
D416,836 S 11/1999 Himuro D12/147
D451,068 S * 11/2001 Heinen et al. D12/547
D455,116 S 4/2002 Graas et al. D12/553

OTHER PUBLICATIONS

Bridgestone/Firestone North American LLC, Potenza S-02, 2004 *Tread Design Guide*, p. 12, 5/2.
Toyo Tires Proxes ST, 2004 *Tread Design Guide*, p. 58, 2/1.

Primary Examiner—Stacia Cadmus
(74) *Attorney, Agent, or Firm*—Richard B. O’Planick

(57) **CLAIM**

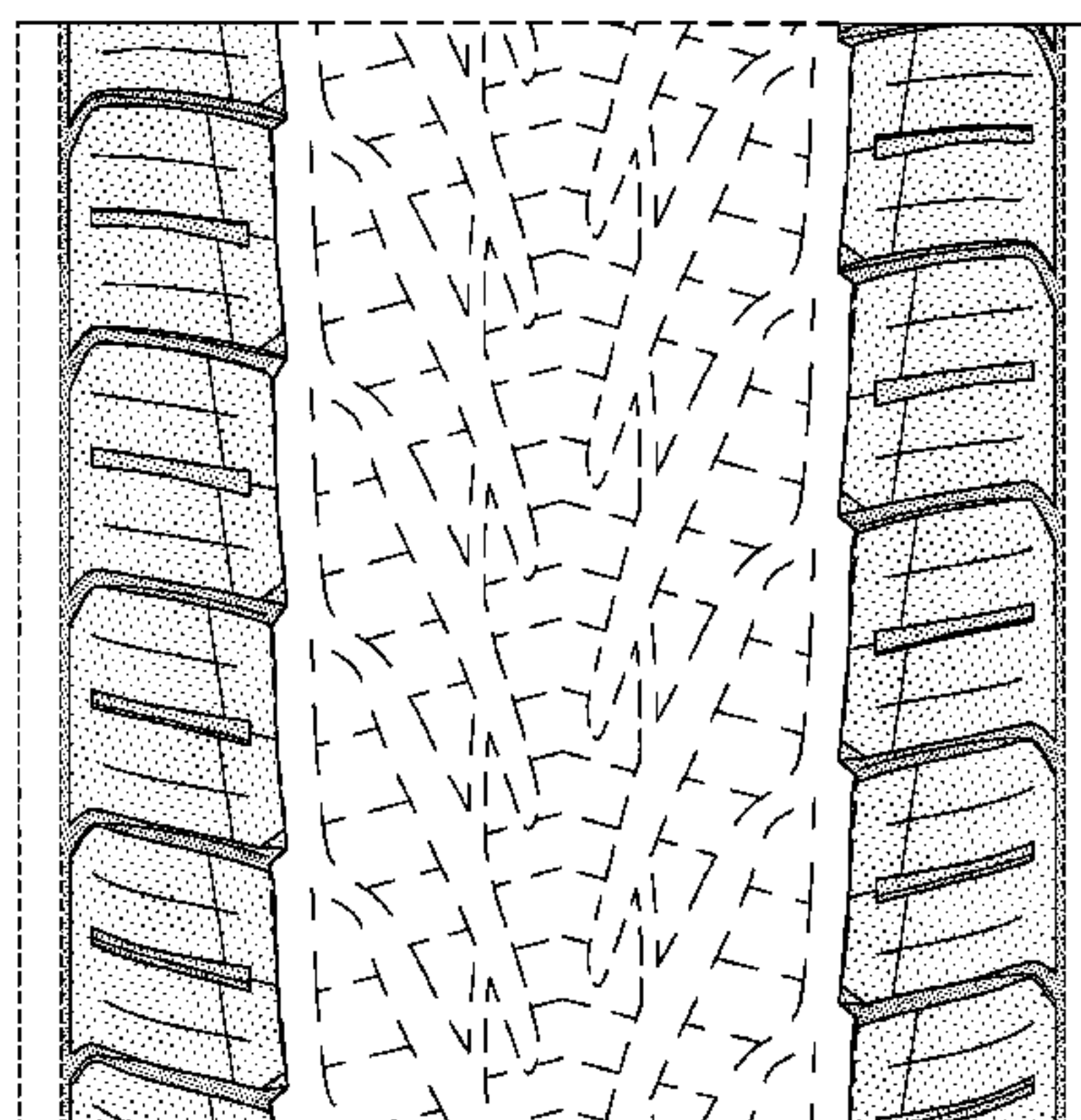
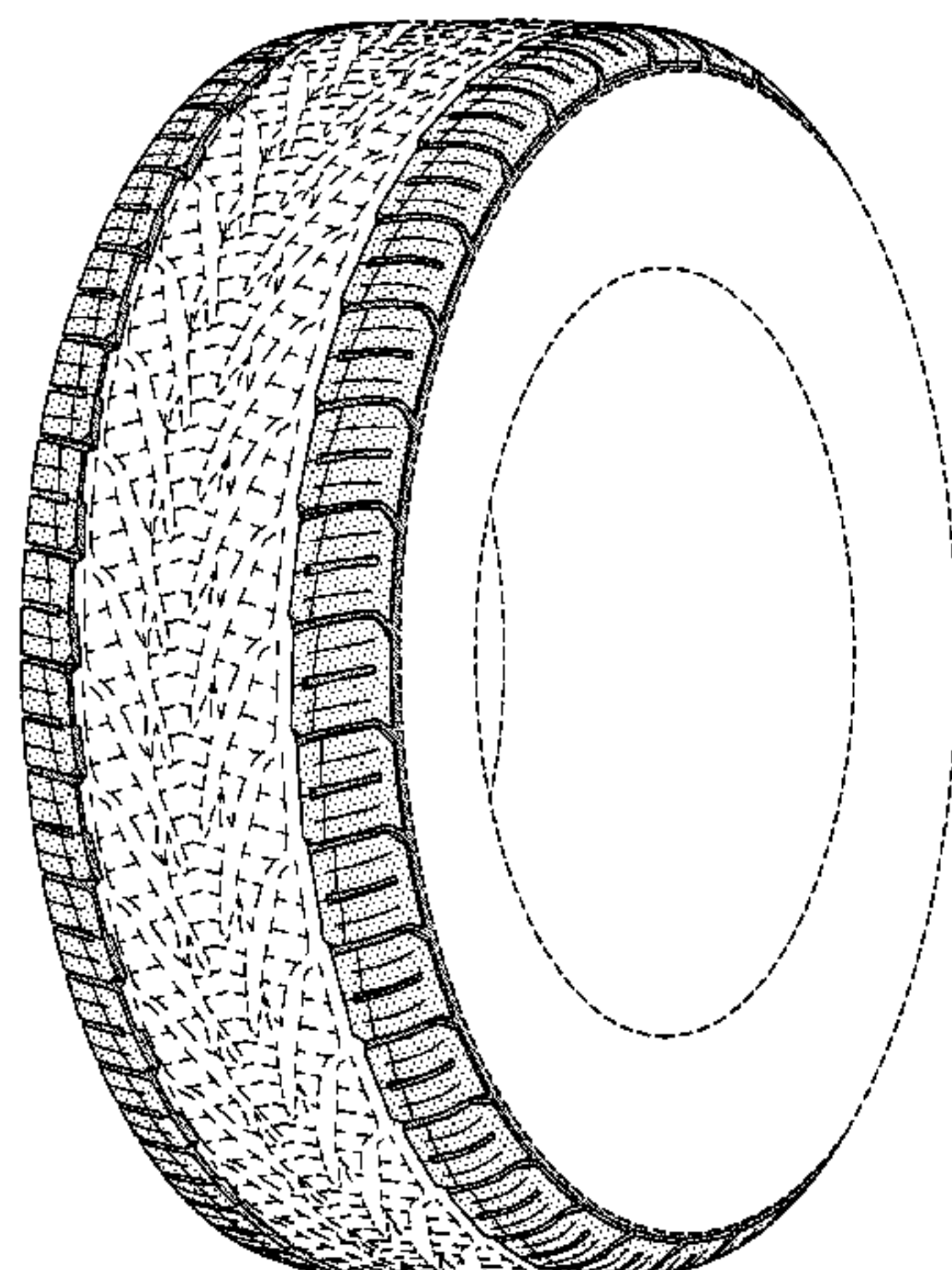
The ornamental design for a shoulder tread for a tire, as shown and described.

DESCRIPTION

FIG. 1 is a perspective view of a shoulder tread for a tire showing our new design, it being understood that the pattern repeats uniformly throughout the circumference of the tread; FIG. 2 is a front elevational view thereof; FIG. 3 is a right side elevational view thereof; the other side being a mirror image; and, FIG. 4 is an enlarged fragmentary front elevational view thereof.

In the drawing, the broken lines defining the center tread, sidewall, inner bead and the peripheral boundary between the tire tread and the sidewall are for illustrative purposes only and form no part of the claimed design.

1 Claim, 4 Drawing Sheets



US D571,715 S

Page 2

U.S. PATENT DOCUMENTS

D534,482 S *	1/2007	Schmalix et al.	D12/553	
D535,247 S *	1/2007	Shondel et al.	D12/553	
				* cited by examiner
D535,248 S *	1/2007	Ashton et al.	D12/553	
D557,199 S *	12/2007	Krupa et al.	D12/553	

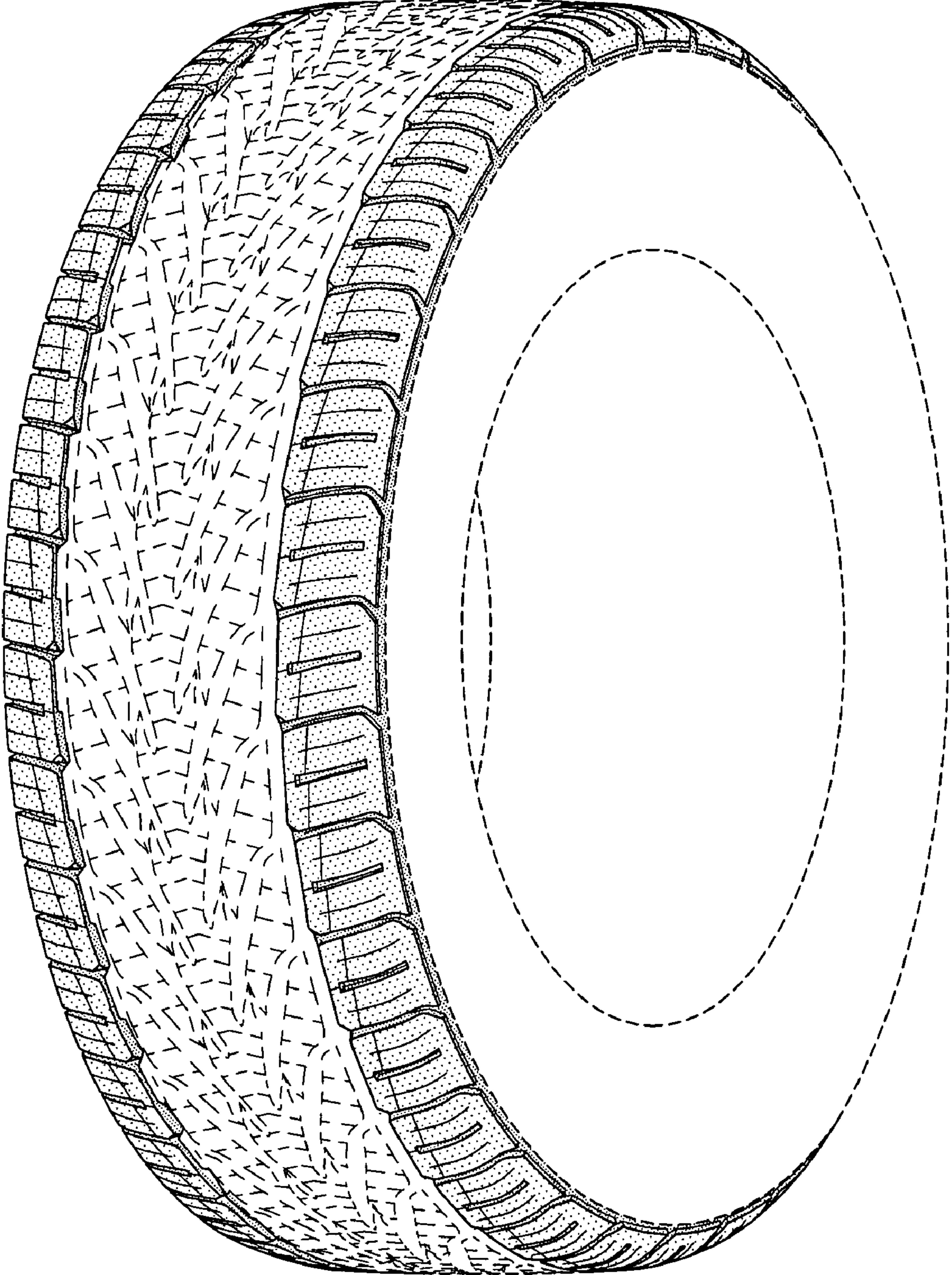


FIG-1

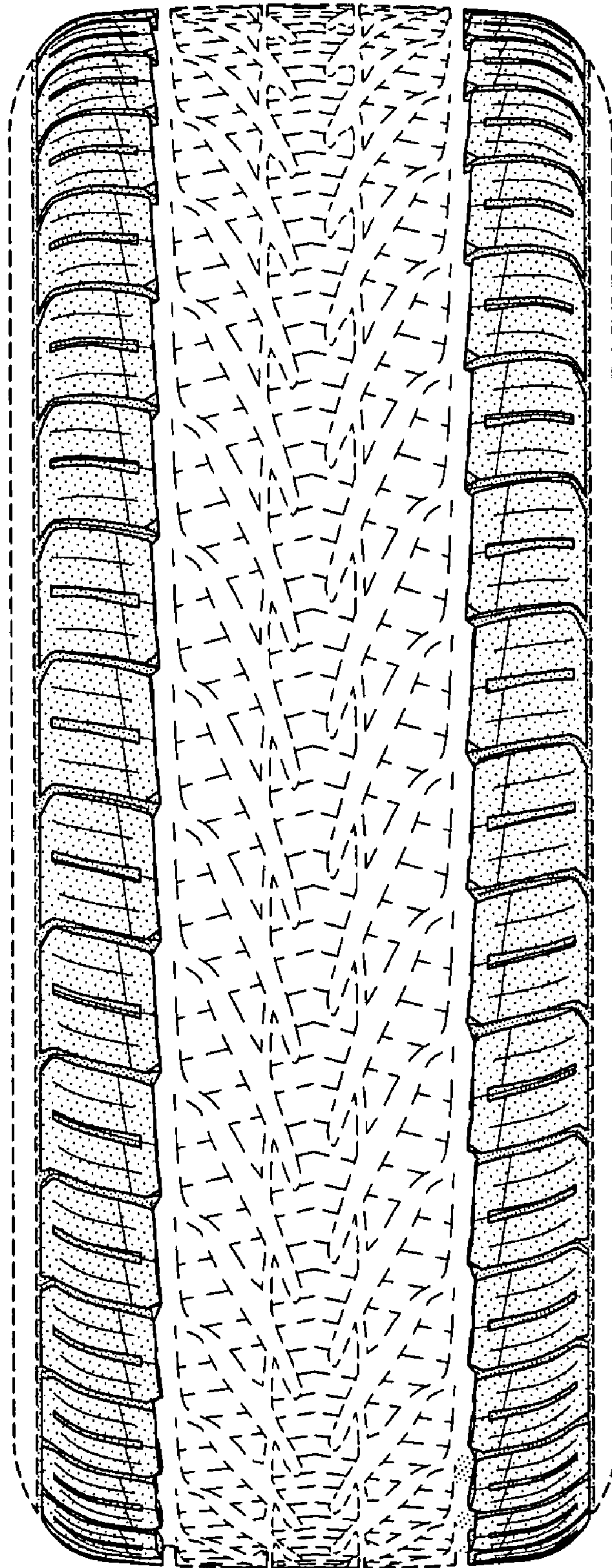


FIG-2

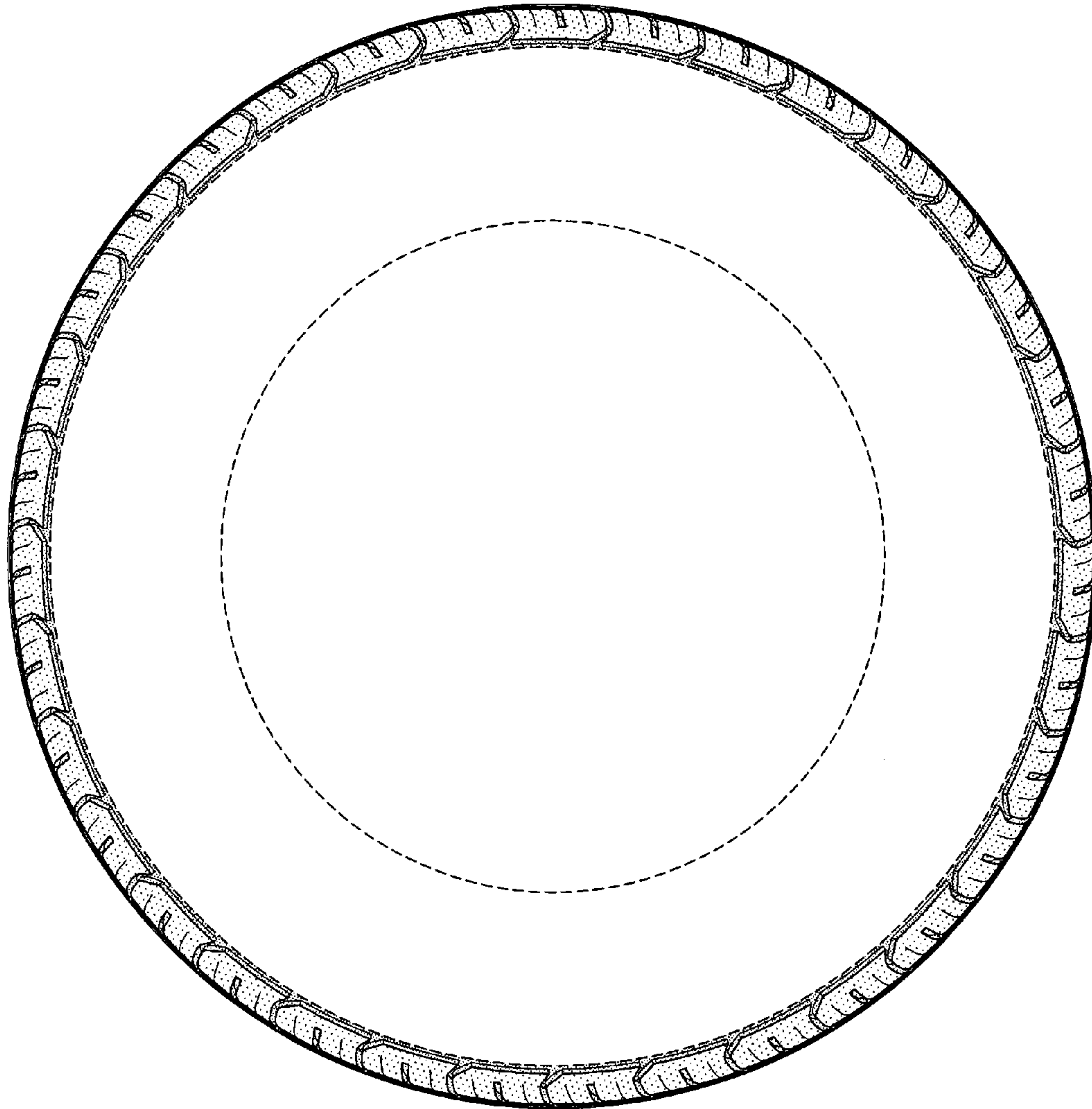


FIG-3

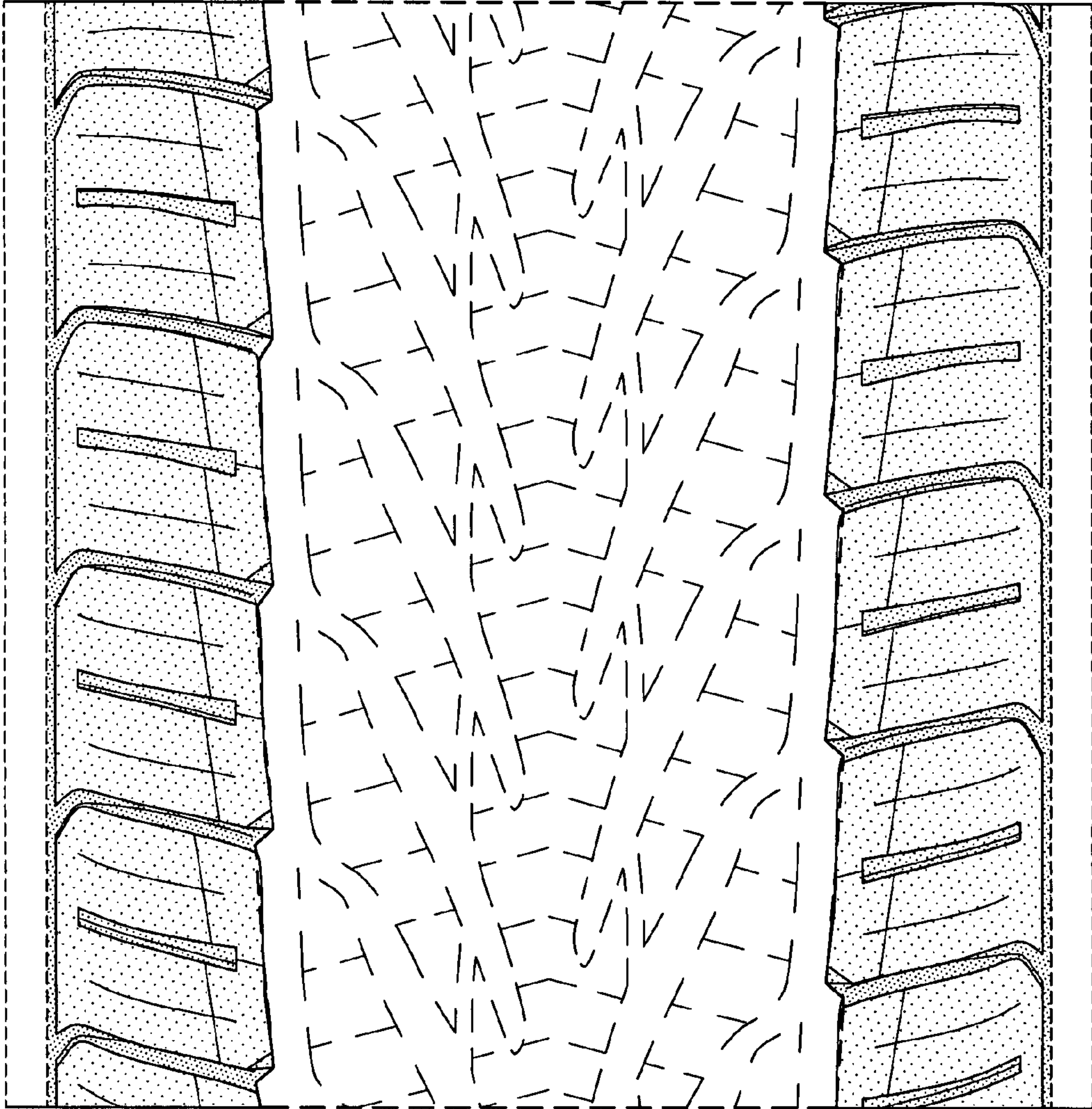


FIG-4