



US00D571699S

(12) **United States Design Patent**
Skilliter, III et al.

(10) **Patent No.:** **US D571,699 S**
(45) **Date of Patent:** **** Jun. 24, 2008**

(54) **MOUNTING POD**

D554,038 S * 10/2007 Lang et al. D12/223

(75) Inventors: **Robert T. Skilliter, III**, Curtice, OH (US); **Anthony P. Pietrowski**, Clay Center, OH (US)

* cited by examiner

Primary Examiner—Holly H. Baynham

Assistant Examiner—Sheryl Friedman

(73) Assignee: **Chantilly Development Corporation**, Unionville, PA (US)

(74) *Attorney, Agent, or Firm*—MacMillan, Sobanski & Todd LLC

(**) Term: **14 Years**

(57) **CLAIM**

(21) Appl. No.: **29/288,105**

The ornamental design for a mounting pod, as shown and described.

(22) Filed: **May 29, 2007**

DESCRIPTION

(51) **LOC (8) Cl.** **12-16**

FIG. 1 is a front perspective view of a mounting pod according to the design;

(52) **U.S. Cl.** **D12/187; D12/223**

FIG. 2 is a front elevational view thereof; the back elevational view, the right side elevational view and the left side elevational view being the same;

(58) **Field of Classification Search** D12/223, D12/187; D8/354; 248/466, 475.1; 359/871
See application file for complete search history.

FIG. 3 is a top plan view thereof; and,

(56) **References Cited**

FIG. 4 is a bottom plan view thereof.

U.S. PATENT DOCUMENTS

The broken lines shown in FIG. 1 and FIG. 3 are for illustrative purposes only and form no part of the claimed design.

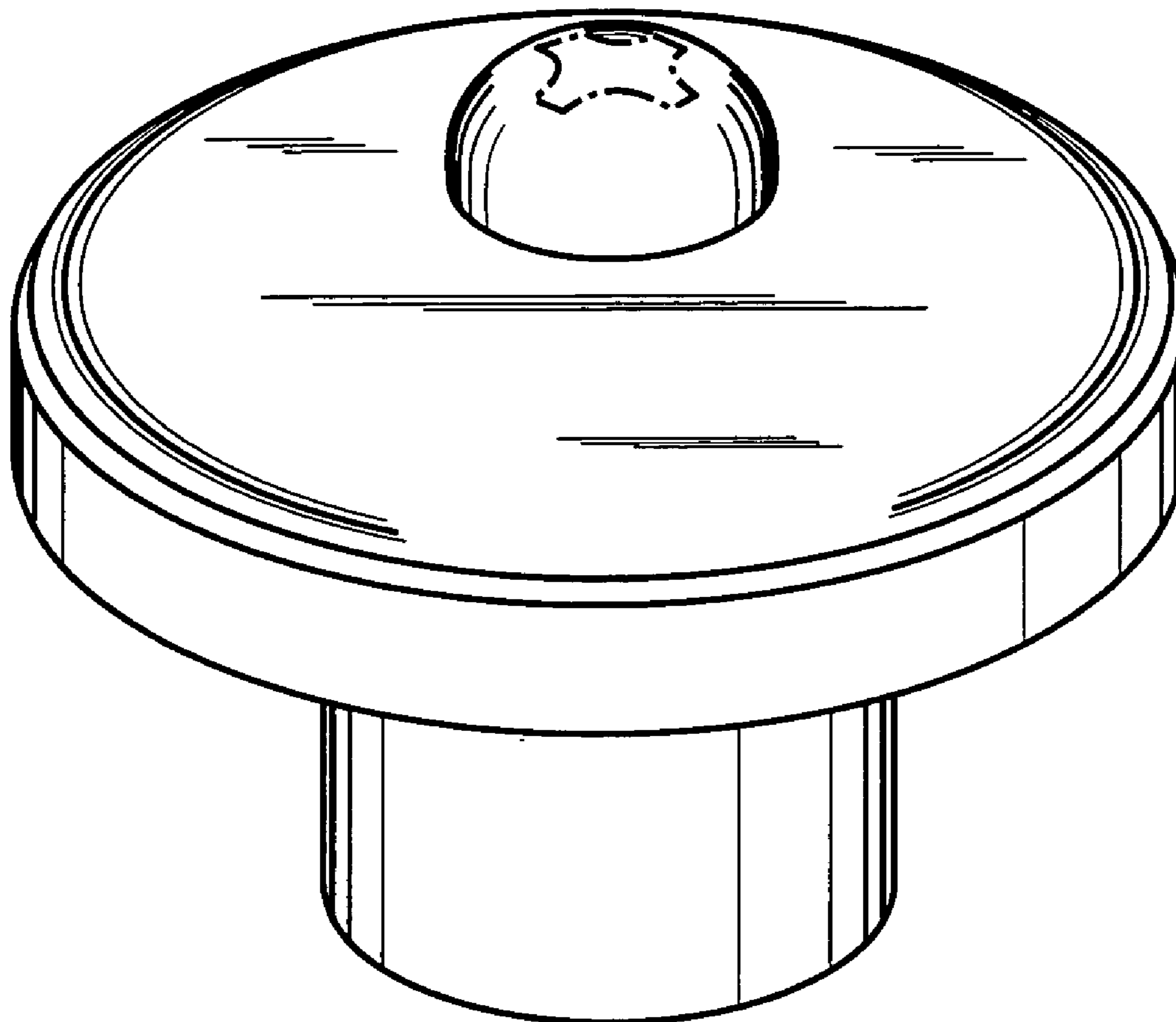
D364,334 S * 11/1995 Sandstrom et al. D8/354

D476,611 S * 7/2003 Fiess et al. D12/223

7,011,282 B2 * 3/2006 Schmidt 248/466

D526,258 S * 8/2006 Branham et al. D12/187

1 Claim, 2 Drawing Sheets



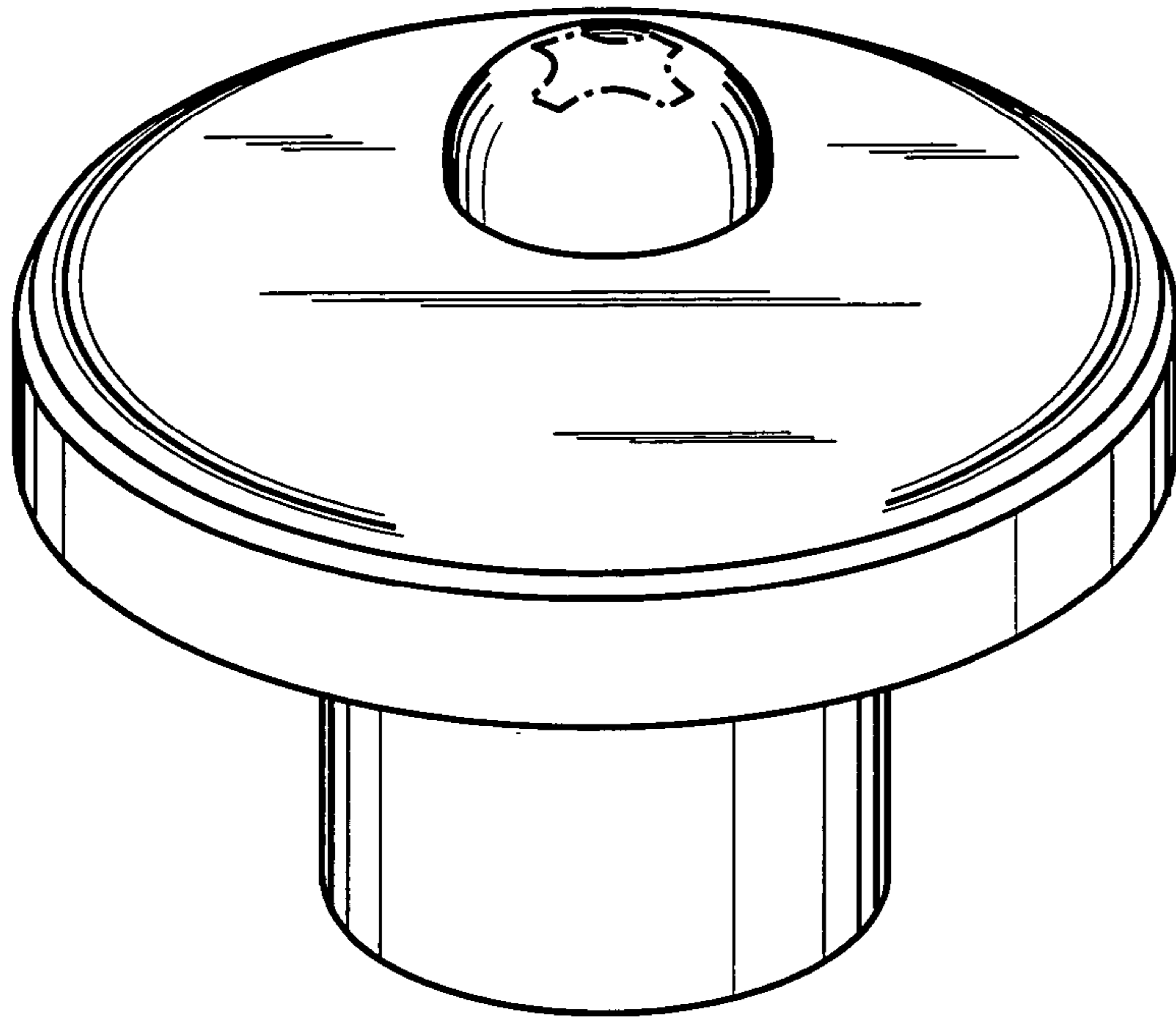


FIG. 1



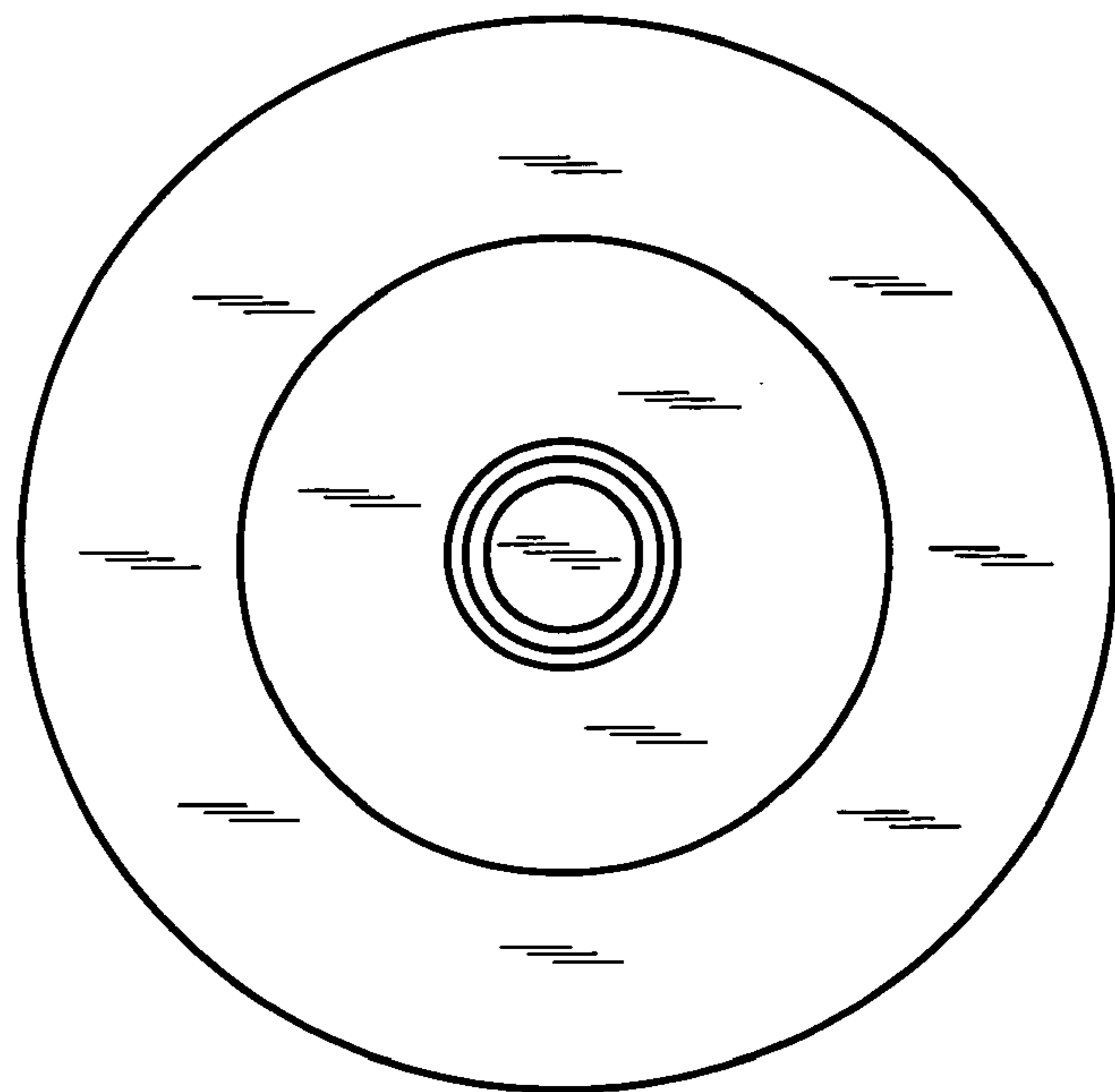


FIG. 2



—FIG. 3



—FIG. 4