



US00D571689S

(12) **United States Design Patent**
Andrews et al.

(10) **Patent No.:** **US D571,689 S**
(45) **Date of Patent:** **** Jun. 24, 2008**

(54) **GOLF CAR**

(75) Inventors: **Keith R. Andrews**, Grand Junction, CO (US); **Kevin Fitzgerald**, Long Beach, CA (US); **Larry P. Johnson**, Grand Junction, CO (US); **Jim Wilson**, Grand Junction, CO (US); **Jun Imai**, Lawndale, CA (US)

(73) Assignee: **Fairplay Electric Cars, LLC**, Grand Junction, CO (US)

(**) Term: **14 Years**

(21) Appl. No.: **29/279,993**

(22) Filed: **May 14, 2007**

(51) **LOC (8) Cl.** **12-02**
(52) **U.S. Cl.** **D12/16**
(58) **Field of Classification Search** D12/87,
D12/86, 1, 433, 15, 16, 107, 82, 88, 89, 90,
D12/91, 92, 93; D15/30; D21/803; 180/233,
180/908; 280/DIG. 5, 183, 184, 185, 186,
280/28, 37.7

See application file for complete search history.

(56) **References Cited**

U.S. PATENT DOCUMENTS

D236,098 S	7/1975	Bedel
D245,592 S	8/1977	Davidson
5,069,481 A	12/1991	Strange
D326,831 S	6/1992	Lanius et al.
D345,717 S	4/1994	Molzon et al.
D345,718 S	4/1994	Molzon et al.
D369,762 S	5/1996	Molzon et al.
D373,099 S	8/1996	Molzon et al.

D395,023 S	6/1998	Hikida	
D432,460 S	10/2000	Huang	
D498,704 S	11/2004	Bonner et al.	
6,883,846 B2	4/2005	Check et al.	
D514,981 S	2/2006	Andrews et al.	
D515,971 S	2/2006	Essig	
D541,699 S	5/2007	Andrews et al.	
2006/0180383 A1	8/2006	Bataille et al.	
2007/0216180 A1*	9/2007	Hanson et al. 296/1.08
2007/0267237 A1*	11/2007	Hanson et al. 180/89.1

* cited by examiner

Primary Examiner—Robert M. Spear

Assistant Examiner—Ania K Dworzecka

(74) *Attorney, Agent, or Firm*—Dykema Gossett, PLLC

(57) **CLAIM**

The ornamental design for a golf car, as shown and described.

DESCRIPTION

FIG. 1 is a perspective view of a golf car showing our new design.

FIG. 2 is a side elevation view thereof, the opposite side being a mirror image;

FIG. 3 is a front elevation view thereof;


FIG. 4 is a rear elevation view thereof;

FIG. 5 is a top plan view thereof;

FIG. 6 is a top plan view thereof with the roof and its associated mounting assembly removed; and,

FIG. 7 is partial front elevational view of the dashboard portion of the golf car shown in FIG. 1 taken along line 7 in FIG. 2.

1 Claim, 5 Drawing Sheets






FIG. 1

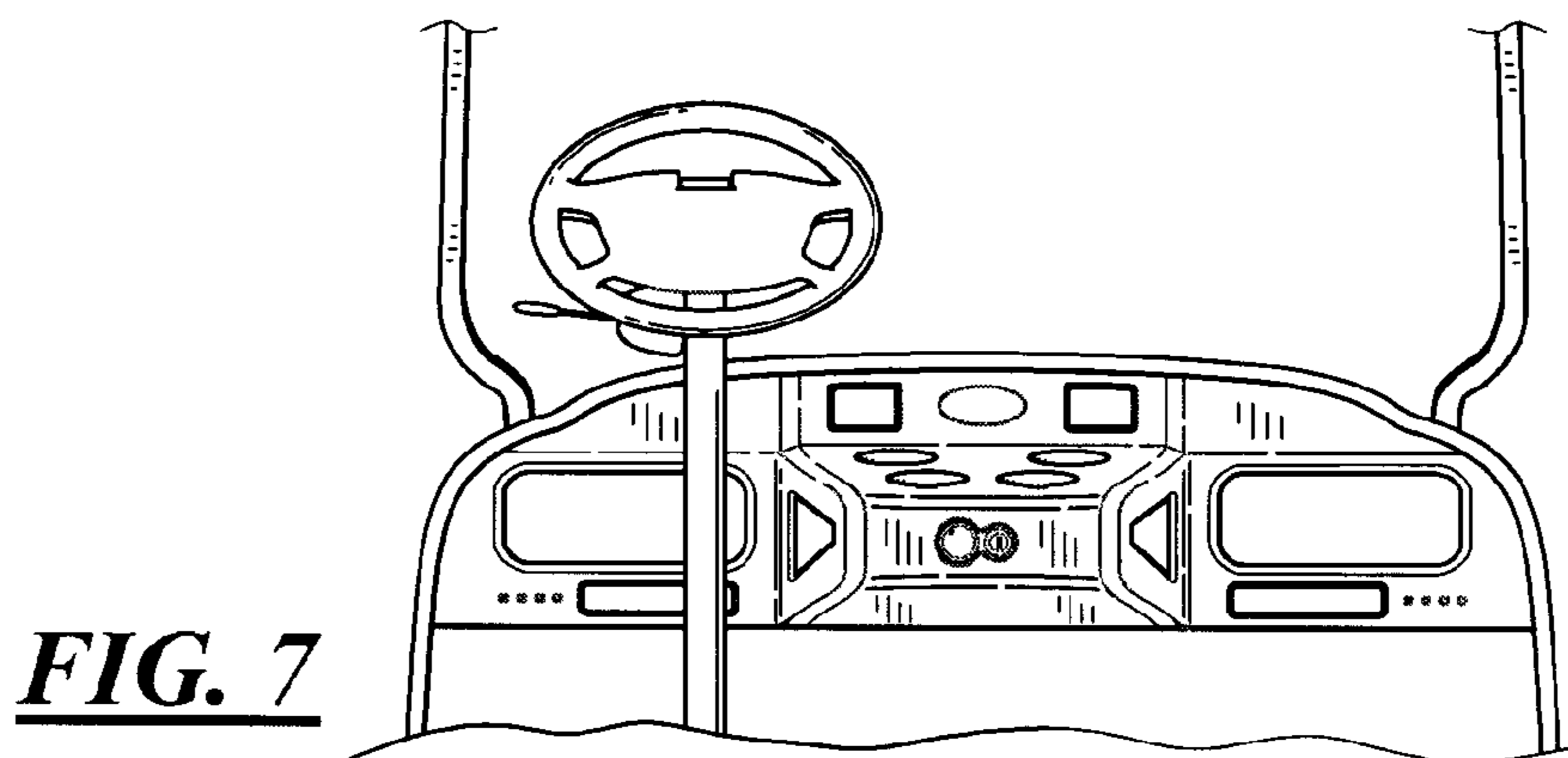


FIG. 7

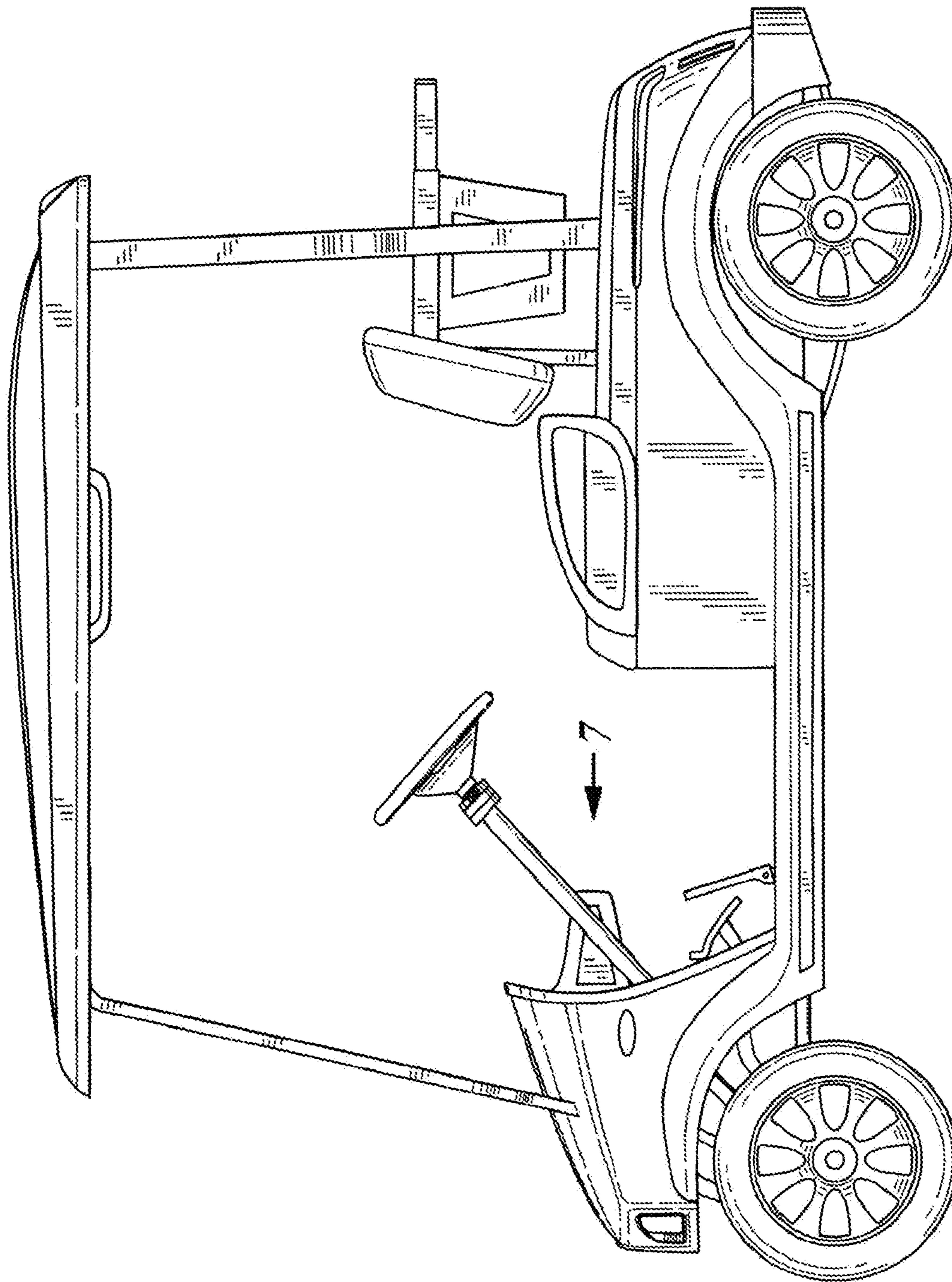


FIG. 2

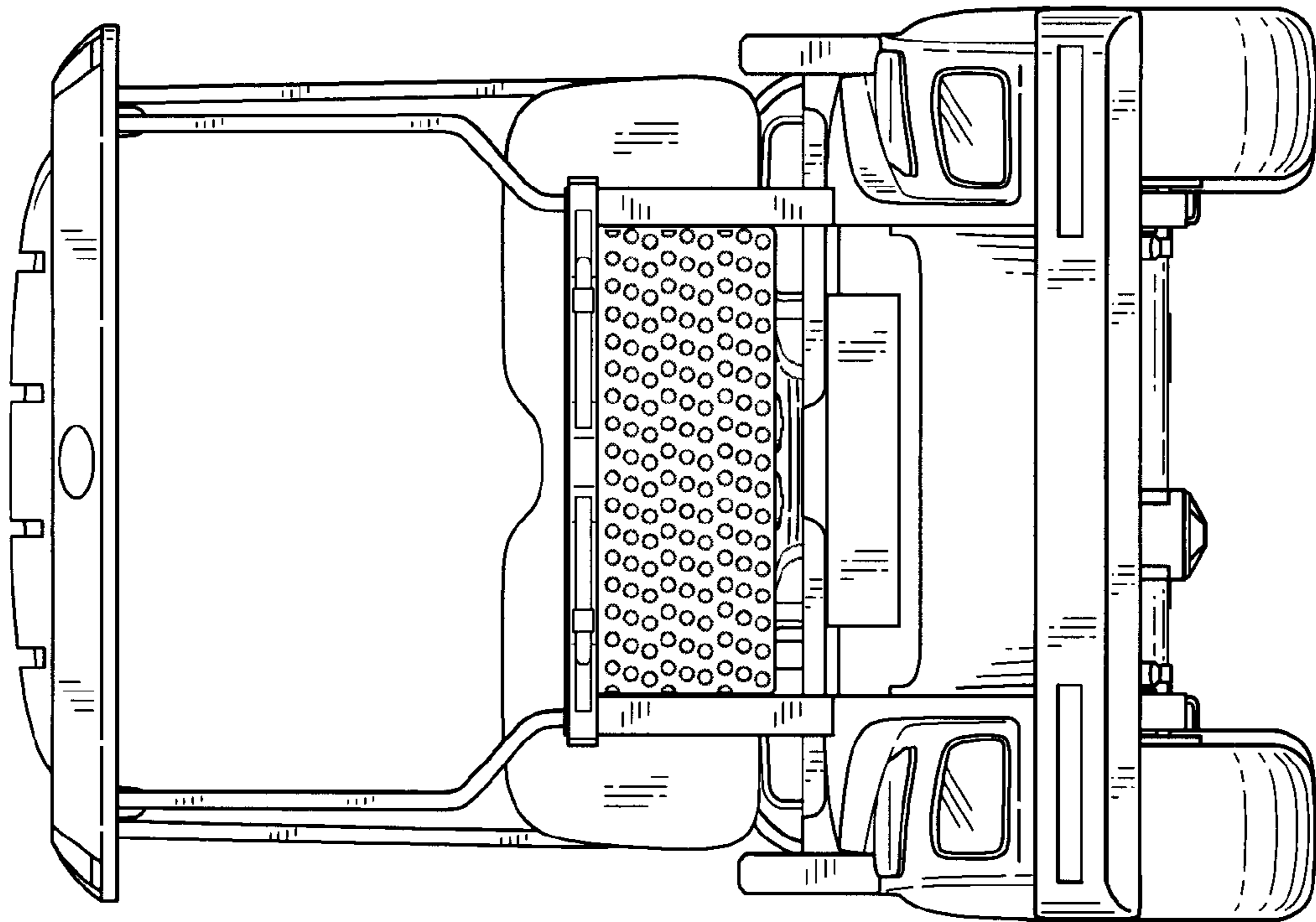


FIG. 4

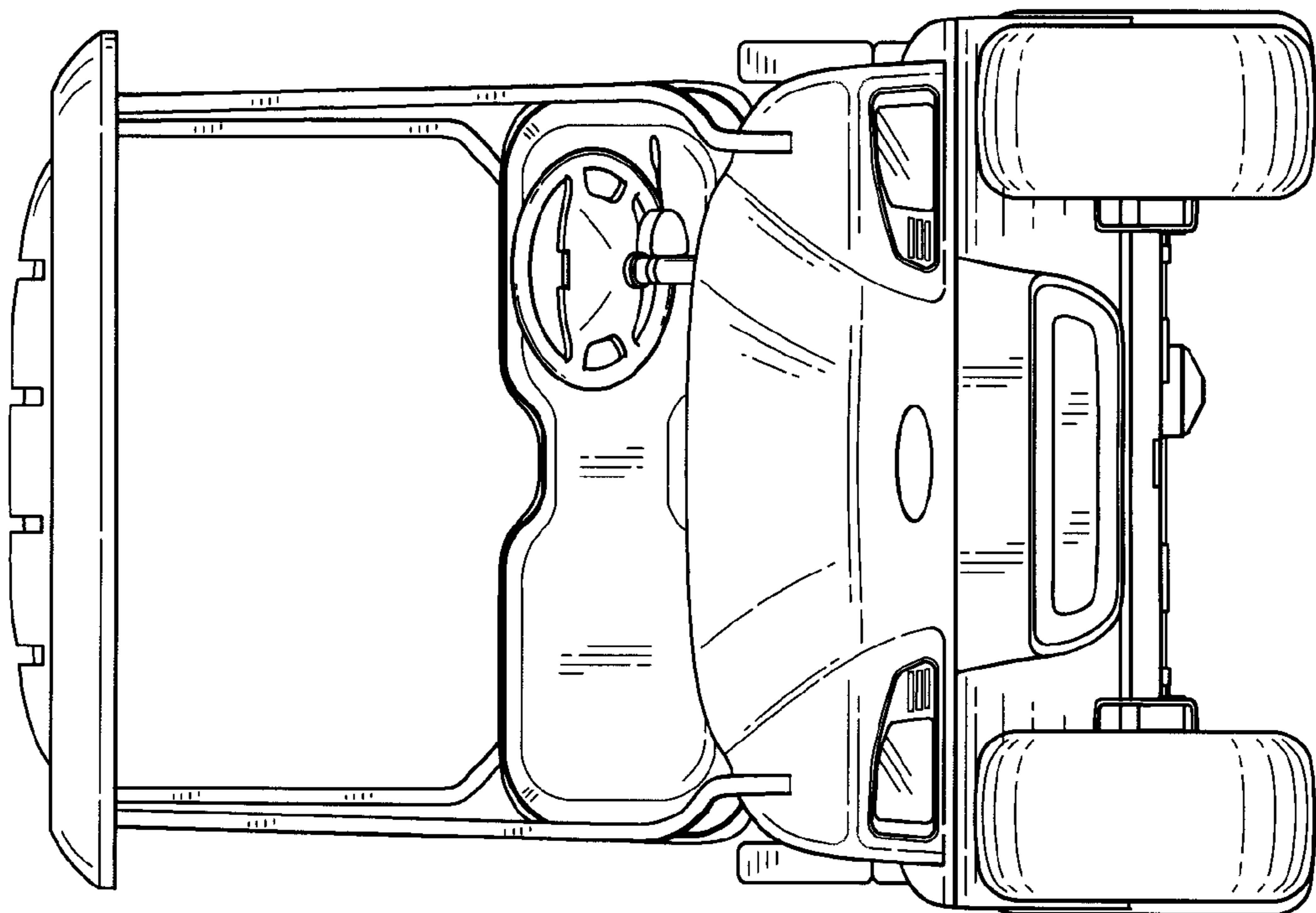


FIG. 3

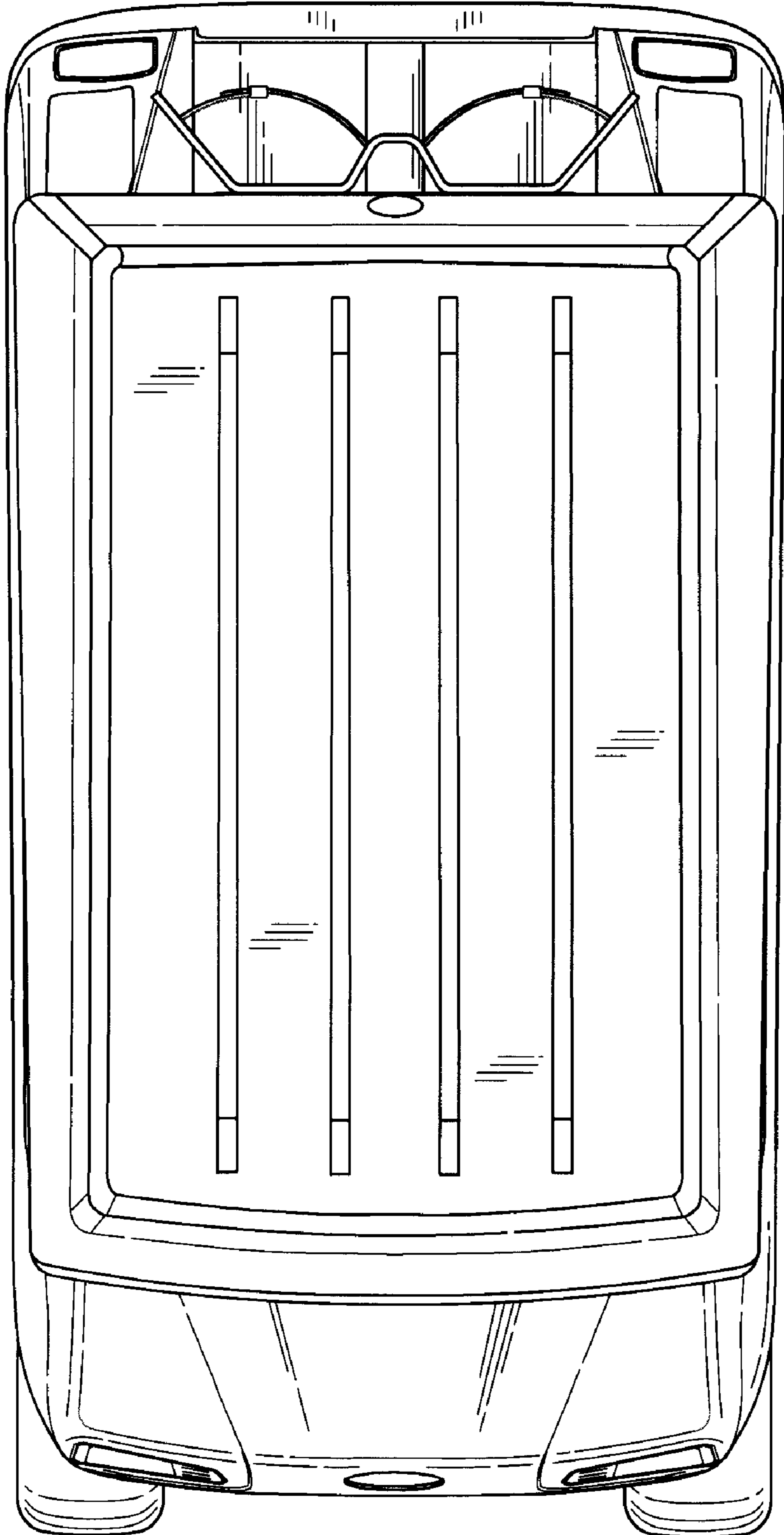


FIG. 5




FIG. 6